

O. VANORMAN.

Improvement in Carpet-Stretchers.

No. 131,196.

Patented Sep. 10, 1872.

Fig. 1.

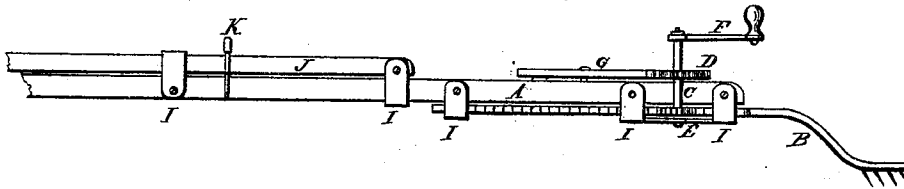


Fig. 2.

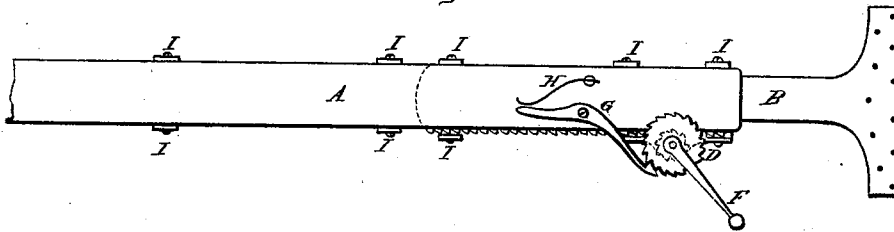


Fig. 3.


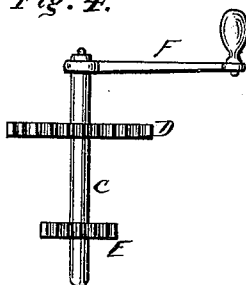


Fig. 4.



Witnesses:

Wm. Cole
McGiffin

Inventor:

Oliver Vanorman

UNITED STATES PATENT OFFICE.

OLIVER VANORMAN, OF FOND DU LAC, WISCONSIN.

IMPROVEMENT IN CARPET-STRETCHERS.

Specification forming part of Letters Patent No. 131,196, dated September 10, 1872.

SPECIFICATION.

I, OLIVER VANORMAN, of the city and county of Fond du Lac and State of Wisconsin, have invented certain Improvements in Carpet-Stretcher, of which the following is a specification:

My invention relates to the combination of a slide with teeth upon the under side of one end, and cogs upon one edge of the same, together with a shaft, upon which are two wheels, one to operate the said slide, the other to hold the same in position by means of a lever, and a spring to operate the lever, the whole to be operated by means of a crank attached to the top end of the said shaft, and the bed pieces to be fastened in such a way, by means of loops or stirrups that the said bed pieces can be made to slide in such a manner that the same will reach across any desired room.

Description of Drawing.

Figure 1 is a side view of my invention. Fig. 2 is a top view of my invention. Fig. 3 shows the form of the slide. Fig. 4 shows the shaft with the two wheels and the crank.

General Description.

A is the bed-piece. B is the slide with teeth upon one end; also with cogs upon one edge. C is the shaft that passes through the two wheels. D is the wheel on the upper side of the machine into which the dog G operates to hold the slide in place when in use. E is the

lower wheel upon the shaft that operates the slide B by means of the cogs upon the same. F is the crank to operate the said machine, fastened upon the upper end of the said shaft C. H is the spring that holds the dog G in place. I is the loop that the slide B passes through; also that the extra bed piece J passes through. K, pin in bed piece J.

To operate my device the operator should stand upon one side of the front end to avoid his own weight upon the carpet, first lengthen the slide J by means of the pin K to the desired length, and care should be taken to have the slide B run back; then place the teeth in slide B upon the carpet to be stretched, then turn the crank F, which will lengthen the stretcher and bring the carpet in the desired place, and the dog G will hold the same until the carpet is nailed; then push back upon the end of the dog G and turn the crank backward, thus moving the said slide back in order to set again.

Claim.

I claim as my invention—
The combination of the slide B, the bed pieces A and J with the shaft C, the wheels D and E, the lever G, and the spring H, substantially as and for the purposes herein set forth.

OLIVER VANORMAN.

Witnesses:

WM. E. COLE,
N. C. GRIFFIN.