



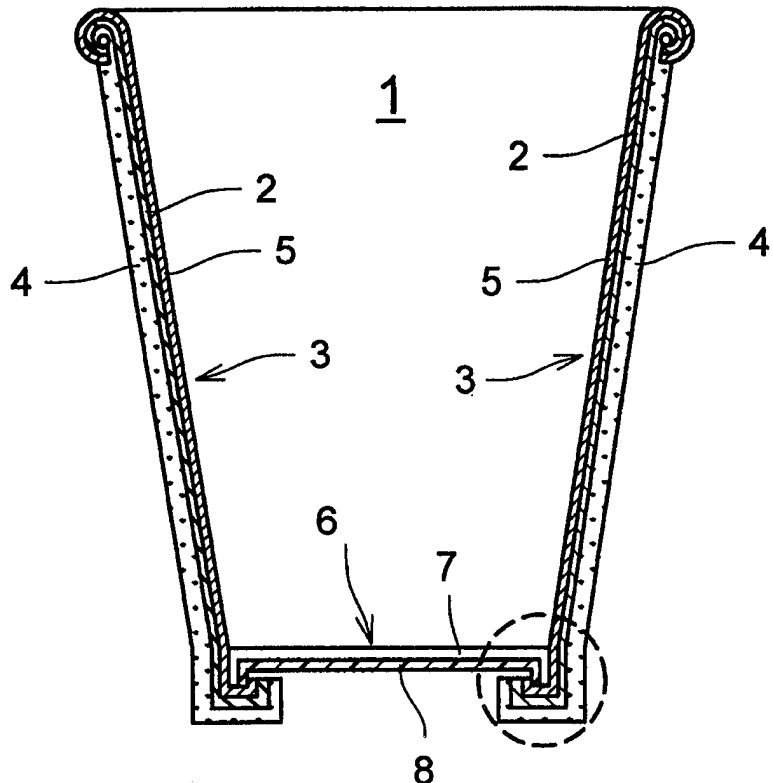
INTERNATIONAL APPLICATION PUBLISHED UNDER THE PATENT COOPERATION TREATY (PCT)

<p>(51) International Patent Classification ⁶ : B27N 22/00, B29D 22/00, 9/00, 67/00, B65D 3/00, B31B 1/60, 7/00</p>	<p>A1</p>	<p>(11) International Publication Number: WO 98/55281 (43) International Publication Date: 10 December 1998 (10.12.98)</p>
<p>(21) International Application Number: PCT/US98/10931 (22) International Filing Date: 5 June 1998 (05.06.98)</p> <p>(30) Priority Data: 08/870,486 6 June 1997 (06.06.97) US 09/087,956 1 June 1998 (01.06.98) US</p> <p>(71) Applicant: FORT JAMES CORPORATION [US/US]; 1915 Marathon Avenue, P.O. Box 899, Neenah, WI 54957-0899 (US).</p> <p>(72) Inventors: FREDRICKS, Richard, E.; 806 S. Summit Street, Appleton, WI 54914 (US). BREINING, Michael, A.; 1030 Oak Street, Neenah, WI 54956 (US). PUCCI, William, R.; 1449 Paynes Point Road, Neenah, WI 54956 (US). McCARTHY, Donald, C.; 911 Foxmoor Lane, Appleton, WI 54911 (US). BROWN, David, C.; 114 Vosvorg Lane, Clark Summit, PA 18353 (US). SEGAN, Richard, A.; James River Corporation, Lehigh Valley Plant, 605 Kuebler Road, Easton, PA 18040-9282 (US). MALAKHOW, Walter; 97 Teaneck Road, Teaneck, NJ 07666 (US).</p> <p>(74) Agents: BOGGS, Bruce, J. et al.; Burns, Doane, Swecker & Mathis, L.L.P., P.O. Box 1404, Alexandria, VA 22313-1404 (US).</p>	<p>(81) Designated States: CA, JP, European patent (AT, BE, CH, CY, DE, DK, ES, FI, FR, GB, GR, IE, IT, LU, MC, NL, PT, SE).</p> <p>Published <i>With international search report. Before the expiration of the time limit for amending the claims and to be republished in the event of the receipt of amendments.</i></p>	

(54) Title: HEAT INSULATING PAPER CUPS

(57) Abstract

A heat insulating paper cup having an improved seal. The cup (1) can include a body member (3) having an inside surface and an outside surface, and a bottom panel member (6) having an upper surface (7) and a bottom surface (8). The body member (3) is coated (or in some instances partially coated) on its outside surface with a heat insulating layer of foamed low density polyethylene (4) and on its inside surface with an unfoamed modified low density polyethylene (5). The bottom panel member (6) is coated on its upper surface with a foamed or unfoamed low density polyethylene or foamed or unfoamed modified low density polyethylene (7). The body member (3) and bottom panel member are oriented and joined to form a heat seal at an interface between a portion of the unfoamed modified low density polyethylene coated on the inside surface (5) of the body member and a portion of unfoamed low density polyethylene or unfoamed modified low density polyethylene coated on the upper surface (7) of the bottom panel (6).



FOR THE PURPOSES OF INFORMATION ONLY

Codes used to identify States party to the PCT on the front pages of pamphlets publishing international applications under the PCT.

AL	Albania	ES	Spain	LS	Lesotho	SI	Slovenia
AM	Armenia	FI	Finland	LT	Lithuania	SK	Slovakia
AT	Austria	FR	France	LU	Luxembourg	SN	Senegal
AU	Australia	GA	Gabon	LV	Latvia	SZ	Swaziland
AZ	Azerbaijan	GB	United Kingdom	MC	Monaco	TD	Chad
BA	Bosnia and Herzegovina	GE	Georgia	MD	Republic of Moldova	TG	Togo
BB	Barbados	GH	Ghana	MG	Madagascar	TJ	Tajikistan
BE	Belgium	GN	Guinea	MK	The former Yugoslav Republic of Macedonia	TM	Turkmenistan
BF	Burkina Faso	GR	Greece			TR	Turkey
BG	Bulgaria	HU	Hungary	ML	Mali	TT	Trinidad and Tobago
BJ	Benin	IE	Ireland	MN	Mongolia	UA	Ukraine
BR	Brazil	IL	Israel	MR	Mauritania	UG	Uganda
BY	Belarus	IS	Iceland	MW	Malawi	US	United States of America
CA	Canada	IT	Italy	MX	Mexico	UZ	Uzbekistan
CF	Central African Republic	JP	Japan	NE	Niger	VN	Viet Nam
CG	Congo	KE	Kenya	NL	Netherlands	YU	Yugoslavia
CH	Switzerland	KG	Kyrgyzstan	NO	Norway	ZW	Zimbabwe
CI	Côte d'Ivoire	KP	Democratic People's Republic of Korea	NZ	New Zealand		
CM	Cameroon	KR	Republic of Korea	PL	Poland		
CN	China	KZ	Kazakhstan	PT	Portugal		
CU	Cuba	LC	Saint Lucia	RO	Romania		
CZ	Czech Republic	LI	Liechtenstein	RU	Russian Federation		
DE	Germany	LK	Sri Lanka	SD	Sudan		
DK	Denmark	LR	Liberia	SE	Sweden		
EE	Estonia			SG	Singapore		

HEAT INSULATING PAPER CUPS

BACKGROUND OF THE INVENTION

5 This invention relates to heat-insulating paper containers, and more particularly to heat-insulating paper cups used for coffee and other hot or cold beverages.

Several types of heat-insulating cups have been used commercially for hot and cold liquids. Examples include the wide variety of existing polystyrene foam cups. These cups are typically made by adding a foaming agent to a polystyrene resin, casting the mixture into a mold, heating the resin under pressure to foam it, and removing the shaped article from the mold. Such cups have outstanding heat-insulating properties, but require a lot of energy to make, and are costly to dispose of in an environmentally acceptable way.

15 A variety of paper-based cups have been proposed as environmentally acceptable alternatives to polystyrene containers. Unfortunately, most attempts to produce paper-based heat-insulating cups have proved costly due to the complexity of their manufacturing processes. One example is a cup where the side wall is surrounded by a corrugated heat-insulating jacket. Its process for manufacture involves additional steps of forming the corrugated paper jacket and bonding it to the outer surface of the side wall of the cup. These cups, however, have proved to be aesthetically unappealing and structurally deficient. In this regard, only the ridges of the corrugated jacket contact the body of the paper cup in such a way that the bond between the two is so weak that the cup and jacket easily separate. Also such cups are not easily nested making storage difficult.

25 Another type of insulating paper cup is that where the cup has a dual cup structure. An inner cup is given a different taper than an outer cup to form a heat-insulating air layer in between the two cups. The two cups are integrated by curling their respective upper edges into a brim. The dual structure adds to manufacturing costs, and the two cups of the structure are prone to separation.

One of the most widely accepted types of heat-insulating paper-based cups include those described in U.S. Patent No. 4,435,344, and also referred to in U.S. Patent No. 5,490,631. Those cups have good insulating properties and can be prepared at a relatively low cost. Such cups are fabricated from a body member and a bottom member, both cut
5 from a paper sheet.

For the cups described in the aforementioned U.S. patents, one surface of the body member is coated or laminated with a thermoplastic synthetic resin film, and the other surface of the body member is coated or laminated with the same or different thermoplastic synthetic resin film or an aluminum foil, to thereby foam the thermoplastic
10 synthetic resin film and form a heat-insulating layer on at least one surface of the container, i.e., the outer surface. Water present in the paper is vaporized upon heating during processing, causing the thermoplastic resin film on the outer surface to foam.

Commercial versions of cups prepared according to U.S. Patent No. 4,435,344 include a body member and a bottom panel member. The body member comprises a
15 paper sheet coated or laminated on one side with a foamed heat-insulating layer of low density polyethylene which entirely covers its outer surface. The inner surface of the body member is covered with an unfoamed film of high density polyethylene. The bottom panel member is laminated on its inner or upper surface with low density polyethylene film. The inside surface of the body member, and the inside surface of the bottom member
20 are coated to prevent penetration of liquid contents into the paper sheet during use. The inside surface of the body member is also coated to ensure that the water in the paper will not evaporate directly into the air atmosphere during heating of the fabricated cup.

For these commercial cups, the film to be laminated on the inner surface of the body member is high density polyethylene because it has a higher softening point than the
25 low density polyethylene film on the outer surface. Upon heating during fabrication, the moisture inherently present in paper sheet serves as the foaming agent for the outer surface layer of low density polyethylene film. The high density polyethylene on the inside

surface of the body member will not foam under fabrication conditions but serves to seal the interior of the cup thus preventing an escape of the moisture necessary to foam the low density polyethylene on the outer surface of the cup.

5 A significant drawback of the aforementioned cups is that they are difficult to adequately seal when fabricated under desirable commercial conditions, i.e., high cup-forming machine speeds. When assembling such cups using conventional cup-forming machines, the bottom panel member and the body member are oriented in such a way that upon folding, heating and sealing the body member inner layer of high density polyethylene and the unfoamed polyethylene inner layer of the bottom panel member are
10 in contact. Applicants have found that when fabricated under high cup-forming machine speeds leaking occurs at this juncture between inner layer of high density polyethylene of the body member, and the unfoamed polyethylene inner layer of the bottom panel member.

One object of the invention, therefore, was to develop a heat-insulating paper cup which does not leak when fabricated under high cup-forming machine speeds. While
15 numerous exotic solutions could be envisioned involving a redesign of the cup structure and/or cup-forming machines, it was a further object of the invention to develop such a cup which could be fabricated still using conventional and existing cup-forming machines. In this regard, it was also an object of the invention to address the leaking problem while maintaining as many of the conventional operating conditions and materials as possible
20 thereby avoiding extensive redesigns of existing mass production operations for commercial cups.

SUMMARY OF THE INVENTION

Applicants have surprisingly found improved seals for the bottoms of heat
insulating paper cups at the seam where the body member and bottom panel member are
25 joined during fabrication. These seals include a portion of the bottom panel member paper sheet laminated with low density polyethylene oriented in such a manner to contact the inner layer of the body member coated with a modified low density polyethylene. Upon

the application of heat and pressure during fabrication, the two different laminated low density polyethylenes interact to form an effective bonding layer at the interface between the two members.

Accordingly, the invention is directed to a heat insulating paper cup having an improved seal. In an additional embodiment, the cup includes a body member having an inside surface and an outside surface, and a bottom panel member having an upper surface and a bottom surface. The body member is coated (or in some instances partially coated) on its outside surface with a foamed low density polyethylene, and on its inside surface with an unfoamed modified low density polyethylene. The bottom panel member is coated on its upper surface with an unfoamed low density polyethylene or unfoamed modified low density polyethylene. The body member and bottom panel member are oriented and joined to form a heat seal at an interface between a portion of the unfoamed modified low density polyethylene coated on the inside surface of the body member and a portion of unfoamed low density polyethylene or unfoamed modified low density polyethylene coated on the upper surface of the bottom panel member. The modified low density polyethylene is a low density polyethylene modified in a manner effective to provide an improved seal between the bottom panel member and the body member of a cup when fabricated at a speed of at least 165 cups per minute for a 12 ounce cup by a HORAUF MODEL BMP-200 machine, made by Michael Horauf Maschinenfabrik GMBH AND Co KG, with temperature controls set at between about 350° to about 460°C and a bottom expansion pressure set at about 3000 kilopascals for two revolutions per cup.

An improved seal is a relative characteristic, and for purposes of this invention it is intended to be relative to seals in cups made in the same way except using an inside surface of the body member coated with 100% high density polyethylene. When mass producing cups according to the present invention an improved seal can be obtained using conventional cup-forming machines. When making 12 ounce cups using the HORAUF MODEL BMP-200 (with temperature controls set at between about 350° to about 460°C and a bottom expansion pressure set at about 3000 kilopascals for two revolutions per

cup), for example, sealing can be obtained at higher than normal fabrication speeds such as more than about 165 cups per minute, preferably even about 200 cups/minute or more, which is at least comparable to that obtained with 100% high density cups made at slower, more conventional speeds such as about 165 cups per minute or less. For 12 ounce cups according to the present invention fabricated using the HORAUF MODEL BMP-200 (with temperature controls set at between about 350° to about 460°C and a bottom expansion pressure set at about 3000 kilopascals for two revolutions per cup), at slower speeds such as about 165 cups per minute or less, there can be a reduction in the number of leaking cups.

The modified low density polyethylene may be a polyethylene blend containing low density polyethylene in an amount effective to provide an improved seal between the bottom panel member and the body member of a cup, and an amount of high density polyethylene or other polyethylene such that the modified low density polyethylene(s) will not foam under conditions of about 240°F to about 270°F and a residence time of about 1.5 to about 2.5 minutes, when the cup is subjected to the foaming operation in a forced hot-air oven.

BRIEF DESCRIPTION OF THE DRAWING

FIG.1 is a simplified cross-section of an example of a heat-insulating paper cup according to the invention.

FIG. 2 is an enlarged section of the seal region between the body member and bottom panel member of the cup of FIG. 1.

DETAILED DESCRIPTION OF THE PREFERRED EMBODIMENTS

The invention provides a heat-insulating paper cup fabricated from a body member of paper having an inside surface laminate of a polyethylene component effective to prevent penetration of liquid into the paper during use and an outside surface laminate of

heat insulating foamed low density polyethylene, said body member bonded to a bottom panel member having an upper surface and a bottom surface, wherein the joined portions of the said bottom panel member and body member form an improved seal in a cup when fabricated at a speed of at least 165 cups per minute for a 12 ounce cup by a HORAUF MODEL BMP-200 machine, made by Michael Horauf Maschinenfabrik GMBH AND Co KG, with temperature controls set at between about 350° to about 460°C and a bottom expansion pressure set at about 3000 kilopascals for two revolutions per cup.

As noted above, FIG.1 is a simplified cross-section of an example of a heat-insulating paper cup according to the invention. The cup generally indicated by 1 includes a body member 3 and a bottom panel member 6. The body member 3 comprises a paper sheet 2 laminated on one side with a heat-insulating layer 4 of low density polyethylene which entirely covers its outer surface. The inner surface of the body member is covered with an unfoamed film 5 of modified low density polyethylene. This inner lining 5 of body member 3 provides a seal to prevent the penetration of liquid contents into the paper during use, and, of equal importance, ensures that the water in the paper will not evaporate directly into the air atmosphere when the cup is heated during the foaming operation. If the inside of body member 3 has not been sealed by an inner laminate, water will evaporate through the inside of the cup upon heating, resulting in a foaming failure of the outer surface polyethylene film. It is the moisture inherently present in paper sheet 2 which serves as the foaming agent for the outer surface layer of polyethylene film.

The inner or upper surface of the bottom panel member 6 preferably will be also laminated with a low density polyethylene film 7, although it may also be laminated with a modified low density polyethylene film like the inner surface of the body member. This serves to prevent penetration of the liquid contents of the cup into the paper sheet 8 during use. Preferably, only the inside surface of the bottom panel member 6 is laminated, when it is not important to prevent evaporation of moisture from paper sheet 8 of the bottom panel member 6 during the foaming operation. In fact it is desirable to allow evaporation of moisture from paper sheet 8 when it is not desired to foam the inside of bottom panel

member 6. Just like the low density polyethylene film on the outer surface of body member 3, the low density film on the inside of bottom panel member 6 could foam if sufficient moisture was blocked by a backing layer on the outside of the bottom panel member 6.

5 As noted above, one object of the present invention was to provide a heat-insulating paper cup with improved sealing properties, which could nevertheless be prepared using mostly cost effective materials and machinery. In this regard, low density polyethylene is less expensive than high density polyethylene. Thus, using a modified low density polyethylene containing a predominate proportion of low density polyethylene
10 (rather than 100% high density polyethylene) on the inside surface of the body member is an attractive alternative from an economic standpoint.

 The heat-insulating cup can be fabricated by means of conventional cup-forming machines, such as the HORAUF MODEL BMP-200 machine, made by Michael Horauf Maschinenfabrik GMBH AND Co KG. First, the outer surface of a paper sheet for the
15 body member can be extrusion-laminated with a film of low density polyethylene. The inner surface of the paper sheet is laminated with a modified low density polyethylene. A paper sheet for making the bottom panel member is also laminated with a low density polyethylene (or a modified low density polyethylene), on one side. A blank is cut from each of the paper sheets. Using a conventional HORAUF cup-forming machine, the two
20 blanks are fabricated into a container, with the blank for the bottom panel member oriented in such a way that the film laminated side faces upward. The bottom panel member and body member are joined and heat sealed by applying heat and pressure to form the bottom ridge of the cup. Pressure is applied by an expansion roller on the inner bottom rim of the cup. It is preferred that the expansion roller be adjusted to make two revolutions per cup.
25 These cups can be fabricated on automated HORAUF machines at speeds of about 165 cups per minute or more, preferably at least about 180 cups per minute, and more preferably about 200 cups per minute or more, for 12 ounce cups.

A thus-fabricated cup is then subjected to a heat treatment in order to cause moisture in the paper to vaporize, soften the low density polyethylene, and foam the outer surface of the body member. The cups can be heat-treated by being conveyed through an oven. The conveyance of the cups through the oven can be performed by laying the cups en masse usually onto a metal conveyor belt, the cups being in an inverted state, i.e., supported on their rims. Pins can be used to hold the cups in place.

There are numerous modifications to the basic process which have been contemplated or used. For example, one or more bottom preheaters have been used, the cup bottom can be installed into the cup after the sidewall heat is applied and sealed by applying heat through the skirt of the bottomstock, and pins can be used during transport through the oven which hold the cup at the top of the curl of the cup. This latter modification is particularly advantageous because there is improved cup control during transfer from cup fabrication to the pins, and the occurrence of bottomstock polyethylene sticking which may result from excessive direct contact of the pins to the bottomstock is minimized.

The thicknesses of the films to be laminated on the body member and bottom panel members of cups according to the invention are not limited to any particular values. However, the thickness of the low density polyethylene on the outer surface of the body member should be of sufficient thickness to provide a desired thickness of heat insulating foam. Suitable thicknesses for such films can be from 25 to 60 μm . The thickness of the films to be laminated on the inner surfaces of the body member and the bottom panel member need only be so thick as to be sufficient to ensure resistance to liquid permeation during use. The inside laminate should be of sufficient weight (e.g., 10 lb/ream) to prevent staining through the cup sidewall.

The paper sheet used to prepare cups according to the invention can be those conventionally used to prepare cups of this type. They preferably have basis weights in the range of 100 g/m^2 to 400 g/m^2 . It is also preferable that the paper sheets have a water

content of from about 3% to about 10%.

The heating time and temperature for the foaming operation can also be those conventionally used. For example, the temperature can vary from about 240°F to about 270°F, and the heating time can vary from about 1.5 minutes to about 2.5 minutes.

5 Any conventional heating means such as hot air, electric heat or microwaves can be used. Heating by hot air or electric heat in a tunnel having transporting means such as a conveyor has the advantage of accomplishing mass production at low cost.

Coating and laminating as used herein have been and are used interchangeably. The low density polyethylenes used herein as coatings or laminates include those
10 polyethylenes that have highly branched and widely spaced chains. Such branched chain polyethylenes are typically characterized as having densities of about 0.910 to about 0.925 g/cm³, crystallinities of about 50-60%, and melting points (T_{peak}) in the range of about 100°C to about 110°C (about 212°F to about 230°F).

Low density polyethylenes can be prepared by conventional methods. For
15 example, such polyethylenes can be prepared by polymerization in a free-radical-initiated liquid phase reaction at about 1500 atm (22,000 psi) and about 375°F, with oxygen as a catalyst (usually from peroxides). Vapor phase techniques are also used by polyethylene manufacturers. These use pressures of only about 100 to about 300 psi at less than about 212°F.

20 A preferred low density polyethylene is PE 4517 sold by Chevron Chemical Company. PE 4517 is a low density polyethylene extrusion coating resin. It has a melt index of 5.0 gms/10 min. (ASTM test method D1238-62T), and a density of 0.923 g/cc (ASTM test method D1505-60T).

Modified low density polyethylenes include the aforementioned low density

polyethylenes blended with enough non-low density polyethylene, such as high density polyethylene, to prevent laminates of the modified low density polyethylenes from foaming when fabricated cups are subjected to the foaming operation. For example, enough high density polyethylene must be present such that a laminate of modified low density polyethylene on the inside surface of the body member of a fabricated cup will not foam under conditions of about 240°F to about 270°F and a residence time of about 1.5 to about 2.5 minutes, when the cup is subjected to the foaming operation in a forced hot-air oven. On the other hand, enough low density polyethylene must be present in the blend such that an effective seal is obtained between the body member and the bottom panel member. An effective seal is one which provides an improved seal between the bottom panel member and the body member of a cup when fabricated at a speed of at least 165 cups per minute for a 12 ounce cup by a HORAUF MODEL BMP-200 machine, made by Michael Horauf Maschinenfabrik GMBH AND Co KG, with temperature controls set at between about 350° to about 460°C and a bottom expansion pressure set at about 3000 kilopascals for two revolutions per cup.

Examples of blends suitable to meet the objectives of the invention include those containing approximately 90% low density polyethylene (10% high density polyethylene), and those containing 10 % low density polyethylene (90% high density polyethylene). Such blends have been found not to foam under conditions of about 240°F to about 270°F and a residence time of about 1.5 to about 2.5 minutes, when the cup is subjected to the foaming operation in a forced hot-air oven, yet can exhibit an improved seal in a 12 ounce cup fabricated at a speed of at least about 165 cups per minute by a HORAUF MODEL BMP-200 machine, made by Michael Horauf Maschinenfabrik GMBH AND Co KG, with temperature controls set at between about 350° to about 460°C and a bottom expansion pressure set at about 3000 kilopascals for two revolutions per cup.

The blends can also contain as little as about 2% to about 7% high density polyethylene, although about 10% high density polyethylene is preferred.

High density polyethylenes as used herein include those that have comparatively straight or linear chains which are closely aligned. The physical properties are much different from those of low density polyethylenes because of the increased density. Such linear polyethylenes are typically characterized as having densities in the range of about 0.941 to about 0.965 g/cm³, crystallinities typically characterized in the range of about 90%, and melting points (T_{peak}) in the range of about 128°C to about 135°C (about 236°F to about 275°F).

High density polyethylenes can be prepared by conventional methods such as polymerizing ethylene using Ziegler catalysts at from about 1 to about 100 atm (15 to 1500 psi) at from room temperature to about 200°F.

A preferred high density polyethylene is M3020P, formally "M2004-P", sold by Eastman Chemical Company. M3020P is a high density polyethylene which has a melt index of 9.5 gms/10 min. (ASTM test method D1238), and a density of .944 g/cc (ASTM test method D4883). M2004-P is a high density polyethylene which has a melt index of 8.4 gms/10 min. (ASTM test method D1238), and a density of .945 g/cc (ASTM test method D4883).

While not wishing to be bound by theory, we believe that foaming of the low density polyethylene occurs on the outer surface layer of the container because water, present in the paperboard, vaporizes at approximately the same temperature that low density polyethylene melts (e.g., approx. 105°C (221°F)). The molten low density polyethylene crystals then expand to form bubbles because of the water vapor pressure. High density polyethylene, on the other hand, has a much higher melting point (e.g., approx. 130°C (266°F)) and is not appreciably affected by water vapor at the temperature at which the water vaporizes (e.g., approx. 105°C (221°F)). In choosing a low density polyethylene and a paper sheet, knowing the moisture content of the paper sheet, as well as the heat energy required to melt a particular low density polyethylene, can be important.

A slightly more complex mechanism explains why foaming is not observed when the aforementioned blends of low density and high density polyethylene are used - even when only a relatively small amount of high density polyethylene is blended with the low density polyethylene (relative to the amount of low density polyethylene). We believe that bubble formation is suppressed for those blends because of what we call nucleating effects. During extrusion coating a molten extrudate that is a low density/high density blend, the high density polyethylene component will crystallize first, forming solid particles which act as nucleating sites for low density polyethylene crystals. Small low density polyethylene crystals are then formed by the high density polyethylene-induced nucleation process. When foaming in the oven the extruded low density/high density blend having these small low density polyethylene crystals tends not to foam when foaming the low density polyethylene on the outer surface layer of the container.

Thus, while we have exemplified above high density polyethylene as a non-low density polyethylene to be blended with the low density polyethylene, other modifiers also could be used to prepare the modified low density polyethylene. Other polymers, and even inorganic components, may be used to provide the nucleating effects described above in connection with high density polyethylene. However, polymers are preferred over inorganic components. Accordingly, depending on the low density polyethylene small crystal forming ability of a particular modifier, suitable formulations can be prepared.

Other polymers suitable to provide nucleating sites for low density polyethylene crystals should have higher melting points than the low density polyethylene which is used such that they will crystallize at higher temperatures. Suitable other polymers can be selected, for example, from the group including polypropylenes, poly(ethylene terephthalates), polyesters, polystyrenes, polyolefin clarifying agents, particularly including sorbitol derivatives such as those described in U.S. Patent Nos. 5,470,898, 4,371,645 and 4,419,473, the contents of which are hereby incorporated by reference, and polyamides such as nylons. See also U.S. Patent Nos. 5,216,051, 4,845,137, 5,049,605 and 4,016,118, the contents of which are hereby incorporated by reference.

Inorganic components suitable to provide nucleating sites for low density polyethylene crystals can be selected, for example, from the group including talcs, calcium carbonates, titanium dioxides, silicas, diatomaceous earth, kaolin and micas.

The invention will be described further by way of the following examples. It should be understood, however that the invention is not limited to the specific details set forth in the examples.

EXAMPLE 1

Sidewalls for heat insulating paper cups were fabricated with their inside surfaces coated with Chevron PE 4517 low density polyethylene blended with varying amounts of Eastman M2004-P high density polyethylene. For purposes of comparison, one sample was prepared using an inside coating of 100% Eastman M2004-P high density polyethylene, and one sample was prepared using an inside coating of 100% Chevron PE 4517 low density polyethylene. The melting point for the polyethylene components present in each inside surface coating was determined using differential scanning calorimetry (DSC).

Each sidewall sample was heat treated for about 1.5 minutes using a conventional production oven at 270°F (132°C). The samples were then examined to determine whether foaming occurred on the inside surface of the sidewall.

SAMPLE	MELTING POINT (°C)	SURFACE FOAMING?
100% HDPE	131	NO
60/40% LDPE/HDPE	107/125	NO
70/30% LDPE/HDPE	107/124	NO
80/20% LDPE/HDPE	107/125	NO
90/10% LDPE/HDPE	107/123	NO
100% LDPE	110	YES

EXAMPLE 2

The heat sealabilities were evaluated for 1 inch wide polyethylene coated paper board samples prepared according to Example 1. For each test, the coated side of a sidewall sample was placed in contact with a control bottomstock coated with Chevron 4517 low density polyethylene, and a seal was effected using a Sentinel Heat Sealer Model No. 12ASL (serial no. 12-1120) available from Packaging Industries, Inc. of Hyannis, Massachusetts. One inch sealing bars covered with Teflon tape were used to effect the seals at a temperature of 300°F (149°C) for the top and bottom bars; a jaw pressure of 40 psi; and a dwell time of 0.6 second.

The strengths of the heat sealed samples were then tested using an Model 4202 Instron Tensile Tester available from Instron Corp. of Canton, Massachusetts. Each sealed sample was peeled apart at a 180° angle at a crosshead speed of 1 inch per minute. The peeled samples were then inspected to determine whether the joint failed to exceed the strength of the board (no fiber tear) or exceeded the strength of the board (fiber tear). A fiber tear was indicated by visible paperboard fibers on both peeled surfaces, and was indicative of an improved bond. This heat seal test is representative of effective substantially leak-free cup seals.

SAMPLE	FIBER TEAR BOND?
100% HDPE	NO
60/40% LDPE/HDPE	YES
70/30% LDPE/HDPE	YES
80/20% LDPE/HDPE	YES
90/10% LDPE/HDPE	YES
100% LDPE	YES

5

10

15

20

Although the invention has been described above in terms of preferred embodiments, it is to be understood that variations and modifications may be resorted to as will be apparent to those skilled in the art. Such variations and modifications are to be considered within the purview and scope of the claims appended hereto. For example, the specification refers to improved seals which can be obtained according to the invention using materials effective to obtain such seals. Whether an improved seal exists or can be obtained can be determined by fabricating a twelve ounce cup using a HORAUF MODEL BMP-200 machine, with temperature controls set at between about 350° to about 460°C and a bottom expansion pressure set at about 3000 kilopascals for two revolutions per cup. This does not mean that the invention is limited to only twelve ounce cups or to cups made by the recited machine using the recited fabrication conditions. Furthermore, the invention is intended to cover all paperboard containers having at least one foamed polyethylene surface (or a portion of the surface is foamed), whether or not they are “cups”. Of course the containers or cups may also contain more than one foamed surface as well. Other possible modifications could include the use of hybrid polyethylenes such as the so-called “medium density” polyethylenes (0.926 to 0.940 g/cm³ and T_{peak} of about 115°C) and “linear low density” polyethylenes (T_{peak} of about 121 to 126°C).

WHAT IS CLAIMED IS:

1. A heat-insulating paper container fabricated from a body member of paper having an inside surface laminate of a polyethylene component effective to prevent penetration of liquid into the paper during use and an outside surface laminate of foamed low density polyethylene, said body member bonded to a bottom panel member having an upper surface and a bottom surface, wherein the inside surface laminate is selected from a material effective to form an improved seal between the bottom panel member and the body member of a twelve ounce cup fabricated at a speed of about 165 cups/minute by a HORAUF MODEL BMP-200 machine with temperature controls set at between about 350° to about 460°C and a bottom expansion pressure set at about 3000 kilopascals for two revolutions per cup.

2. A heat-insulating paper container according to claim 1, wherein the inside surface laminate is selected from a material that will not foam under conditions of about 240°F to about 270°F and a residence time of about 1.5 to about 2.5 minutes.

3. A heat-insulating paper container comprising a body member having an inside surface and an outside surface, and a bottom panel member having an upper surface and a bottom surface, said body member coated on its outside surface with a foamed low density polyethylene, and on its inside surface with an unfoamed modified low density polyethylene, and said bottom panel member coated on at least its upper surface with a low density polyethylene or modified low density polyethylene, wherein said body member and bottom panel member are oriented and joined to form a heat seal at an interface between a portion of the unfoamed modified low density polyethylene coated on the inside surface of the body member and a portion of the low density polyethylene or the modified low density polyethylene coated on the upper surface of the bottom panel member, and wherein the modified low density polyethylene is selected from materials effective to provide an improved seal between the bottom panel member and the body member of a twelve ounce cup fabricated at a speed of 165 cups/minute by a HORAUF

MODEL BMP-200 machine with temperature controls set at between about 350° to about 460°C and a bottom expansion pressure set at about 3000 kilopascals for two revolutions per cup.

5 4. A heat-insulating container according to claim 3, wherein the modified low density polyethylene is a polyethylene blend containing low density polyethylene in an amount effective to provide an improved seal between the bottom panel member and the body member of a twelve ounce cup fabricated at a speed of 165 cups/minute by a HORAUF MODEL BMP-200 machine with temperature controls set at between about 350° to about 460°C and a bottom expansion pressure set at about 3000 kilopascals for 10 two revolutions per cup, and an amount of high density polyethylene such that the modified low density polyethylene(s) will not foam under conditions of about 240°F to about 270°F and a residence time of about 1.5 to about 2.5 minutes, when subjected to a foaming operation in a forced hot-air oven.

15 5. A heat-insulating container according to claim 3, wherein the modified low density polyethylene contains a low density polyethylene in an amount effective to provide an improved seal between the bottom panel member and the body member of a twelve ounce cup fabricated at a speed of 165 cups/minute by a HORAUF MODEL BMP-200 machine with temperature controls set at between about 350° to about 460°C and a bottom expansion pressure set at about 3000 kilopascals for two revolutions per cup, and 20 an amount of other polymer or inorganic component such that the modified low density polyethylene(s) will not foam under conditions of about 240°F to about 270°F and a residence time of about 1.5 to about 2.5 minutes, when subjected to a foaming operation in a forced hot-air oven.

25 6. A heat-insulating container according to claim 5, wherein the modified low density polyethylene is a blend containing low density polyethylene and another polymer.

7. A heat-insulating container according to claim 6, wherein the modified low

density polyethylene is a blend containing low density polyethylene and another polymer selected from the group of polypropylenes, poly(ethylene terephthalates), polyesters, polystyrenes, and nylons.

5 8. A heat-insulating container according to claim 5, wherein the modified low density polyethylene contains a low density polyethylene and an inorganic component.

9. A heat-insulating container according to claim 8, wherein the modified low density polyethylene contains a low density polyethylene and an inorganic component selected from the group of talcs, calcium carbonates, titanium dioxides, and micas.

10 10. A heat insulating container according to claim 4, wherein said container is a cup.

11. A heat-insulating container according to claim 4, wherein the modified low density polyethylene comprises at least about 10 to about 98% low density polyethylene and about 2 to about 90% high density polyethylene.

15 12. A heat-insulating container according to claim 11, wherein the modified low density polyethylene comprises at least about 60 to about 90% low density polyethylene and about 10 to about 40% high density polyethylene.

13. A heat-insulating container according to claim 11, wherein the modified low density polyethylene comprises at least about 80 to about 90% low density polyethylene.

20 14. A heat-insulating container according to claim 11, wherein the modified low density polyethylene comprises at least about 90% low density polyethylene and about 10% high density polyethylene.

15. A heat-insulating container according to claim 11, wherein said bottom panel member is coated on at least its upper surface with an unfoamed low density polyethylene or an unfoamed modified low density polyethylene.

5 16. A heat-insulating container according to claim 15, wherein said bottom panel member is coated on at least its upper surface with an unfoamed low density polyethylene.

17. A heat insulating container according to claim 1, wherein said container is a cup.

10 18. A heat-insulating container according to claim 3, wherein the modified low density polyethylene is a polyethylene blend containing polyethylene materials selected to and blended in an amount effective to provide an improved seal between the bottom panel member and the body member of a twelve ounce cup fabricated at a speed of 200 cups/minute or more by a HORAUF MODEL BMP-200 machine with temperature controls set at between about 350° to about 460°C and a bottom expansion pressure set at
15 about 3000 kilopascals for two revolutions per cup.

19. A heat-insulating paper container according to claim 18, wherein the modified low density polyethylene is a blend that will not foam under conditions of about 240°F to about 270°F and a residence time of about 1.5 to about 2.5 minutes.

20. A heat insulating container according to claim 19, wherein said container is
20 a cup.

21. A method for fabricating a heat insulating paper container from a paper-based body member with an inside surface and an outside surface, and a paper-based bottom panel member with an upper surface and a bottom surface, said method comprising:

applying to the inside surface of said body member an inside surface laminate of a polyethylene component effective to prevent penetration of liquid into the paper during use, and applying to said outside surface an outside surface laminate of foamable low density polyethylene, wherein the inside surface laminate is selected from a material effective to form an improved seal between the bottom panel member and the body member of a twelve ounce cup fabricated at a speed of about 165 cups/minute by a HORAUF MODEL BMP-200 machine with temperature controls set at between about 350° to about 460°C and a bottom expansion pressure set at about 3000 kilopascals for two revolutions per cup; and

fabricating said container so that said body member is bonded to said bottom panel member, and said outside surface laminate of low density polyethylene is foamed.

22. A method for fabricating a heat-insulating paper container according to claim 21, wherein the inside surface laminate is selected from a material that will not foam under conditions of about 240°F to about 270°F and a residence time of about 1.5 to about 2.5 minutes.

23. A method for fabricating a heat insulating paper container from a paper-based body member with an inside surface and an outside surface, and a paper-based bottom panel member with an upper surface and a bottom surface, said method comprising:

applying to the inside surface of said body member an inside surface laminate of a modified low density polyethylene which is not foamable under fabrication conditions, applying to said outside surface of said body member an outside surface laminate of low density polyethylene which is foamable under fabrication conditions, and applying to the upper surface of said bottom panel member a low density polyethylene or modified low density polyethylene; and

orienting and joining said bottom member and said body panel member to form a heat seal at an interface between a portion of the unfoamed modified low density polyethylene coated on the inside surface of the body member and a portion of the low

density polyethylene or the modified low density polyethylene coated on the upper surface of the bottom panel member,

wherein the modified low density polyethylene is selected from materials effective to provide an improved seal between the bottom panel member and the body member of a
5 twelve ounce cup fabricated at a speed of 165 cups/minute by a HORAUF MODEL BMP-200 machine with temperature controls set at between about 350° to about 460°C and a bottom expansion pressure set at about 3000 kilopascals for two revolutions per cup.

24. A method for fabricating a heat-insulating paper container according to claim 23, wherein the modified low density polyethylene is a polyethylene blend
10 containing low density polyethylene in an amount effective to provide an improved seal between the bottom panel member and the body member of a twelve ounce cup fabricated at a speed of 165 cups/minute by a HORAUF MODEL BMP-200 machine with temperature controls set at between about 350° to about 460°C and a bottom expansion pressure set at about 3000 kilopascals for two revolutions per cup, and an amount of high
15 density polyethylene such that the modified low density polyethylene(s) will not foam under conditions of about 240°F to about 270°F and a residence time of about 1.5 to about 2.5 minutes, when subjected to a foaming operation in a forced hot-air oven.

25. A method for fabricating a heat-insulating paper container according to A heat-insulating container according to claim 23, wherein the modified low density
20 polyethylene is contains a low density polyethylene in an amount effective to provide an improved seal between the bottom panel member and the body member of a twelve ounce cup fabricated at a speed of 165 cups/minute by a HORAUF MODEL BMP-200 machine with temperature controls set at between about 350° to about 460°C and a bottom expansion pressure set at about 3000 kilopascals for two revolutions per cup, and an
25 amount of other polymer or inorganic component such that the modified low density polyethylene(s) will not foam under conditions of about 240°F to about 270°F and a residence time of about 1.5 to about 2.5 minutes, when subjected to a foaming operation in a forced hot-air oven.

26. A method for fabricating a heat-insulating paper container according to claim 25, wherein the modified low density polyethylene is a blend containing low density polyethylene and an other polymer.

5 27. A method for fabricating a heat-insulating paper container according to claim 26, wherein the modified low density polyethylene is a blend containing low density polyethylene and an other polymer selected from the group of polypropylenes, poly(ethylene terephthalates), polyesters, polystyrenes, and nylons.

10 28. A method for fabricating a heat-insulating paper container according to claim 25, wherein the modified low density polyethylene contains a low density polyethylene and an inorganic component.

29. A method for fabricating a heat-insulating paper container according to claim 28, wherein the modified low density polyethylene contains a low density polyethylene and an inorganic component selected from the group of talcs, calcium carbonates, titanium dioxides, and micas.

15 30. A method for fabricating a heat-insulating paper container according to claim 24, comprising fabricating a heat-insulating paper cup.

31. A method for fabricating a heat-insulating paper container according to claim 24, wherein the modified low density polyethylene comprises at least about 10 to about 98% low density polyethylene and about 2 to about 90% high density polyethylene.

20 32. A method for fabricating a heat-insulating paper container according to claim 31, wherein the modified low density polyethylene comprises at least about 60 to about 90% low density polyethylene and about 10 to about 40% high density polyethylene.

33. A method for fabricating a heat-insulating paper container according to claim 31, wherein the modified low density polyethylene comprises at least about 80 to about 90% low density polyethylene.

5 34. A method for fabricating a heat-insulating paper container according to claim 31, wherein the modified low density polyethylene comprises at least about 90% low density polyethylene and about 10% high density polyethylene.

35. A method for fabricating a heat-insulating paper container according to claim 31, wherein said bottom panel member is coated on at least its upper surface with an unfoamed low density polyethylene or an unfoamed modified low density polyethylene.

10 36. A method for fabricating a heat-insulating paper container according to claim 35, wherein said bottom panel member is coated on at least its upper surface with an unfoamed low density polyethylene.

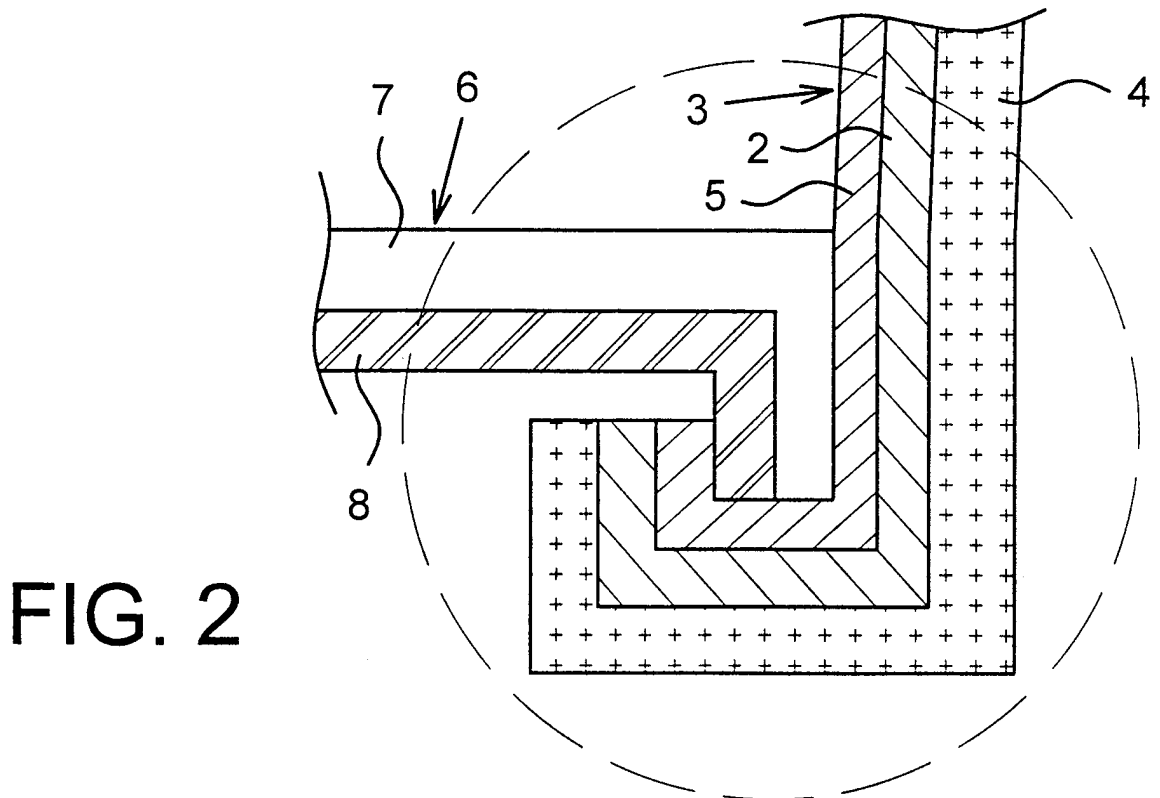
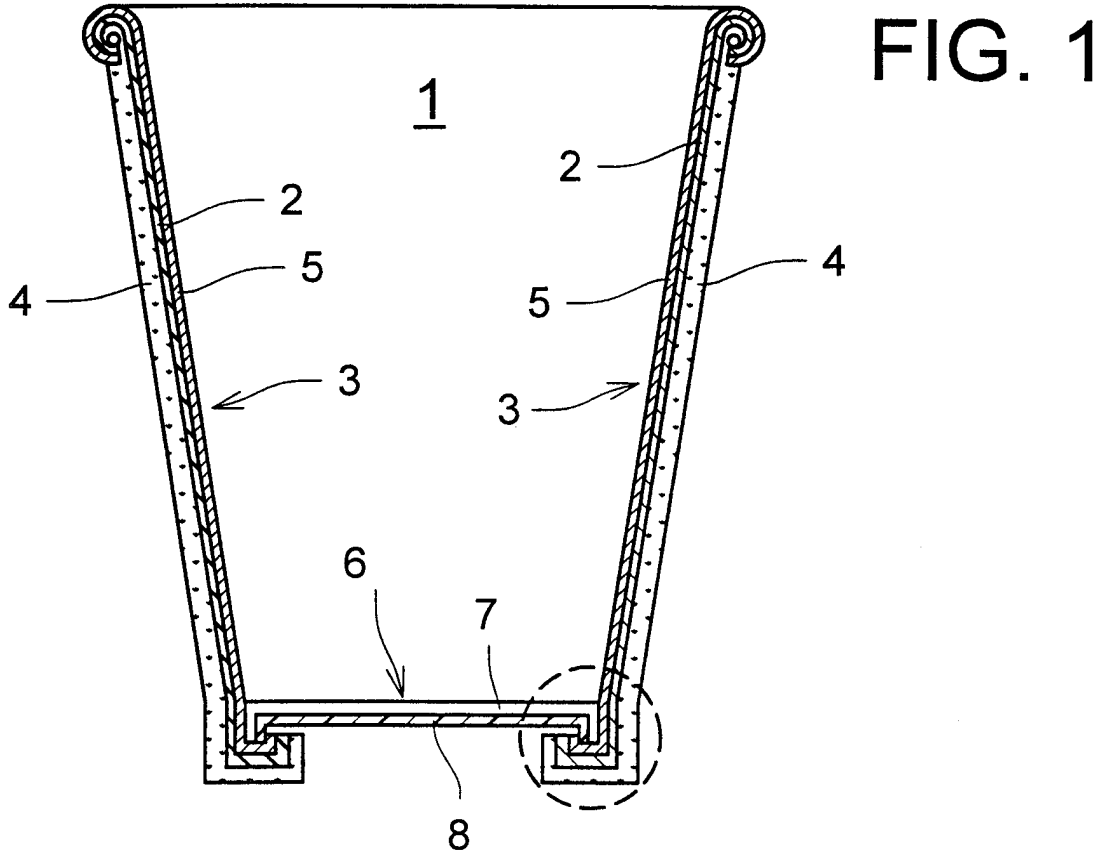
37. A method for fabricating a heat-insulating paper container according to claim 21, comprising fabricating a heat-insulating paper cup.

15 38. A method for fabricating a heat-insulating paper container according to claim 23, wherein the modified low density polyethylene is a polyethylene blend containing polyethylene materials selected to and blended in an amount effective to provide an improved seal between the bottom panel member and the body member of a twelve ounce cup fabricated at a speed of 200 cups/minute or more by a HORAUF
20 MODEL BMP-200 machine with temperature controls set at between about 350° to about 460°C and a bottom expansion pressure set at about 3000 kilopascals for two revolutions per cup.

39. A method for fabricating a heat-insulating paper container according to claim 38, wherein the modified low density polyethylene is a blend that will not foam


under conditions of about 240°F to about 270°F and a residence time of about 1.5 to about 2.5 minutes.

40. A method for fabricating a heat-insulating paper container according to claim 39, comprising fabricating a heat-insulating paper cup.



INTERNATIONAL SEARCH REPORT

International application No.
PCT/US98/10931

A. CLASSIFICATION OF SUBJECT MATTER IPC(6) :B27N 22/00; B29D 22/00, 9/00, 67/00; B65D 3/00; B31B 1/60, 7/00 US CL :Please See Extra Sheet. According to International Patent Classification (IPC) or to both national classification and IPC		
B. FIELDS SEARCHED Minimum documentation searched (classification system followed by classification symbols) U.S. : Please See Extra Sheet. Documentation searched other than minimum documentation to the extent that such documents are included in the fields searched Electronic data base consulted during the international search (name of data base and, where practicable, search terms used) Please See Extra Sheet.		
C. DOCUMENTS CONSIDERED TO BE RELEVANT		
Category*	Citation of document, with indication, where appropriate, of the relevant passages	Relevant to claim No.
A	US 4,036,675 A (AMBERG et al) 19 July 1977, whole document.	1-15
Y,P	US 5,725,916 A (ISHI et al) 10 March 1998, whole document.	1-30
Y	US 5,490,631 A (IIOKA et al) 13 February 1996, whole document.	1-30
A,E	US 5,766,709 A (GEDDES et al) 16 June 1998, whole document.	1-15
Y	JP 406234170 A (IKETANI et al) 23 August 1994, abstract.	4-9 and 21-24
<input type="checkbox"/> Further documents are listed in the continuation of Box C. <input type="checkbox"/> See patent family annex.		
* Special categories of cited documents: "A" document defining the general state of the art which is not considered to be of particular relevance "B" earlier document published on or after the international filing date "L" document which may throw doubts on priority claim(s) or which is cited to establish the publication date of another citation or other special reason (as specified) "O" document referring to an oral disclosure, use, exhibition or other means "P" document published prior to the international filing date but later than the priority date claimed		"T" later document published after the international filing date or priority date and not in conflict with the application but cited to understand the principle or theory underlying the invention "X" document of particular relevance; the claimed invention cannot be considered novel or cannot be considered to involve an inventive step when the document is taken alone "Y" document of particular relevance; the claimed invention cannot be considered to involve an inventive step when the document is combined with one or more other such documents, such combination being obvious to a person skilled in the art "&" document member of the same patent family
Date of the actual completion of the international search 08 SEPTEMBER 1998		Date of mailing of the international search report 08 OCT 1998
Name and mailing address of the ISA/US Commissioner of Patents and Trademarks Box PCT Washington, D.C. 20231 Facsimile No. (703) 305-3230		Authorized officer  JENNIFER M. HAYES Telephone No. (703) 308-9545

INTERNATIONAL SEARCH REPORT

International application No.
PCT/US98/10931

A. CLASSIFICATION OF SUBJECT MATTER:

US CL :

428/34.2, 34.3, 36.5; 264/53, 45.6; 229/400, 403; 493/84, 93, 95, 96, 99

B. FIELDS SEARCHED

Minimum documentation searched

Classification System: U.S.

428/34.2, 34.3, 36.5, 159, 511, 537.5; 264/51, 53, 45.6; 229/400, 403; 493/84, 93, 95, 96, 99; 156/78, 79; 206/524.3, 524.6; 220/417, 454, 457

B. FIELDS SEARCHED

Electronic data bases consulted (Name of data base and where practicable terms used):

APS

search terms: paper container, vessel, cup, low density polyethylene, high density polyethylene, ldpe, hdpe, foam, and heat insulated