

(No Model.)

A. J. STAFFORD.  
SUSPENDER ATTACHMENT.

No. 428,820.

Patented May 27, 1890.

Fig. 1

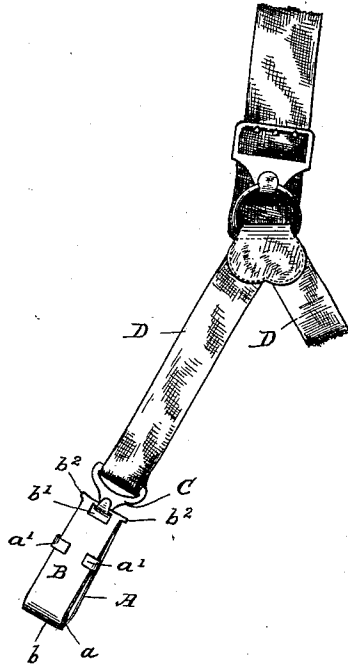


Fig. 2

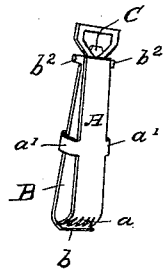
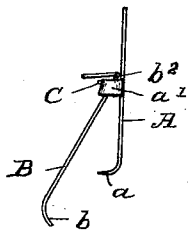


Fig. 3



Witnesses  
H. R. Howe  
C. O. Foss

Inventor  
Asa J. Stafford  
By his Attorney J. B. Thurston

# UNITED STATES PATENT OFFICE.

ASA J. STAFFORD, OF CONCORD, NEW HAMPSHIRE.

## SUSPENDER ATTACHMENT.

SPECIFICATION forming part of Letters Patent No. 428,820, dated May 27, 1890.

Application filed August 5, 1889. Serial No. 319,792. (No model.)

*To all whom it may concern:*

Be it known that I, ASA J. STAFFORD, a citizen of the United States, residing at Concord, in the county of Merrimac and State of New Hampshire, have invented certain new and useful Improvements in Suspender Attachments, of which the following is a specification.

This invention relates to substitute devices for ordinary pantaloon-buttons and suspender-loops, and pertains more especially to suspenders, the object of the invention being to provide suspenders with suitable gripping devices capable of grasping the waistband of pantaloons, and thus sustain them upon the wearer in their proper position without the necessity of buttons.

The invention will be fully set forth in the following specification and claim, and clearly illustrated in the accompanying drawings, forming an inseparable part thereof, of which—

Figure 1 illustrates the front end of a suspender to which my improved fastenings are applied. Fig. 2 is a detached perspective view of one of my improved fastenings. Fig. 3 shows the device as when opened ready to receive the waistband of pantaloons or other article to be clamped therein.

Similar reference - letters designate like parts.

A may be called the "stationary" member of the clamp, and B the "movable" member, the former having teeth *a* at its lower end, which are preferably bent, as shown, and being also provided with an arm *a'* at each side and opposite one to the other. The said arms are bent over, as shown in the drawings, so

as to carry between them and the said part A the movable member B, having its lower end bent, as seen at *b*, and perforated at *b'*, for the reception of a suitable hook C, which is properly secured to the end strap of a suspender D.

When not under strain, the part B may be moved up or down within the bent arms *a'* of the piece A, the projections *b<sup>2</sup>* forming stops, which, by contact with the said arms *a<sup>2</sup>*, prevent the two parts A B from becoming separated. In use, however, there is a constant upward strain upon the part B, its hooked portion *b* thereby forcing the cloth more firmly upon the teeth *a* of the part A. The said parts A B may be left continually clamped upon the waistband of the pantaloons, if desired, and the suspenders may be removed by releasing the hook C from the perforation *b'* of the part B.

Having described my improvements, what I claim as new, and desire to secure by Letters Patent, is—

A garment supporter or clasp consisting of a piece A, having its lower end bent and teeth formed therein for hooking into a garment, and provided with bent projections at opposite sides, and the sliding piece B, for attachment to a suspender or suitable support fitting within the bent projections of the said part A, and having its lower end bent, all substantially as and for the purpose set forth.

In testimony whereof I affix my signature in presence of two witnesses.

ASA J. STAFFORD.

Witnesses:

J. B. THURSTON,  
FRED N. LADD.