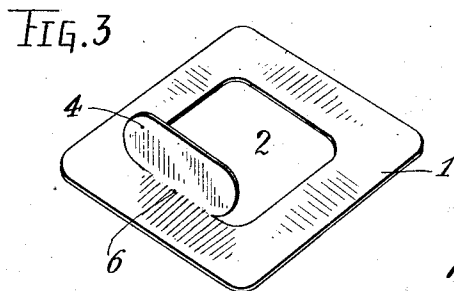
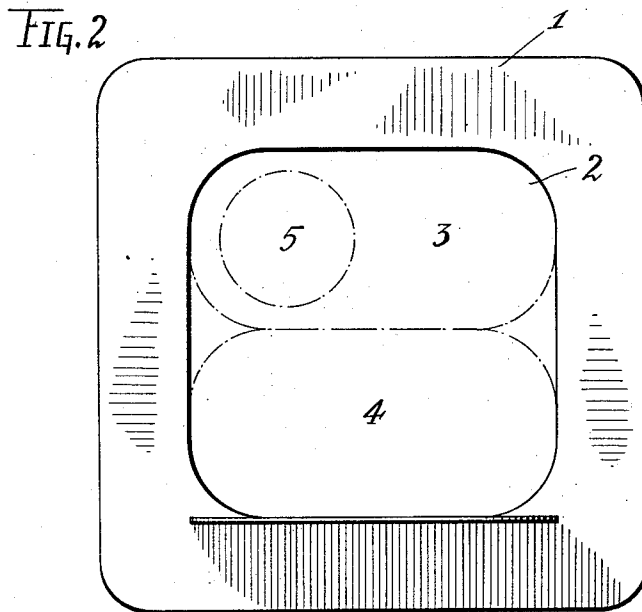
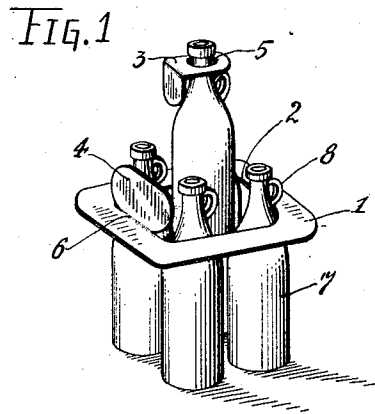


March 29, 1932.

J. B. VANDERBILT  
BOTTLE AND JUG HOLDER  
Filed March 23, 1931

1,851,606



INVENTOR.  
JOSEPH BELCHER VANDERBILT  
BY  
Mason Fennick & Lawrence  
ATTORNEYS.

## UNITED STATES PATENT OFFICE

JOSEPH BELCHER VANDERBILT, OF GLEN HEAD, NEW YORK, ASSIGNOR TO PENICK & FORD LTD., INCORPORATED, OF NEW YORK, N. Y., A CORPORATION OF DELAWARE

## BOTTLE AND JUG HOLDER

Application filed March 23, 1931. Serial No. 524,749.

This invention relates to improvements in bottle holders and has more particular relation to bottle holders for display or advertising purposes.

5 One of the several objects of the invention is to provide a bottle holder which will support a number of bottles or jugs in upright position against any accidental displacement or tipping them over.

10 Another object of the invention is to support a number of bottles on a counter or show case in upright position and to brace them against any accidental tipping or removal.

15 A further object of the invention is to make the extended base of a number of bottles or jugs effective to prevent tipping by linking all of the bottles together.

20 The invention also has other objects, all of which will be hereinafter more particularly set forth and claimed.

In the accompanying drawings forming part of this specification,

25 Fig. 1 represents a perspective view of the device as embodying my invention applied to a number of bottles to link them together.

Fig. 2 represents a top plan view of the blank for the holder after it is formed, and

30 Fig. 3 represents a perspective view of the blank or holder embodying my invention.

Heretofore in order to display bottles or jugs having narrow bases, it has been the practice to set them on these narrow bases upon the counters or show cases, at the risk of having these bottles or jugs accidentally knocked over or removed.

35 With the present device, however, any number of bottles or containers having narrow bases are grouped and linked by the present holder into a single unit, so that all of the elements of the bottles become a supporting base and provide a group setting that is very difficult to tip over, and in which the different bottles or receptacles are retained against removal.

40 The holder as shown in Figs. 2 and 3 comprises a blank, 1, of cardboard or other light material stamped into an approximate rectangle with rounded corners and having an internal opening 2 formed by stamping, by

suitable dies a bottle label 3, and an advertising label, tab or marker 4. The label 3 is entirely stamped out and is also formed near one end with a circular opening 5 arranged to be slipped over the neck of a bottle as shown in Fig. 1. The label or tab 4 is cut free of the blank on all sides except that towards the front as at 6. At this point the material is left unbroken and is simply scored so that the tab may be turned up into the position shown in Fig. 3, when the collar or holder is placed about a group of bottles 7.

When in position the tab 4 is bent up at right angles so as to assume a vertical position as shown in Fig. 1. This tag or tab is printed with any suitable advertising or price mark, and, of course, extends vertically in front of the group of bottles.

The marking label 3 is slipped over the neck of a fifth bottle which is placed in the well formed by the necks of the remaining four bottles as shown in Fig. 1.

The handles 8 of the bottles or jugs are preferably adjusted to extend over the holder 1 after it is placed about the bottles and this prevents the holder from being forced upward or lifted.

A grouping of bottles as above described and illustrated, forms a firm unit which it is almost impossible to accidentally tip over when exposed on a show case or counter, and at the same time leaves the bottles fully exposed for close inspection and presents them specially to the attention of the customer.

45 I prefer to form the holder for grouping four bottles or jugs, but it will be understood that the holder may be arranged for any desired number so that the supporting base of a plurality of bottles or jugs is effective to prevent tipping, and so that no one bottle or jug can be tipped without all the other jugs or bottles of the group being similarly affected.

Heretofore if the store-keeper wished to display bottles or jugs on the counter where they might be handled by the customer, it was necessary for him to place them loose so that each bottle or jug was only supported or balanced by its own base and might very easily be knocked over or picked up and removed.

With the present invention, however, not

only are the bottles supported on an extended and firm base, but they are so arranged that it is very difficult to pick them up or remove them, and at the same time they are exposed  
5 for thorough inspection.

It, of course, will be understood, that the size of the central opening in the holder 1, is such that when the desired number of bottles are grouped together side by side, only  
10 the necks and handles of the bottles may protrude upward through the holder and this holder will rest firmly upon the bulging bodies of the bottles below the necks.

Having thus described my invention, what  
15 I claim is new and desire to secure by Letters Patent is:

1. A bottle holder comprising a holder proper having a single central opening for receiving the necks only of a plurality of  
20 contacting bottles placed side by side and an advertising tab forming part of the material stamped from the centre to form the central opening.

2. A bottle holder comprising a collar for receiving the necks only of a plurality of bottles placed side by side and having a label or tab formed from the same material as the collar and hinged thereto at one end.

3. A bottle holder comprising a collar of  
30 light material having a rectangular opening arranged to receive the necks only of a plurality of bottles and to rest upon the bodies of the bottles, and a label or tab stamped from the material forming the portion displaced to form the collar and integral with  
35 the collar at one edge.

4. A bottle holder comprising a paper blank stamped centrally to form an opening for receiving the necks only of a plurality  
40 of bottles so that the holder rests upon the bodies of the bottles and also stamped to form a label or tab from the central material, the tab being cut free on all sides except one to form an integral tab and scored along this  
45 juncture line to form a hinge.

In testimony whereof I affix my signature.  
JOSEPH BELCHER VANDERBILT.

50

55

60

65