



US 20050200076A1

(19) **United States**

(12) **Patent Application Publication**  
**Wu**

(10) **Pub. No.: US 2005/0200076 A1**

(43) **Pub. Date: Sep. 15, 2005**

(54) **PUZZLE**

**Publication Classification**

(76) **Inventor: Yung Hsiang Wu, Sanchong City (TW)**

(51) **Int. Cl.<sup>7</sup> ..... A63F 9/10**

(52) **U.S. Cl. .... 273/157 R**

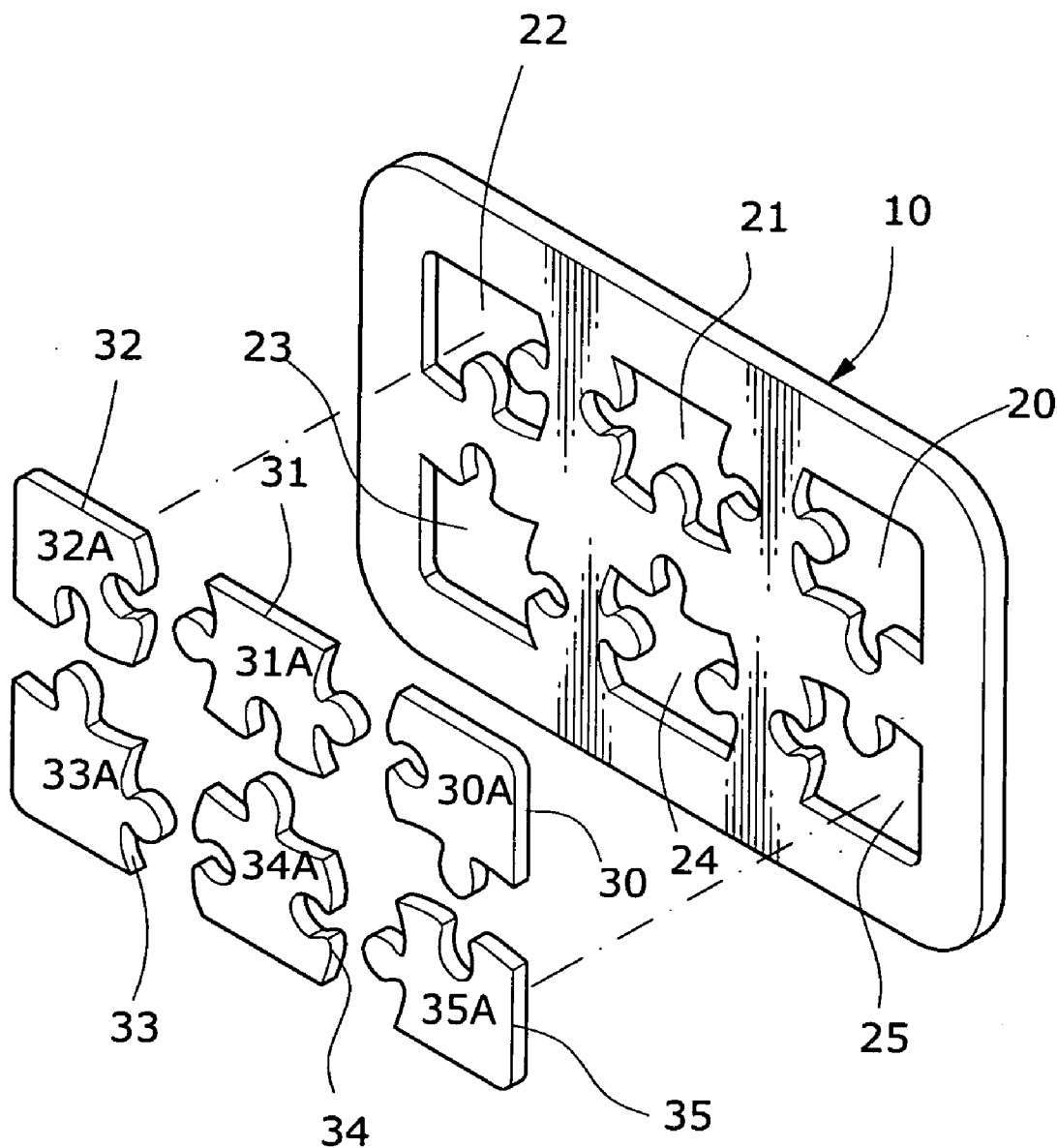
Correspondence Address:  
**RABIN & BERDO, P.C.**  
**Suite 500**  
**1101 14 Street, N.W.**  
**Washington, DC 20005 (US)**

(57) **ABSTRACT**

A puzzle includes a base board on which set a number of cutouts, and the same number of puzzle pieces with shapes corresponding to the cutouts and images on both sides. With images on both sides of the puzzle pieces, the present invention provides two different jigsaw puzzles for assembly.

(21) **Appl. No.: 10/797,021**

(22) **Filed: Mar. 11, 2004**



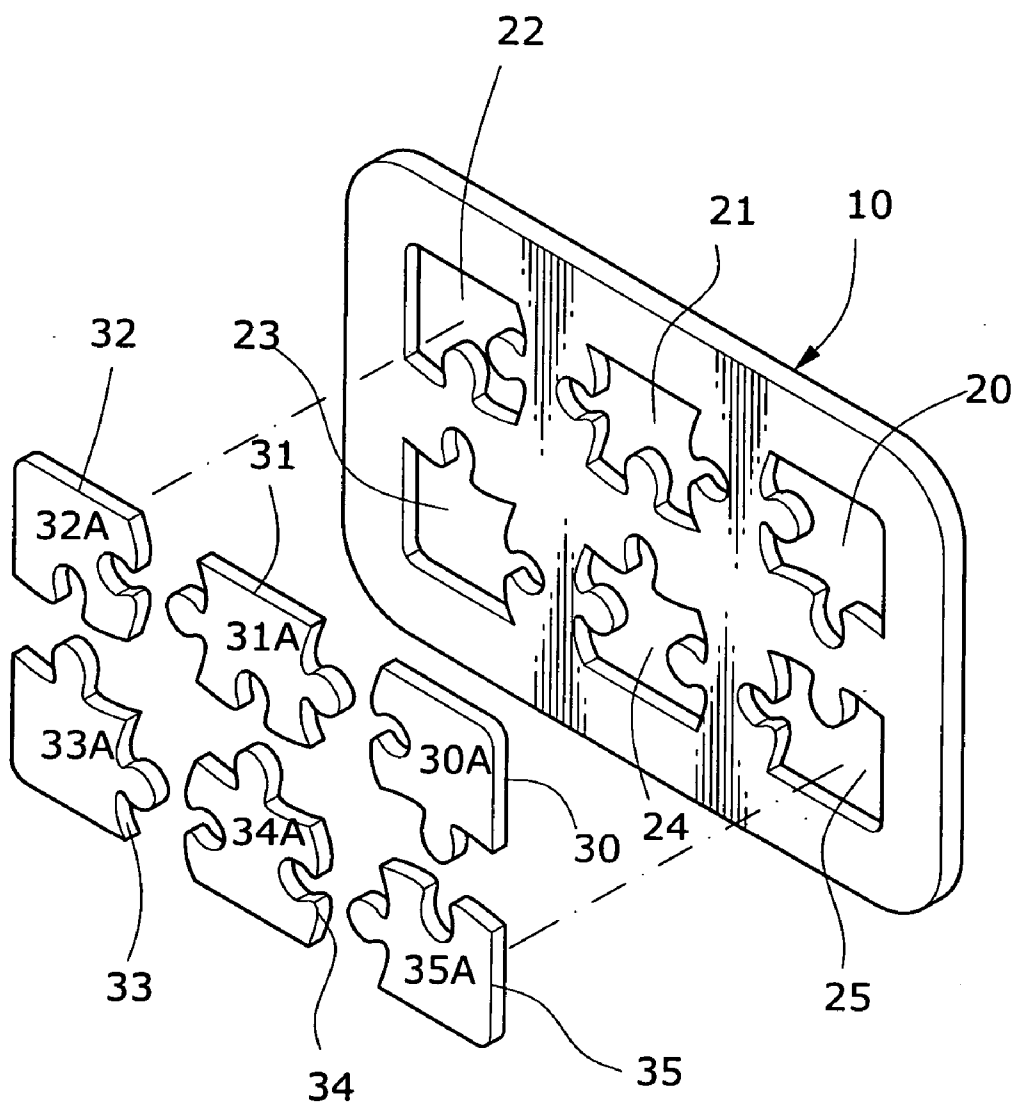


Fig. 1

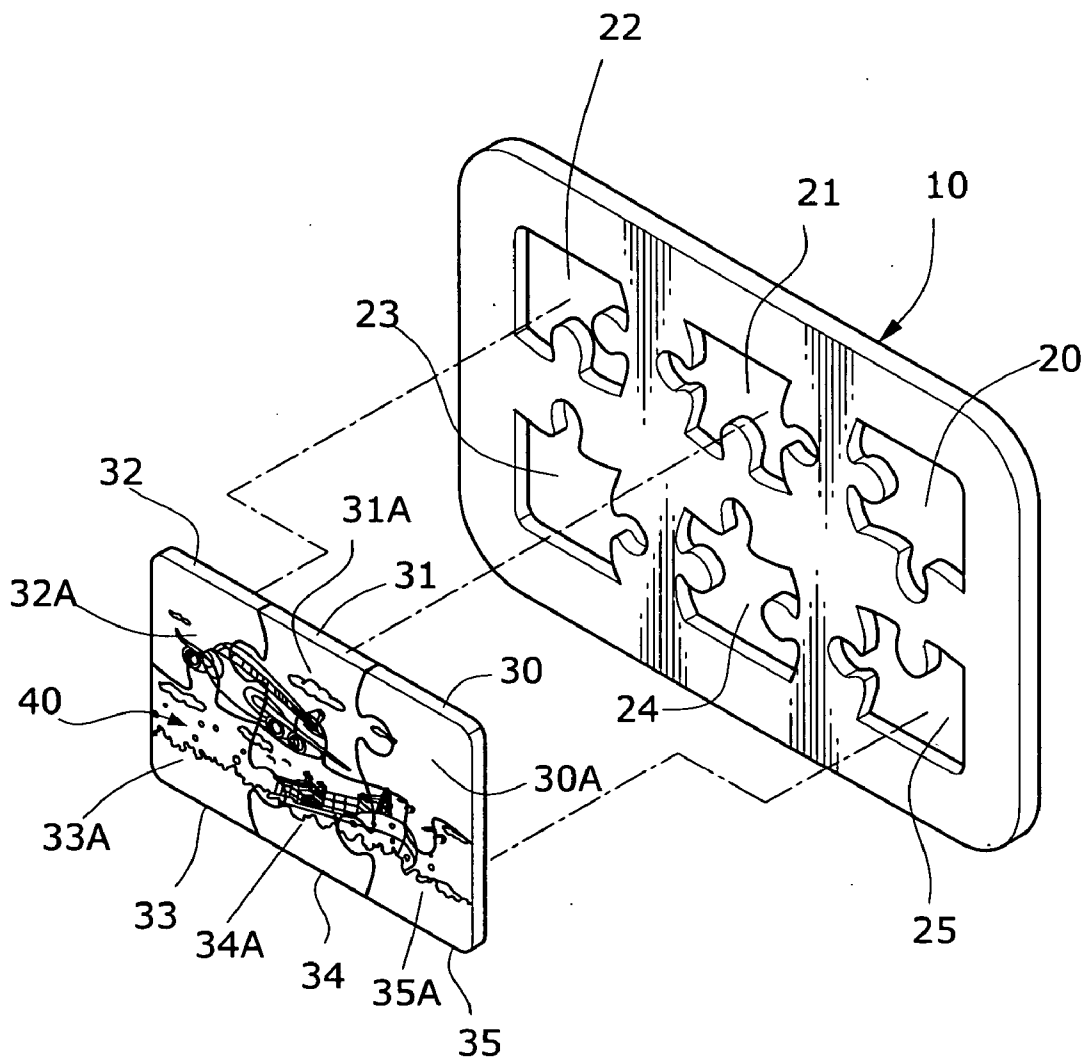
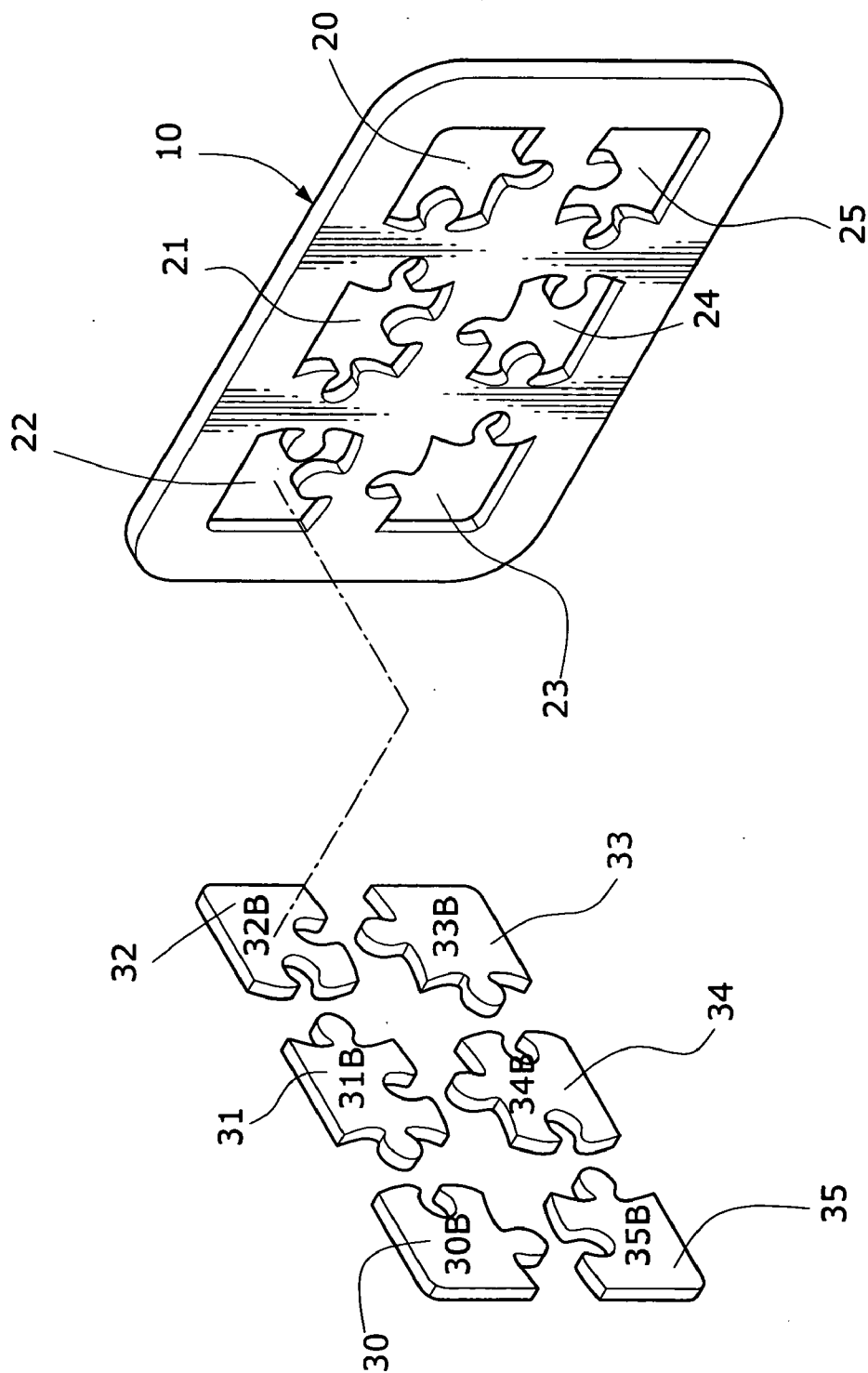


Fig.2



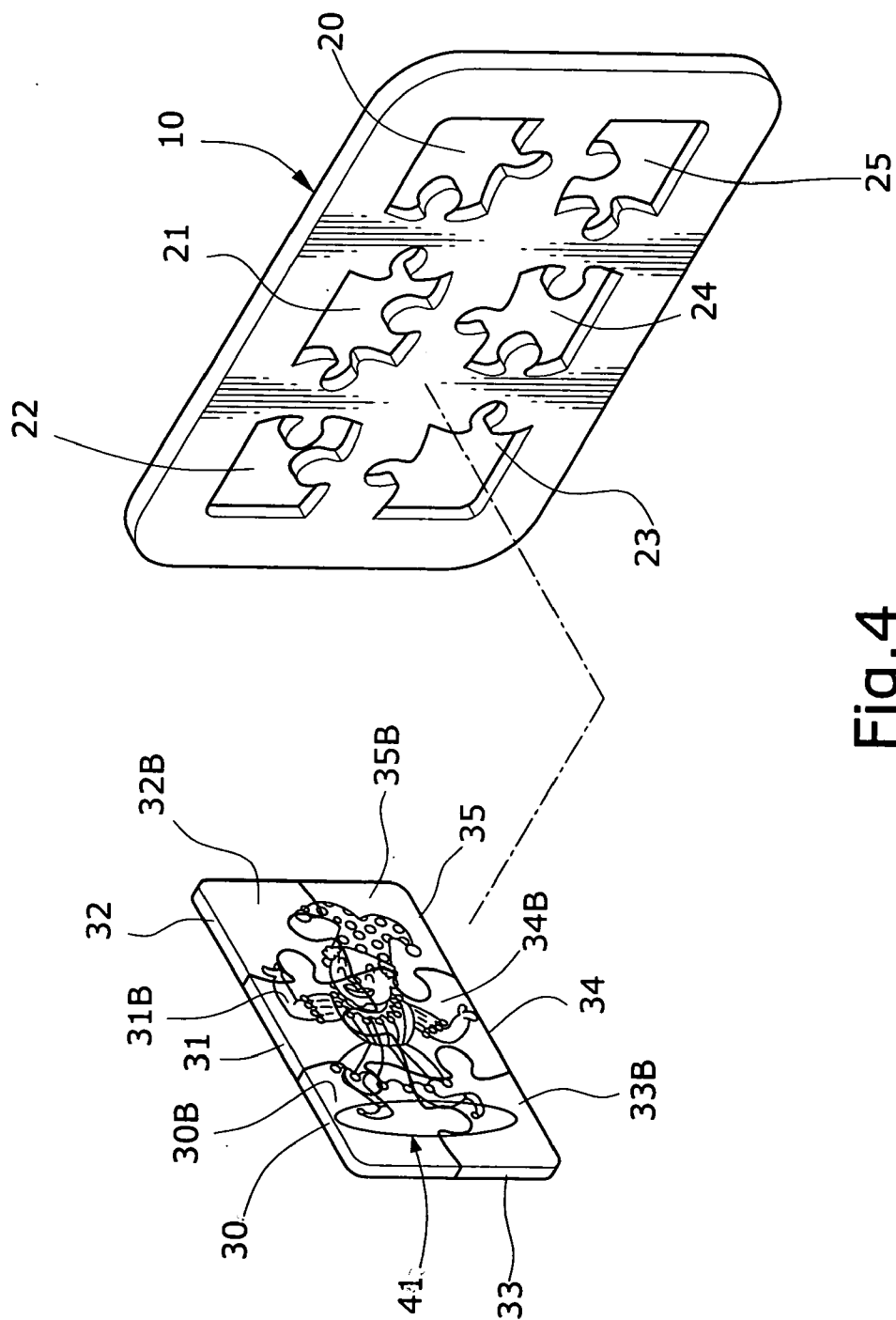


Fig.4

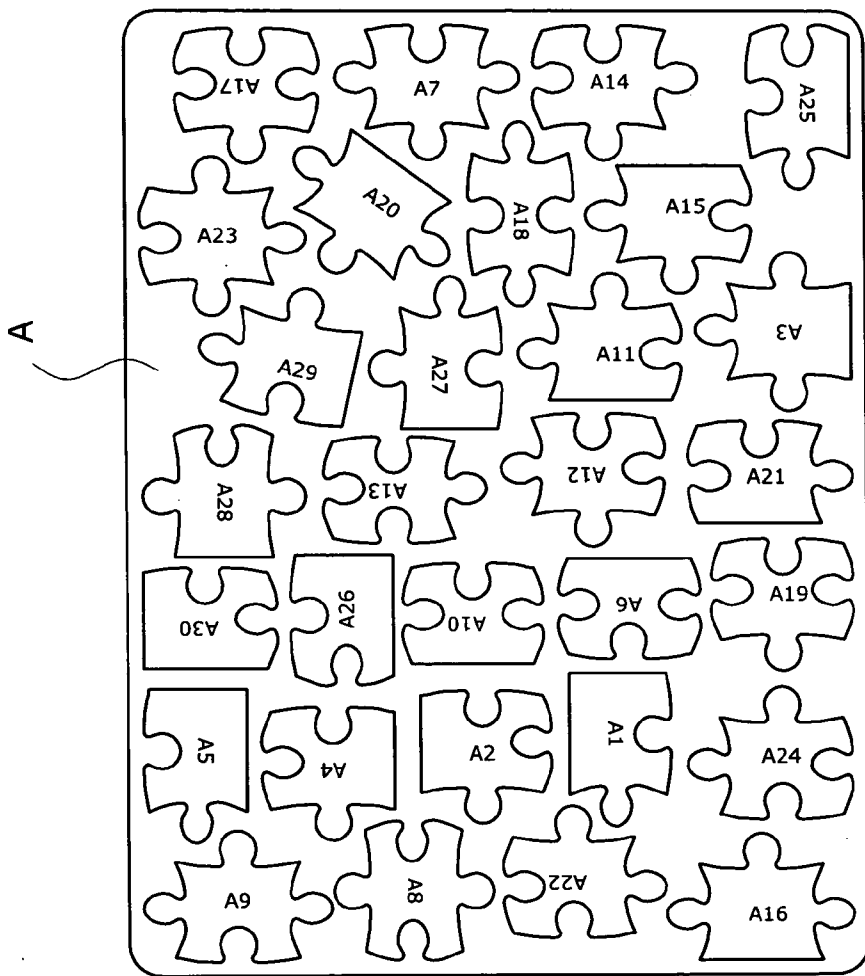


Fig. 5A




Fig. 5B

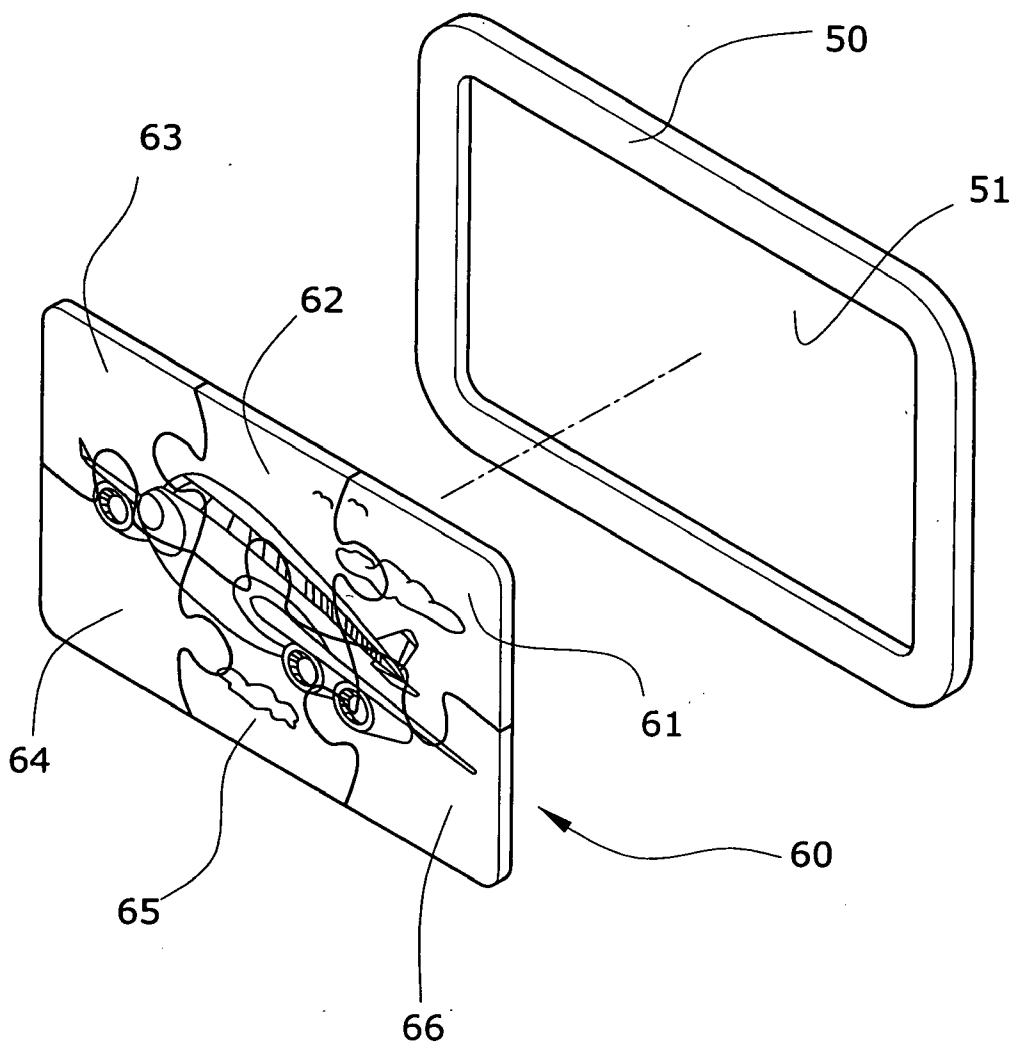


Fig.6 (Prior Art)

## PUZZLE

### BACKGROUND OF THE INVENTION

#### [0001] I. Field of the Invention

[0002] The present invention relates generally to a puzzle and, more specifically, to an advanced design of jigsaw puzzle. By providing puzzles have images on both sides, the present invention saves materials and at the same time gives doubled entertainment. The present invention is made from sustainable materials, durable for frequent uses.

#### [0003] II. Description of the Prior Art

[0004] It is known to construct jigsaw puzzles for children as educational toys. Puzzles of such construction can be made simple for younger children, and more complicate puzzles are made for older children. To fit puzzle pieces in the correct pattern, users may have to rotate each piece in some degree, which enhances children's capacity for visual discrimination, spatial concepts as well as eye-hand coordination. Further, since a puzzle game always involves separating and assembling puzzle pieces, experts on child development suggest that puzzles are excellent tools for enhancing capacity for frustration tolerance. Puzzles are also beneficial for adults to enhance patience, concentration and sense of achievement.

[0005] The heretofore known puzzle, as shown in **FIG. 6**, comprises a frame (50), with an image board (60) cut out from the tray (51) of the frame (50). The image board (60) has image (70) on one side and is cut into puzzle pieces (61)(62)(63)(64)(65)(66). The puzzle pieces (61)(62)(63)(64)(65)(66) can be fitted into the tray (51) according to shapes and images, to complete the puzzle assembly.

[0006] The heretofore known puzzle has the following disadvantages:

[0007] 1. Users are no longer interested in the same puzzle while they are acquaint with the image pattern. The heretofore known puzzle pieces have image printed only on one side so that they can only be used to assemble one image pattern.

[0008] 2. For the heretofore known puzzle, the whole image board simply fits the tray of the frame so that it is less challenging for users to assemble the puzzle pieces around the edges.

[0009] 3. The heretofore known puzzle is mostly made from cardboard, which wears out quickly at edges.

[0010] The inventor improves the heretofore known construction of puzzle by providing a puzzle base board on which there are several cutouts with shapes corresponding to the puzzle pieces. The puzzle pieces can be snapped out from the cutouts of the base board for assembling an image pattern. The puzzle pieces have images on both sides, and either side of the puzzle pieces can be used to assemble an image pattern.

### SUMMARY OF THE INVENTION

[0011] It is therefore a primary object of the invention to provide a base board with cutouts to accommodate puzzle pieces. The puzzle pieces have images on both sides so that

users can choose either side to assemble an image pattern. This special design saves material and provides doubled entertainment.

### BRIEF DESCRIPTION OF THE DRAWINGS

[0012] An embodiment of the invention will now be described by way of example only, with reference to the accompanying drawing, in which:

[0013] **FIG. 1** is an explosive view of the front side of the present invention;

[0014] **FIG. 2** is a schematic drawing of the front side of the present invention being assembled;

[0015] **FIG. 3** is an explosive view of the rear side of the present invention;

[0016] **FIG. 4** is a schematic drawing of the rear side of the present invention being assembled;

[0017] **FIGS. 5A and 5B** are schematic drawings of the present invention showing a base board on which puzzle pieces are randomly positioned;

[0018] **FIG. 6** is an explosive view of a prior art.

### DESCRIPTION OF THE PREFERRED EMBODIMENT

[0019] Referring to **FIG. 1**, the present invention provides a puzzle comprising a base board (10) that has a number of cutouts (20)(21)(22)(23)(24)(25). The same number of puzzle pieces (30)(31)(32)(33)(34)(35) can be snapped apart from the cutouts (20)(21)(22)(23)(24)(25) and be fitted together in the correct pattern, as shown in **FIG. 2**. The front side (30A)(31A)(32A)(33A)(34A)(35A) of the puzzle pieces (30)(31)(32)(33)(34)(35) shows an image pattern (40).

[0020] Further, referring to **FIG. 3** and **FIG. 4**, the back side (30B)(31B)(32B)(33B)(34B)(35B) of the puzzle pieces (30)(31)(32)(33)(34)(35) shows another image pattern (41). With an image on the front side (30A)(31A)(32A)(33A)(34A)(35A) and another image on the back side (30B)(31B)(32B)(33B)(34B)(35B), the present invention provides two different puzzles for users to work on.

[0021] Referring to **FIG. 1**, **FIG. 2**, **FIG. 3** and **FIG. 4**, the base board (10) and the puzzle pieces (30)(31)(32)(33)(34)(35) of the present invention are all made from thin plastic. As the puzzle pieces (30)(31)(32)(33)(34)(35) are frequently assembled to an image pattern or fitted into the cutouts (20)(21)(22)(23)(24)(25) of the base board (10) for storage, the puzzle pieces are durable and the structure is sustainable.

[0022] In addition, the cutouts (20)(21)(22)(23)(24)(25) of the base board (10) can be positioned in the order as the assembly of puzzle pieces (30)(31)(32)(33)(34)(35) is completed. As shown in **FIG. 1** and **FIG. 3**, the puzzle pieces (30)(31)(32)(33)(34)(35) can be easily put back to the cutouts. (20)(21)(22)(23)(24)(25).

[0023] The cutouts (20)(21)(22)(23)(24)(25) of the base board (10) can otherwise be positioned randomly, rotated in various degrees, and the number of the cutouts (20)(21)(22)(23)(24)(25) can also be added. As can be seen

in FIGS. 5A and 5B, a large-size base board (A) has 30 cutouts (A1-A30) to accommodate 30 puzzle pieces (B1-B30) with corresponding shapes.

[0024] Although the 30 puzzle pieces (B1-B30) can be assembled to a complete image pattern, as shown at the left on FIGS. 5A and 5B, the cutouts (A1-A30) on the base board (A) can be positioned randomly. In this way, putting the 30 puzzle pieces (B1-B30) back to the cutouts (A1-A30) is another puzzle game. Similarly, the 30 puzzle pieces (B1-B30) have image on both sides for assembly of two different image patterns.

[0025] The present invention has the following advantages:

[0026] 1. The puzzle pieces of the present invention have images on both sides so that users can choose one of two different images to assemble with the same set of puzzle. This special design saves material and provides doubled entertainment.

[0027] 2. The cutouts of the base board for the present invention can be positioned identical to the completed image pattern of the puzzle pieces. As an alternative, the cutouts can be randomly positioned and rotated in different degrees so that it is more challenging for users to fit the puzzle pieces back into the cutouts. With this random design, it is also a challenge to assemble the puzzle pieces since users are not able to get clues from the cutouts.

[0028] 3. The base board and the puzzle pieces are made from thin plastic. As puzzle pieces are frequently assembled to an image pattern or fitted into the cutouts of the base board for storage, the puzzle pieces can be fairly durable and the structure is sustainable.

[0029] While only one embodiment of the present invention has been shown and described, it will be understood that various modifications and changes could be made thereunto without departing from the spirit and scope of the invention disclosed.

What is claimed is:

- 1. A puzzle comprising
  - a base board having a plurality of cutouts;
  - a plurality of puzzle pieces with shapes corresponding to the cutouts and different images on both sides thereof.
- 2. The puzzle claimed in claim 1, wherein the cutouts of the base board are positioned in the order as that of the assembly of puzzle pieces.
- 3. The puzzle claimed in claim 1, wherein the cutouts of the base board are positioned randomly and are rotated in various degrees.
- 4. The puzzle claimed in claim 1, wherein the base board and the puzzle pieces of the present invention are all made from thin plastic.

\* \* \* \* \*