



US00D530624S

(12) **United States Design Patent**
Cummings et al.

(10) **Patent No.:** **US D530,624 S**

(45) **Date of Patent:** **** Oct. 24, 2006**

(54) **DISPENSER**

(75) Inventors: **Bruce Cummings**, New York, NY
(US); **Nicholas Noe**, New York, NY
(US)

(73) Assignee: **Colgate-Palmolive Company**, New
York, NY (US)

(**) Term: **14 Years**

(21) Appl. No.: **29/237,545**

(22) Filed: **Sep. 1, 2005**

(51) **LOC (8) Cl.** **09-01**

(52) **U.S. Cl.** **D9/729**

(58) **Field of Classification Search** D9/723,
D9/726-729, 529, 573, 414, 424; D19/66;
D23/366; D28/4, 7, 9, 44, 44.1, 73, 76; 206/407,
206/438, 527, 823; 221/208, 209, 288-290;
222/173, 465.1, 544, 548

See application file for complete search history.

(56) **References Cited**

U.S. PATENT DOCUMENTS

D292,069 S	*	9/1987	Keeler et al.	D9/729
D337,052 S	*	7/1993	Anderson	D9/424
D340,644 S	*	10/1993	Hirst	D9/424
D352,458 S	*	11/1994	Gray	D9/729
D354,434 S	*	1/1995	Nilssen	D9/729
D367,608 S		3/1996	Stranders		
D373,536 S		9/1996	Kokenge et al.		

D438,459 S		3/2001	Holthaus		
D447,695 S		9/2001	Lloyd		
D455,647 S	*	4/2002	Cummings	D9/729
D474,399 S		5/2003	Cummings		
D478,809 S	*	8/2003	Cummings	D9/729
D482,618 S		11/2003	Cummings		
D482,619 S		11/2003	Cummings		
D484,806 S		1/2004	Cummings		
D485,495 S	*	1/2004	Cummings	D9/529
D498,670 S		11/2004	Cummings et al.		
D517,426 S	*	3/2006	Shurtleff et al.	D9/729

* cited by examiner

Primary Examiner—Nanda Bondade

Assistant Examiner—Shanda C. Hill

(74) *Attorney, Agent, or Firm*—Ellen K. Park

(57) **CLAIM**

The ornamental design for a dispenser, as shown and described.

DESCRIPTION

FIG. 1 is a perspective view of a dispenser showing our new design;

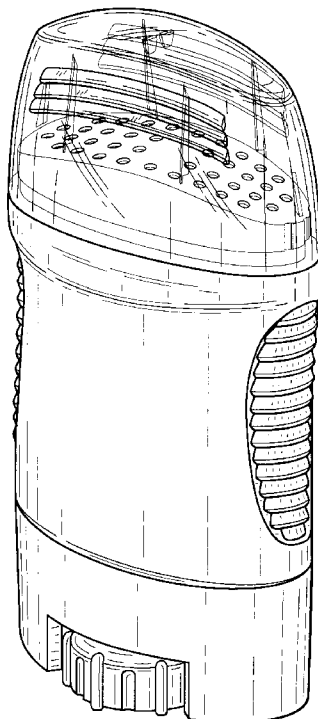
FIG. 2 is a front elevational view, the rear elevational view being a mirror image thereof;

FIG. 3 is a right side elevational view, the left side elevational view being a mirror image thereof;

FIG. 4 is a top plan view thereof; and,

FIG. 5 is a bottom plan view thereof.

1 Claim, 4 Drawing Sheets



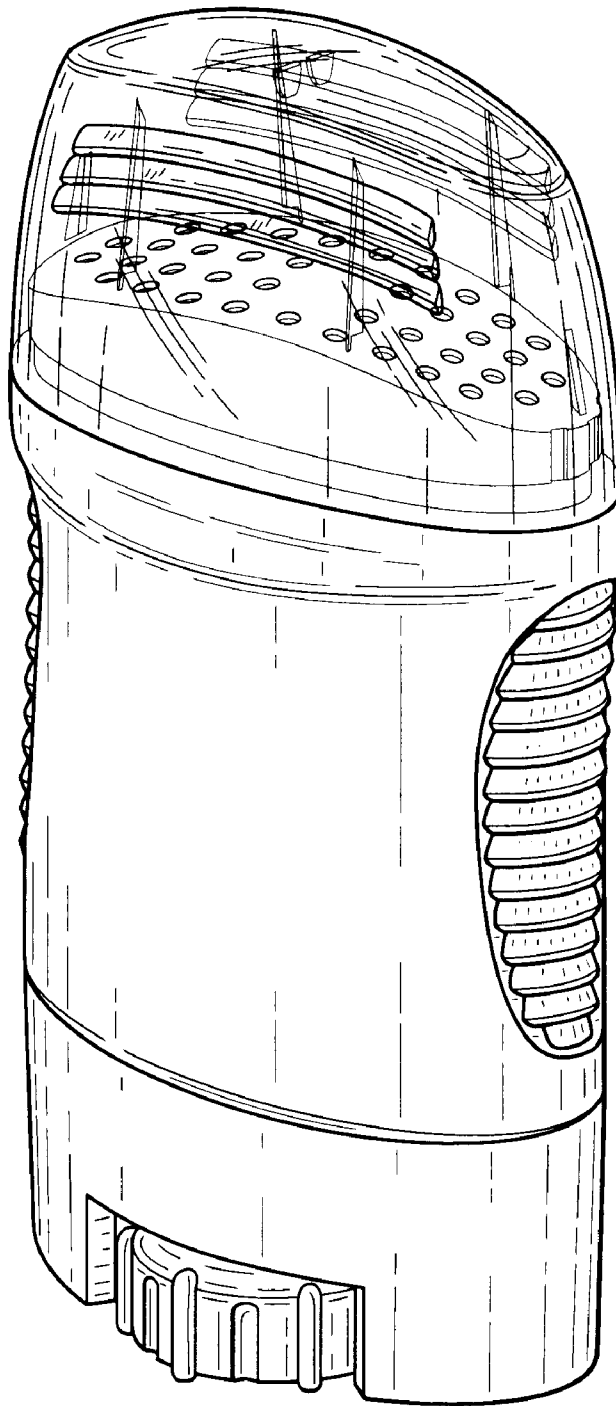


FIG. 1




FIG. 2

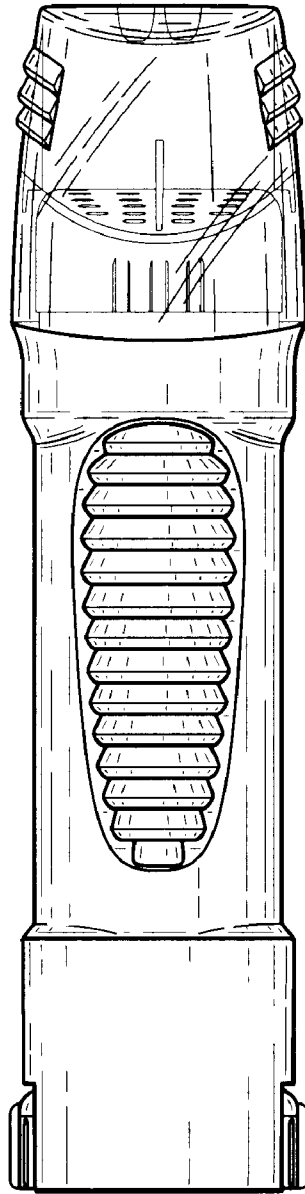


FIG. 3

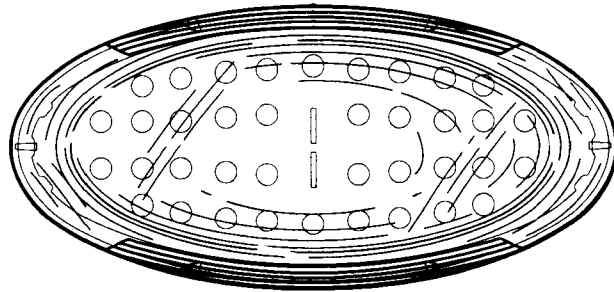


FIG. 4

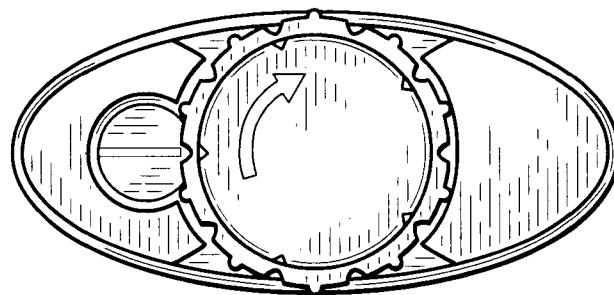


FIG. 5

UNITED STATES PATENT AND TRADEMARK OFFICE
CERTIFICATE OF CORRECTION

PATENT NO. : Des. 530,624 S
APPLICATION NO. : 29/237545
DATED : October 24, 2006
INVENTOR(S) : Cummings et al.

Page 1 of 6

It is certified that error appears in the above-identified patent and that said Letters Patent is hereby corrected as shown below:

The title page showing the illustrative figure should be deleted and substitute with the attached title page.

The drawing sheet, consisting of Fig. 1 – 5, should be deleted and replaced with drawing sheet, consisting of Fig. 1 – 5, as shown on the attached page.

Signed and Sealed this

Twenty-fifth Day of December, 2007

A handwritten signature in black ink that reads "Jon W. Dudas". The signature is written in a cursive style with a large, looped initial "J".

JON W. DUDAS
Director of the United States Patent and Trademark Office

(12) **United States Design Patent**
Cummings et al.

(10) Patent No.: **US D530,624 S**
 (45) Date of Patent: **** Oct. 24, 2006**

(54) **DISPENSER**
 (75) Inventors: **Bruce Cummings, New York, NY (US); Nicholas Nee, New York, NY (US)**
 (73) Assignee: **Colgate-Palmolive Company, New York, NY (US)**
 (**) Term: **14 Years**

D438,459 S	3/2001	Holtzhaus	
D447,695 S	9/2001	Lloyd	
D455,647 S *	4/2002	Cummings	D9/729
D474,399 S	5/2003	Cummings	
D478,809 S *	8/2003	Cummings	D9/729
D482,618 S	11/2003	Cummings	
D482,619 S	11/2003	Cummings	
D494,806 S	1/2004	Cummings	
D485,495 S *	1/2004	Cummings	D9/529
D498,670 S	11/2004	Cummings et al.	
D517,426 S *	3/2006	Shurloff et al.	D9/729

(21) Appl. No.: **29/237,545**
 (22) Filed: **Sep. 1, 2005**

* cited by examiner

(51) **LOC (8) Cl.** **09-01**
 (52) **U.S. Cl.** **D9/729**
 (58) **Field of Classification Search** **D9/723, D9/726-729, 529, 573, 414, 424; D19/66; D23/366; D28/A, 7, 9, 44, 44.1, 73, 76; 286/407, 206/438, 527, 623; 221/208, 209, 288-290; 222/173, 465.1, 544, 548**
 See application file for complete search history.

Primary Examiner---Nanda Bondade
Assistant Examiner---Shanda C. Hill
 (74) *Attorney, Agent, or Firm*---Eileen K. Park

(37) **CLAIM**

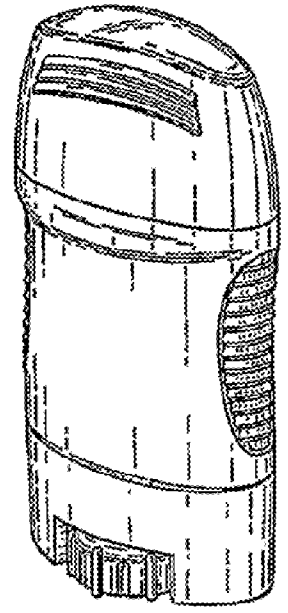
The ornamental design for a dispenser, as shown and described.

DESCRIPTION

FIG. 1 is a perspective view of a dispenser showing our new design;
 FIG. 2 is a front elevational view, the rear elevational view being a mirror image thereof;
 FIG. 3 is a right side elevational view, the left side elevational view being a mirror image thereof;
 FIG. 4 is a top plan view thereof; and,
 FIG. 5 is a bottom plan view thereof.

(56) **References Cited**
U.S. PATENT DOCUMENTS
 D292,069 S * 9/1987 Keeler et al. D9/729
 D337,052 S * 7/1993 Anderson D9/424
 D340,644 S * 10/1993 Hirst D9/424
 D352,458 S * 11/1994 Gray D9/729
 D354,434 S * 1/1995 Nilsson D9/729
 D367,638 S 3/1996 Stranders
 D373,536 S 9/1996 Kokubo et al.

1 Claim, 4 Drawing Sheets



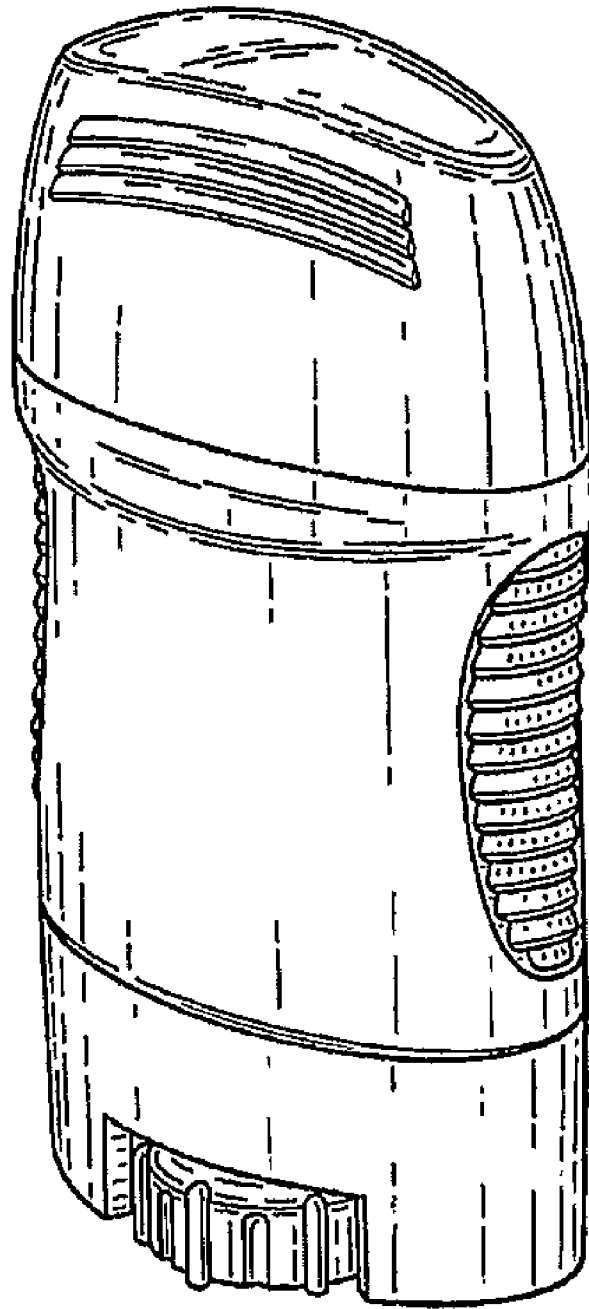


FIG. 1

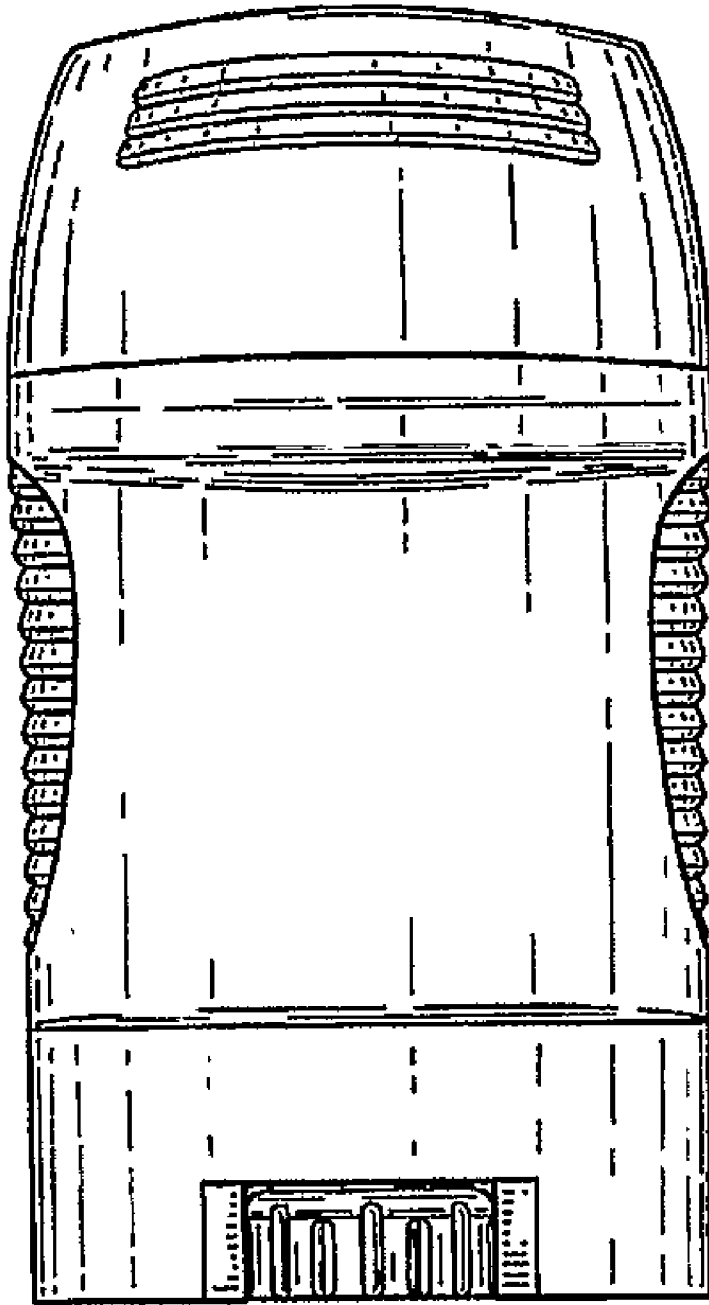


FIG. 2

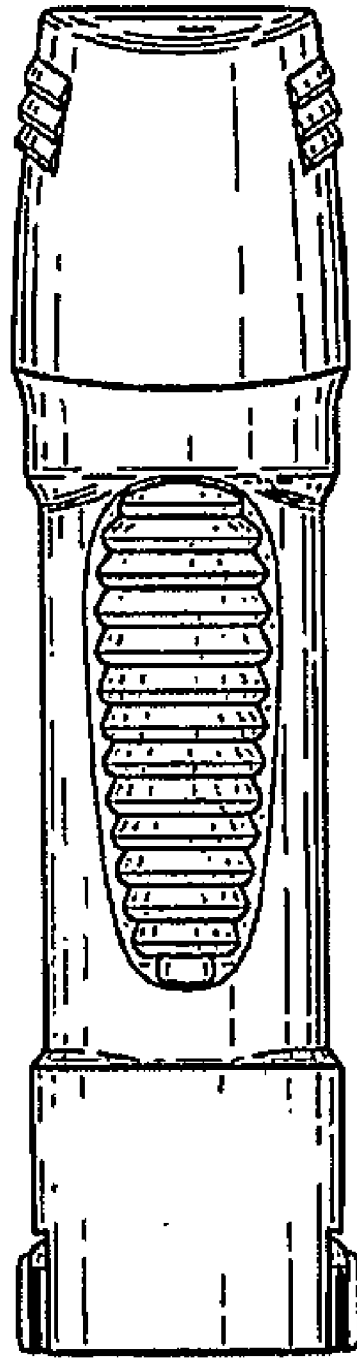


FIG. 3



FIG. 4

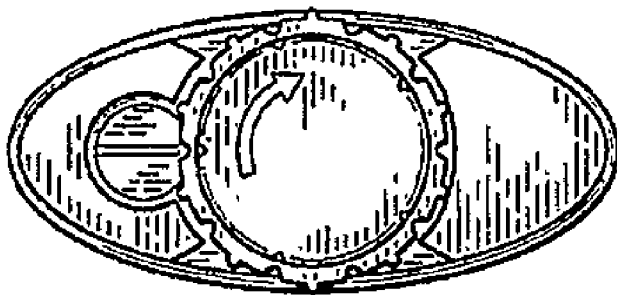


FIG. 5