



US00D676232S

(12) **United States Design Patent**
Manning et al.

(10) **Patent No.:** **US D676,232 S**

(45) **Date of Patent:** **** Feb. 19, 2013**

(54) **SMART PHONE POUCH**

(76) Inventors: **Steve Manning**, Fallbrook, CA (US);
Angelica C. Manning, Fallbrook, CA (US)

(**) **Term:** **14 Years**

(21) Appl. No.: **29/425,857**

(22) Filed: **Jun. 27, 2012**

(51) **LOC (9) Cl.** **03-01**

(52) **U.S. Cl.** **D3/218**

(58) **Field of Classification Search** D3/218,
D3/219, 224, 226, 228, 232-233; 224/219,
224/222, 269, 240-241, 901, 904, 196, 666,
224/663, 677; 206/305, 320

See application file for complete search history.

(56) **References Cited**

U.S. PATENT DOCUMENTS

5,499,401	A	*	3/1996	Heinmiller	2/208
D380,605	S		7/1997	Ramos		
D460,260	S		7/2002	Hassett		
D481,865	S		11/2003	Hassett		
6,651,854	B1	*	11/2003	LaCoste	224/196
D490,238	S	*	5/2004	Bristel	D3/226
D495,874	S		9/2004	Kamiya		
D497,247	S		10/2004	Kamiya		
D497,715	S		11/2004	Saltarelli		
D512,560	S		12/2005	Williford		

D527,895	S	*	9/2006	Holder	D3/226
D553,853	S	*	10/2007	Willows et al.	D3/226
D603,605	S	*	11/2009	Dingman	D3/226
D622,505	S		8/2010	Lown		
D629,192	S		12/2010	Pueblo		
D631,650	S		2/2011	Li		
D653,444	S		2/2012	Larios		
8,157,140	B2	*	4/2012	Jay	224/666

* cited by examiner

Primary Examiner — Catheri Oliver-Garcia

(74) *Attorney, Agent, or Firm* — QuickPatents, Inc.; Kevin Prince

(57) **CLAIM**

We claim the ornamental design for a smart phone pouch, as shown and described.

DESCRIPTION

FIG. 1 is a perspective view of the smart phone pouch showing our new design in use;

FIG. 2 is a front elevational view thereof, illustrated with a strap in a fully extended configuration;

FIG. 3 is a rear elevational view of FIG. 2;

FIG. 4 is a left-side elevational view of FIG. 2;

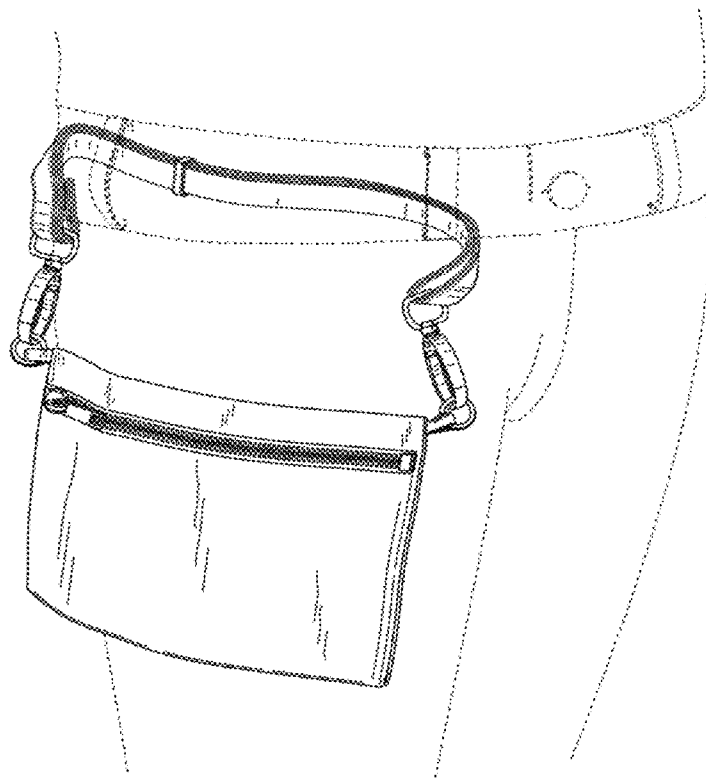
FIG. 5 is a right-side elevational view of FIG. 2;

FIG. 6 is a top plan view of FIG. 2; and,

FIG. 7 is a bottom plan view of FIG. 2.

The broken lines showing a person wearing jeans in FIG. 1 depict environmental matter and form no part of the claimed design.

1 Claim, 5 Drawing Sheets



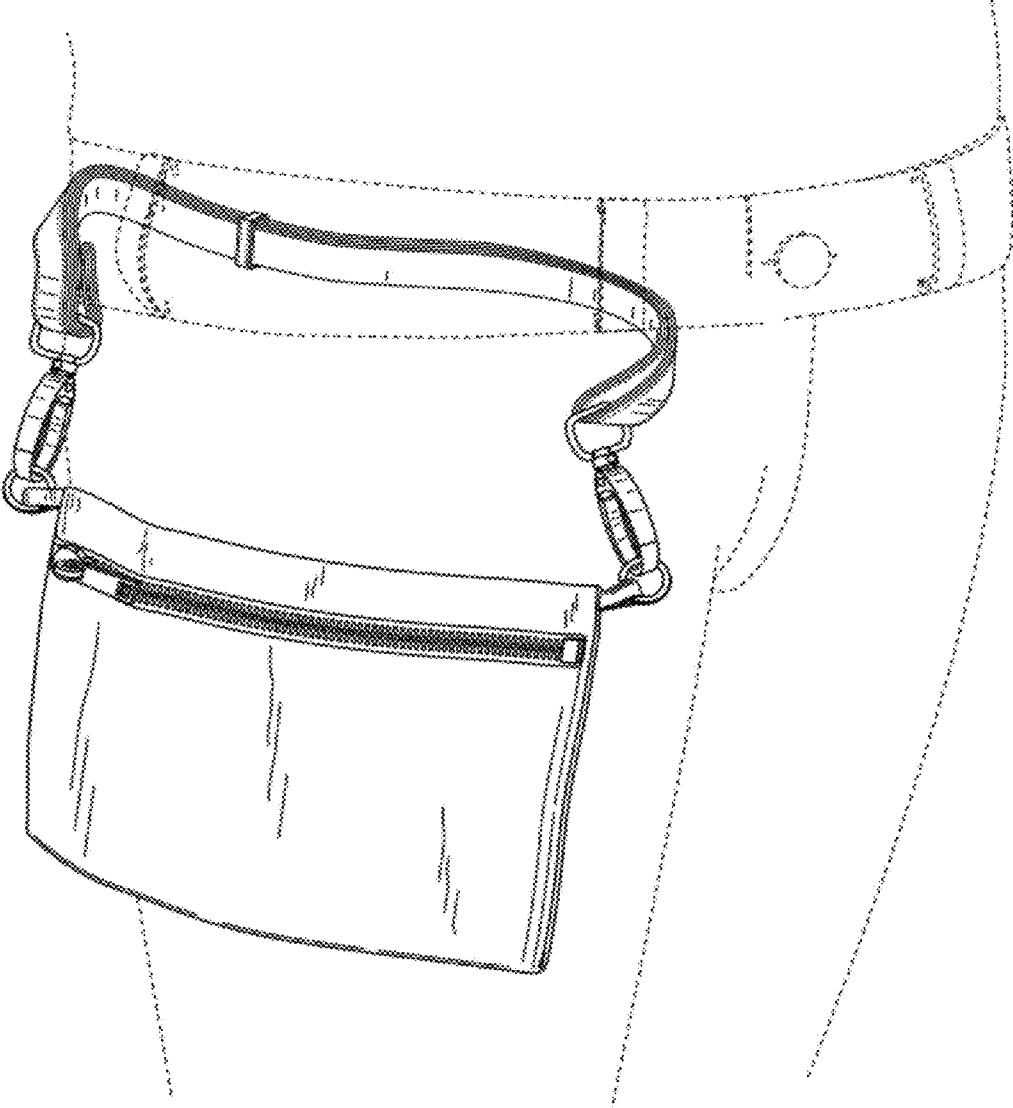


FIG. 1

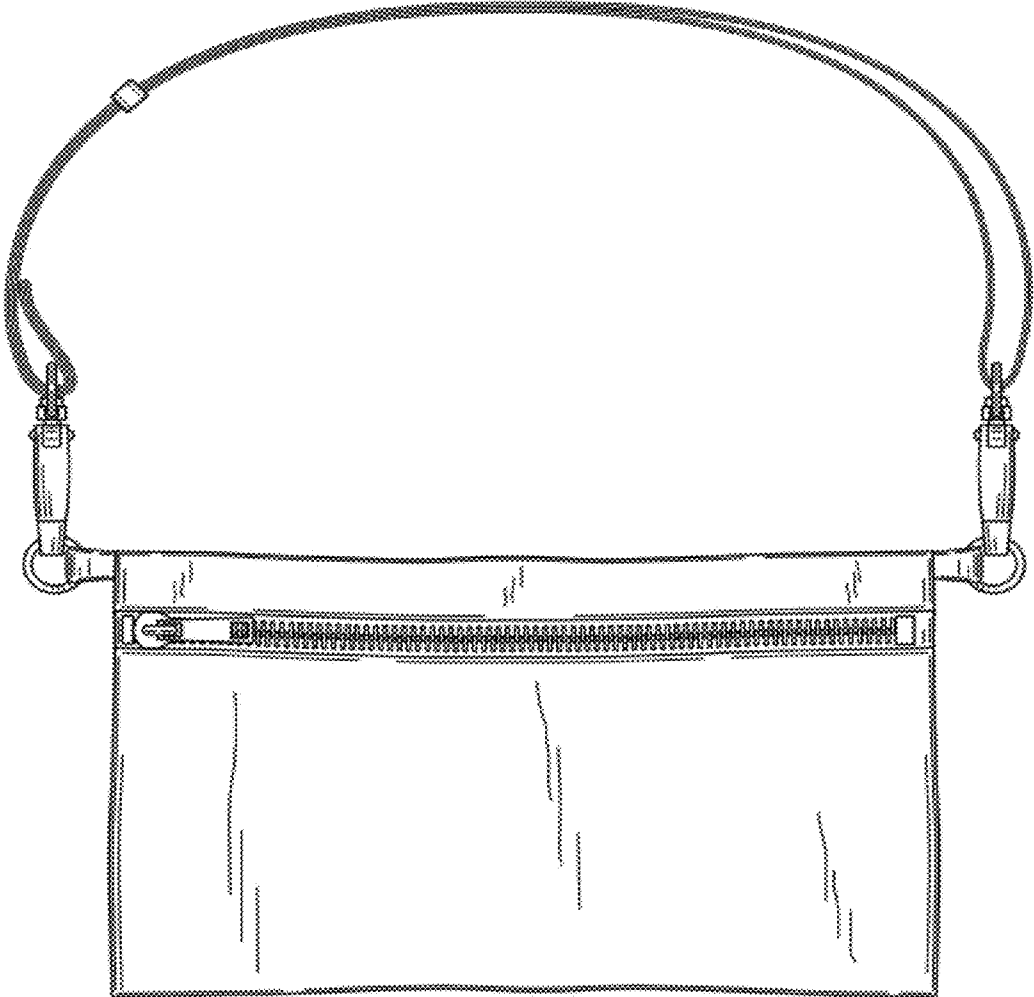


FIG. 2




FIG. 3

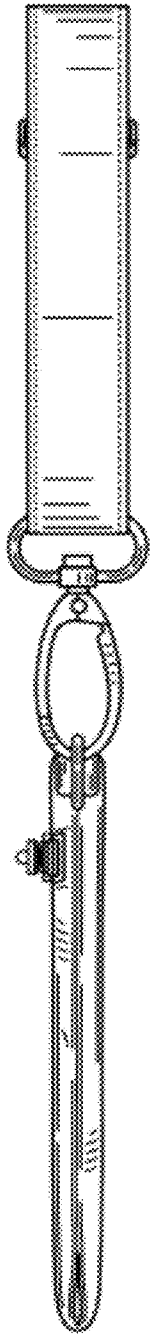


FIG. 4

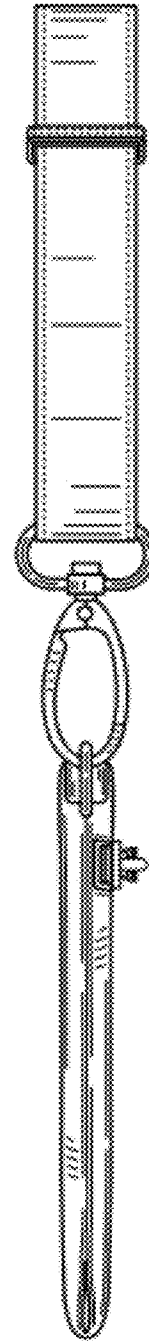


FIG. 5




FIG. 6




FIG. 7