



US00D744118S

(12) **United States Design Patent**  
**Chihlas et al.**

(10) **Patent No.:** **US D744,118 S**

(45) **Date of Patent:** **\*\* Nov. 24, 2015**

(54) **ROOFING PANEL**

(71) Applicant: **CertainTeed Corporation**, Valley Forge, PA (US)

(72) Inventors: **Peter Chihlas**, Lansdale, PA (US);  
**Robert Jenkins**, Honeybrook, PA (US);  
**Robert Livsey**, Limerick, PA (US);  
**Chris Fisher**, Philadelphia, PA (US);  
**Alex Nash**, Ridley Park, PA (US)

(73) Assignee: **CertainTeed Corporation**, Valley Forge, PA (US)

(\*\*) Term: **14 Years**

(21) Appl. No.: **29/468,631**

(22) Filed: **Oct. 1, 2013**

(51) **LOC (10) Cl.** ..... **25-01**

(52) **U.S. Cl.**  
USPC ..... **D25/142**

(58) **Field of Classification Search**  
USPC ..... D25/140, 143, 142  
CPC ..... E04D 1/10; E04D 1/12; E04D 1/26;  
E04D 3/24; E04D 3/00; E04D 1/02; E04D  
1/28; E04D 1/30; E04F 13/0862  
See application file for complete search history.

(56) **References Cited**

**U.S. PATENT DOCUMENTS**

D281,908	S	*	12/1985	Olsson	.....	D25/140
D394,718	S	*	5/1998	Costantini	.....	D25/140
D617,914	S	*	6/2010	Sims	.....	D25/142
2010/0223869	A1	*	9/2010	Smith et al.	.....	52/309.1
2011/0278409	A1	*	11/2011	Ota et al.	.....	248/231.91
2012/0186630	A1		7/2012	Jenkins et al.		
2012/0210660	A1		8/2012	Livsey et al.		
2012/0240490	A1		9/2012	Gangemi		

**OTHER PUBLICATIONS**

Office Action mailed May 21, 2014 in copending U.S. Appl. No. 14/043,621.

Response filed Jul. 19, 2014 in copending U.S. Appl. No. 14/043,621.  
Office Action mailed Jul. 30, 2014 in copending U.S. Appl. No. 14/043,621.

Response filed Nov. 29, 2014 in copending U.S. Appl. No. 14/043,621.

Office Action mailed Jan. 14, 2015 in copending U.S. Appl. No. 14/043,621.

Response filed May 14, 2015 in copending U.S. Appl. No. 14/043,621.

\* cited by examiner

*Primary Examiner* — Doris Clark

(74) *Attorney, Agent, or Firm* — McDonnell Boehnen Hulbert & Berghoff LLP

(57) **CLAIM**

The ornamental design for a roofing panel, as shown and described.

**DESCRIPTION**

FIG. 1 is a perspective view of the roofing panel of the present design;

FIG. 2 is a top view thereof;

FIG. 3 is a bottom view thereof;

FIG. 4 is a right side view thereof;

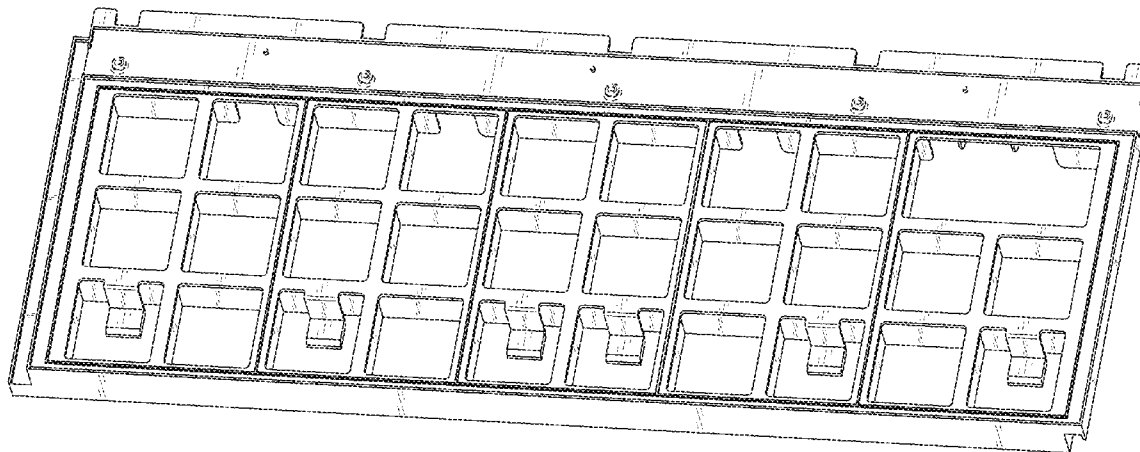
FIG. 5 is a left side view thereof;

FIG. 6 is a rear view thereof; and,

FIG. 7 is a front view thereof.

The broken line portions of the drawings are for illustrative purposes only and form no part of the claimed design.

**1 Claim, 5 Drawing Sheets**



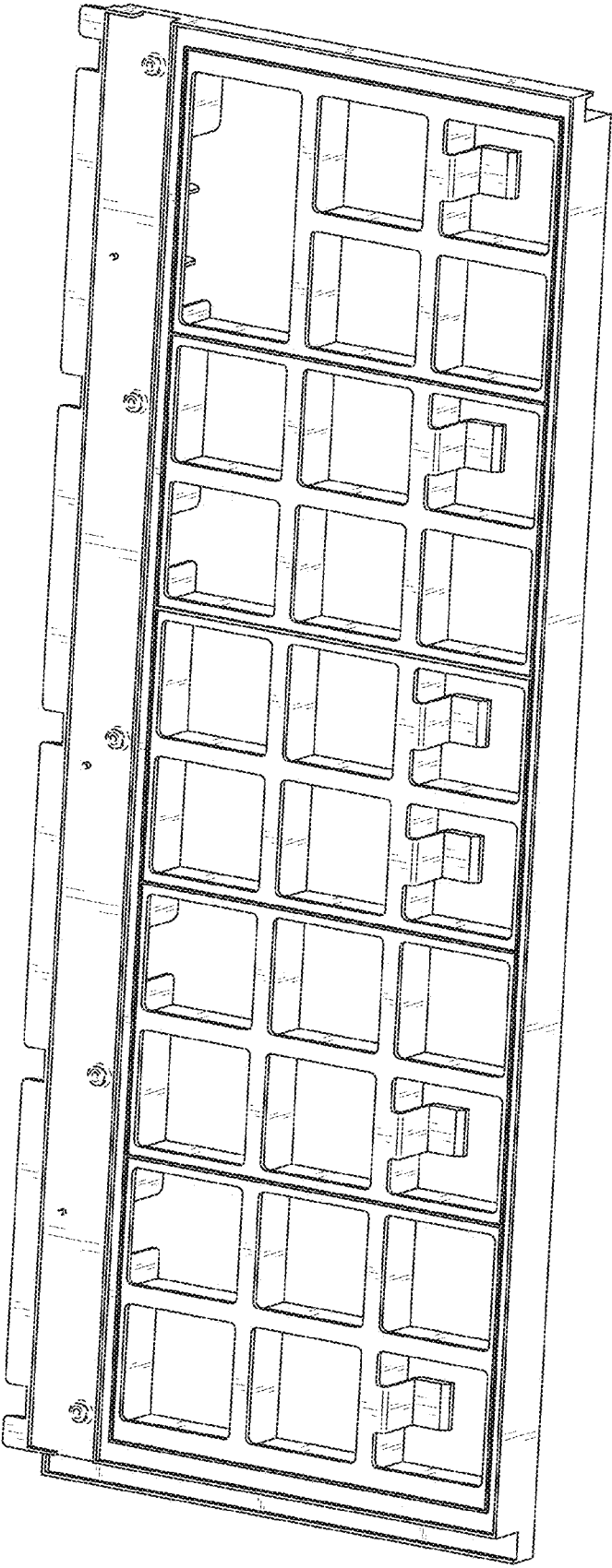


FIG. 1

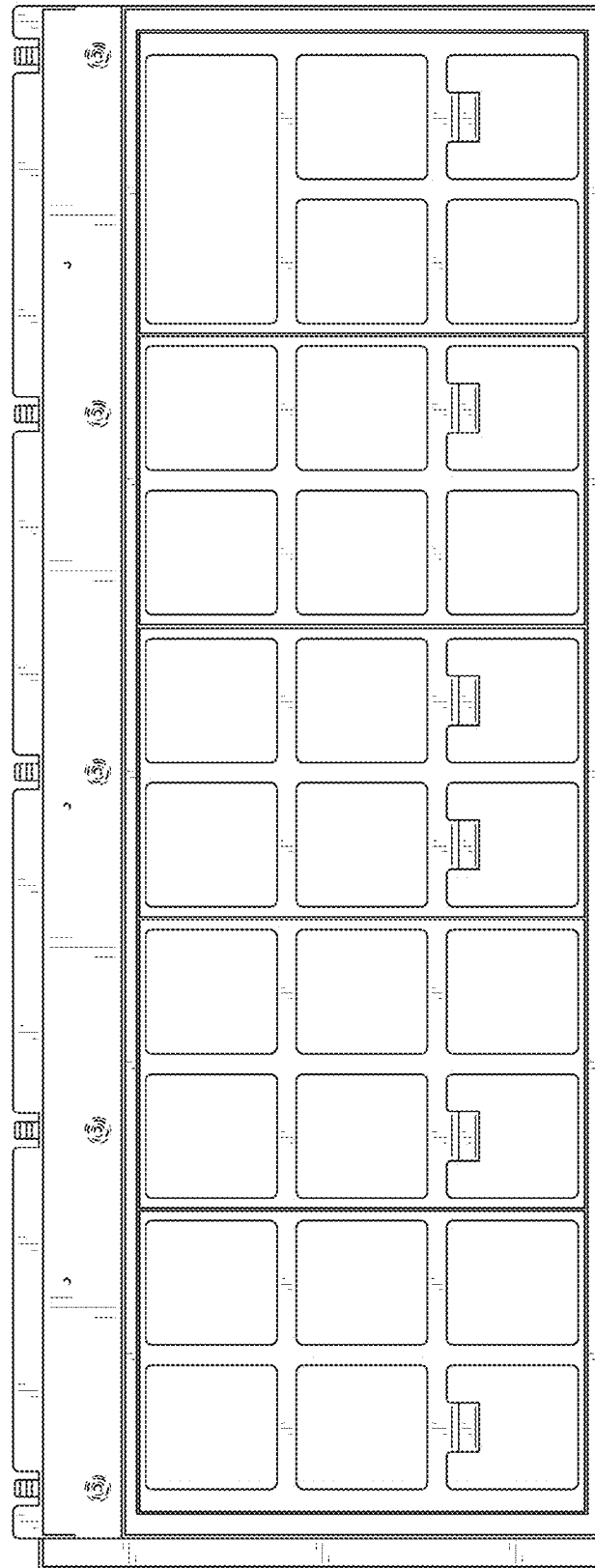


FIG. 2

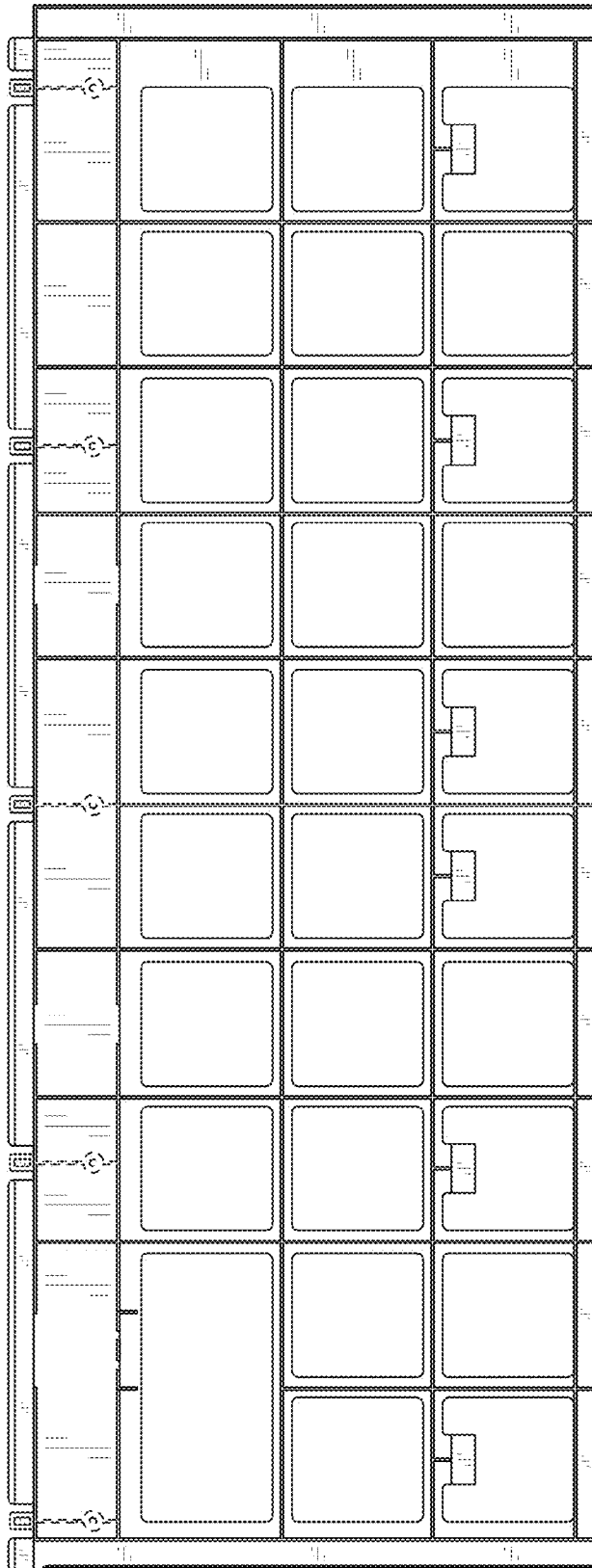


FIG. 3




FIG. 5

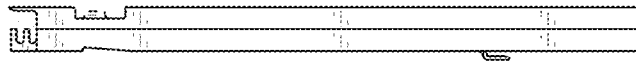


FIG. 4



FIG. 6




FIG. 7