

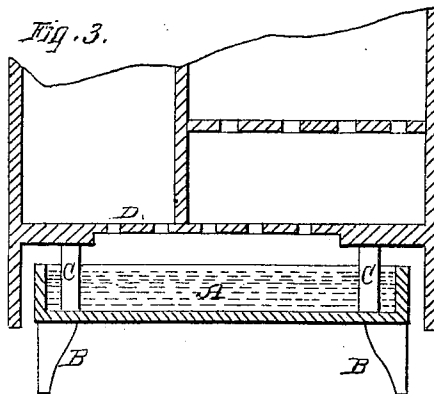
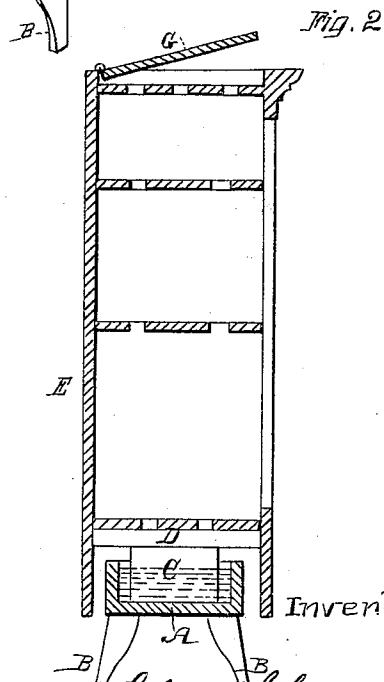
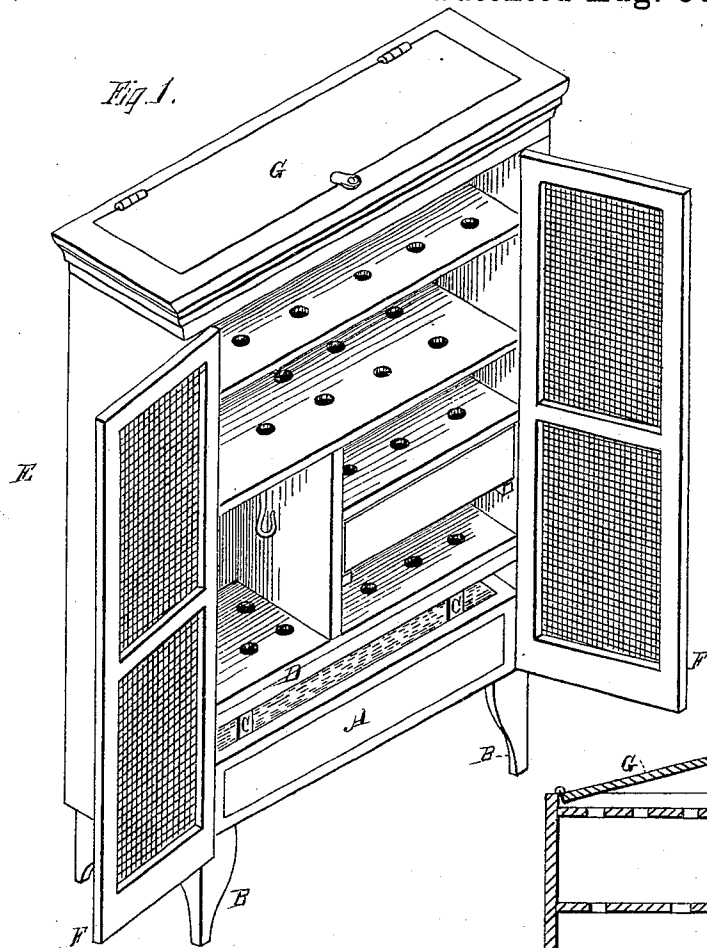
(No Model.)

C. H. LARRABEE.

INSECT PROOF CLOSET AND SAFE.

No. 246,397.

Patented Aug. 30, 1881.



Witnesses

Geo. C. Strong.
Frank A. Brooks

Inventor

Charles H. Larrabee
By Dewey & Co.

UNITED STATES PATENT OFFICE.

CHARLES H. LARRABEE, OF NAPA CITY, CALIFORNIA, ASSIGNOR TO
HAMILTON W. CRABB, OF SAME PLACE.

INSECT-PROOF CLOSET AND SAFE.

SPECIFICATION forming part of Letters Patent No. 246,397, dated August 30, 1881.

Application filed July 10, 1880. (No model.)

To all whom it may concern:

Be it known that I, CHARLES H. LARRABEE, of the city and county of Napa, and State of California, have invented an Improved Insect-Proof Closet and Safe; and I hereby declare the following to be a full, clear, and exact description thereof.

My invention relates to an improvement in closets, meat-safes, and other similar devices, whereby they may be kept free from ants and other insects, and also thoroughly ventilated whenever necessary.

It consists of a closet or safe in combination with a supplemental hollow base, which is adapted to contain water, the main closet being rigidly united to the base by means of pillars or supports which stand upon the bottom of the concave base, so that the whole forms one structure, while the outer walls of the closet extend downward around the base without touching it, whereby the tank is concealed from view. The bottom, shelves, and top are perforated to allow a circulation of air and ventilation, and a hinged cover is fitted to close the top entirely when desired.

Referring to the accompanying drawings for a more complete explanation of my invention, Figure 1 is a view of my closet. Fig. 2 is a vertical section. Fig. 3 is a longitudinal section.

A is a tank which is adapted to contain water, and is mounted upon legs B, which support it at a convenient height from the floor. The interior of this tank is preferably metal-lined, and it may be provided with a cock to draw off the water and renew it when desired. From the bottom of this tank pillars or standards C extend upward to a short distance above its upper edge. These standards are at such a distance from the edges of the tank that they are entirely surrounded by water, and they are either made of metal or incased in metal to prevent their being easily climbed, if reached. Upon the top of these standards the bottom D of the closet E is secured, so that the whole device is a single structure and cannot be separated or displaced. The sides of the closet project downward around the sides of the tank, the closet being enough larger so that there will be a space left between the closet sides and the tank, and no insect or vermin can reach the closet from the edge of the tank. The doors F in front of the closet close against

the bottom, and also extend down in front of the tank, but at a distance from it, like the rest of the closet, whereby the tank is hidden from view when the closet is shut up. The whole closet, while appearing to stand directly upon the legs, is in reality suspended around the tank, and is thus entirely insect-proof.

In order to ventilate my closet, the bottom, top, and shelves are perforated, so that air may be drawn in through the space around the tank and pass over the water, which will cool it before it passes up into the closet, which may thus be perfectly ventilated at all times.

A hinged cover, G, at the top of the closet serves to close over the perforated top whenever desired.

In some cases it may be found desirable to place ice within the tank, and this will cool the atmosphere of the closet and add to its value in preserving perishable articles in warm weather.

I do not claim, broadly, a safe having perforated shelves or screen-sides, when supported upon a central post so as to be rotated, said post being provided with cups or receptacles for receiving water. Neither do I claim the safe having an interior rotating post similarly protected; but

What I do claim, and desire to secure by Letters Patent, is—

1. The closet E, having its sides and the doors F projecting below the floor of the closet and surrounding the base A, in combination with said base A, forming a water-containing tank, and united with the closet by legs from the bottom of said tank, so as to form a single movable device, substantially as herein described.

2. The closet E, having its horizontal bottom, top, and shelves perforated, as shown, and its close vertical sides and doors extended below the bottom, so as to surround the base or tank A, in combination with the base A, which is united to the floor of the closet by interior legs, whereby a circulation of air through the closet is induced, substantially as herein described.

In witness whereof I have hereunto set my hand.

C. H. LARRABEE.

Witnesses:

S. H. NOURSE,

FRANK A. BROOKS.