



US00D439784S

(12) **United States Design Patent** (10) **Patent No.:** **US D439,784 S**  
**Throne** (45) **Date of Patent:** **\*\* Apr. 3, 2001**

(54) **TAILLESS VANE FOR USE IN COVERINGS FOR ARCHITECTURAL OPENINGS**

5,012,552 5/1991 Wulf .  
5,101,876 4/1992 Zak .  
5,141,042 \* 8/1992 Schwaegerie ..... 160/236  
5,196,000 3/1993 Clear et al. .  
5,203,394 4/1993 Hailey .

(75) Inventor: **Jason T. Throne**, Steamboat Springs, CO (US)

(List continued on next page.)

(73) Assignee: **Hunter Douglas Inc.**, Upper Saddle River, NJ (US)

**FOREIGN PATENT DOCUMENTS**

(\*\*) Term: **14 Years**

387188 3/1940 (CA) .  
837171 4/1952 (DE) .  
2644354 8/1978 (DE) ..... 160/236  
2920323 11/1980 (DE) .  
3207850 9/1983 (DE) .  
3312988 10/1984 (DE) .  
9001429 5/1990 (DE) .  
288937 7/1987 (EP) .  
469695 2/1992 (EP) .  
623832 5/1949 (GB) .  
2275074 8/1994 (GB) .

(21) Appl. No.: **29/128,537**

(22) Filed: **Aug. 25, 2000**

**Related U.S. Application Data**

(62) Division of application No. 09/256,129, filed on Feb. 24, 1999, which is a continuation of application No. 08/853,307, filed on May 8, 1997, now Pat. No. 5,960,850, which is a continuation of application No. 08/437,959, filed on May 10, 1995, now abandoned.

**OTHER PUBLICATIONS**

(51) **LOC (7) Cl.** ..... **06-10**

Spanish Disclosure No. 144292 dateds Dec. 26, 1968 (no translation available).

(52) **U.S. Cl.** ..... **D6/580**

(58) **Field of Search** ..... D6/575, 578, 580;  
160/178.1, 236, 168.1, 84.06, 84.1, 900,  
330, 348

*Primary Examiner*—Mitchell Siegel  
(74) *Attorney, Agent, or Firm*—Dorsey & Whitney LLP

(57) **CLAIM**

(56) **References Cited**

I claim the ornamental design for a tailless vane for use in coverings for architectural openings, as shown and described.

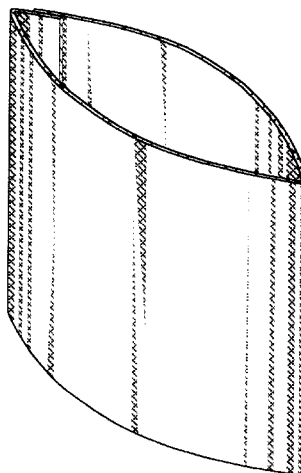
**U.S. PATENT DOCUMENTS**

**DESCRIPTION**

2,169,873 \* 8/1939 Clark, Jr. .... 160/178.1  
2,326,454 \* 8/1943 Gentile ..... 160/236  
2,757,727 \* 8/1956 Findell ..... 160/168.1  
3,844,330 10/1974 Hyman .  
3,851,699 12/1974 Shapiro .  
3,946,789 3/1976 Ronkholz-Tolle .  
4,352,384 10/1982 McCoy, Jr. .  
4,434,834 3/1984 Ennes .  
4,466,476 8/1984 Fairbanks ..... 160/330  
4,519,435 5/1985 Stier .  
4,535,828 8/1985 Brockhaus .  
4,846,243 \* 7/1989 Schneider ..... 160/84.1  
4,893,667 1/1990 Dunn ..... 160/236  
4,911,220 3/1990 Hiller .  
4,930,562 6/1990 Goodman .

FIG. 1 is an isometric view of a first embodiment of the tailless vane for use in coverings for architectural openings. FIG. 2 is a top plan view of the vane shown in FIG. 1, with a bottom plan view being a mirror image thereof. FIG. 3 is a right end elevation of the vane of FIG. 1. FIG. 4 is a left end elevation of the vane of FIG. 1. FIG. 5 is a front elevation of the vane of FIG. 1; and, FIG. 6 is a rear elevation of the vane of FIG. 1.

**1 Claim, 2 Drawing Sheets**

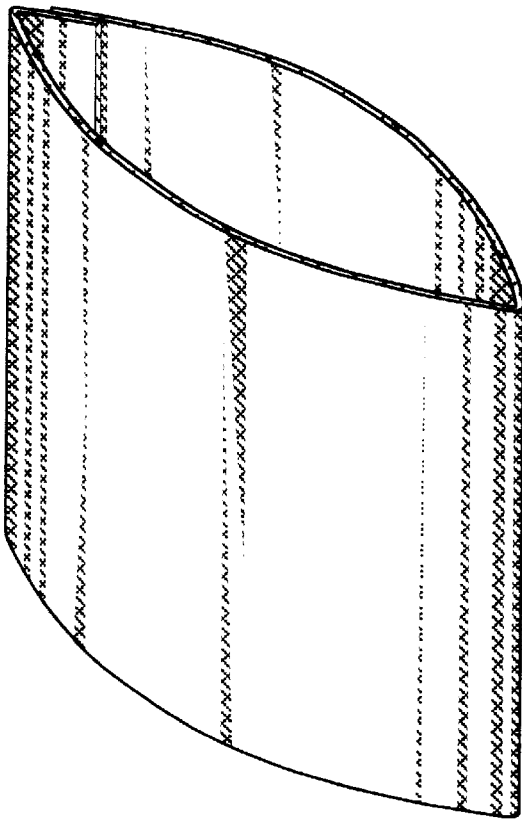


# US D439,784 S


Page 2

---

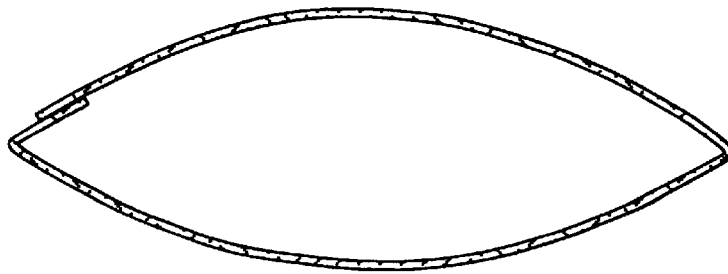
U.S. PATENT DOCUMENTS						
			5,603,369	*	2/1997	Colson et al. .... 160/84.06
			5,749,404		5/1998	Colson ..... 160/84.04
5,255,940	10/1993	Kornblum et al. .	5,797,442	*	8/1998	Colson et al. .... 160/236
5,271,447	12/1993	Aronovich .	5,960,850	*	10/1999	Colson et al. .... 160/236
5,297,607	3/1994	Beauchamp .	6,095,227	*	8/2000	Colson et al. .... 160/168.1
5,358,024	10/1994	Schwaegerle .				
5,490,553	*	2/1996 Colson et al. ....	160/84.06			* cited by examiner




**Fig. 1**



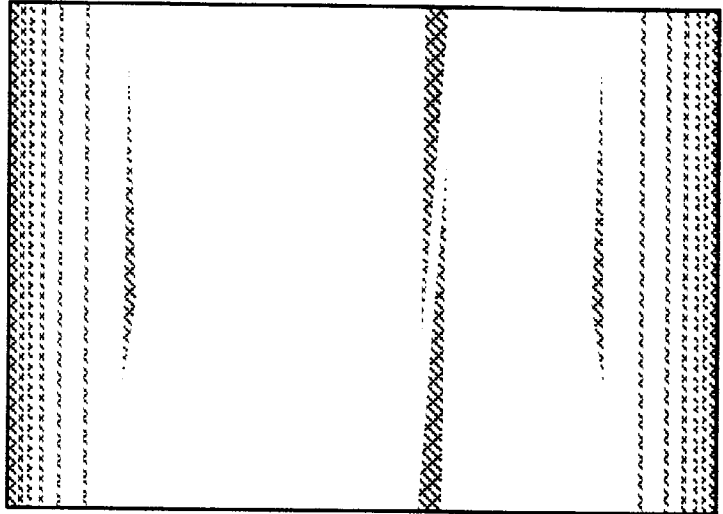
**Fig. 3**




**Fig. 2**



**Fig. 4**



**Fig. 5**



**Fig. 6**