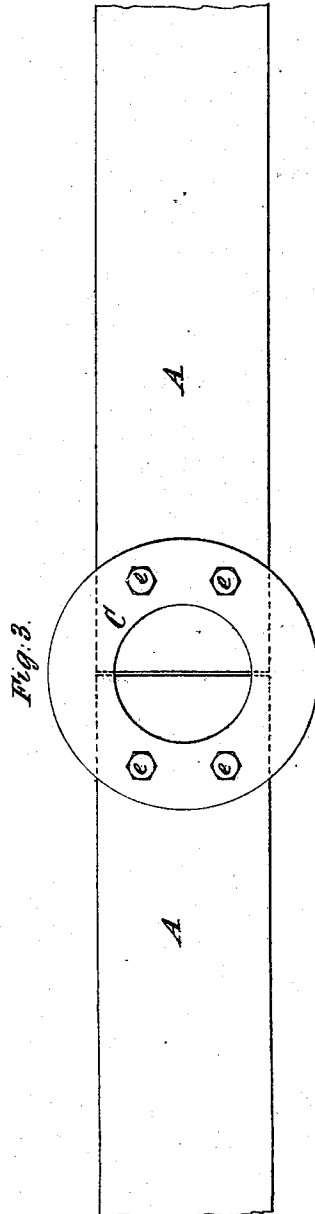
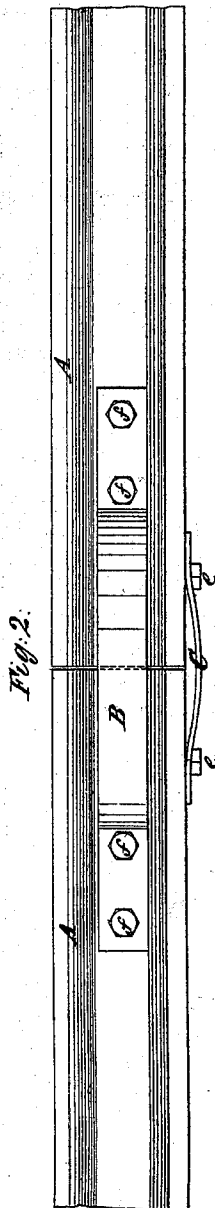
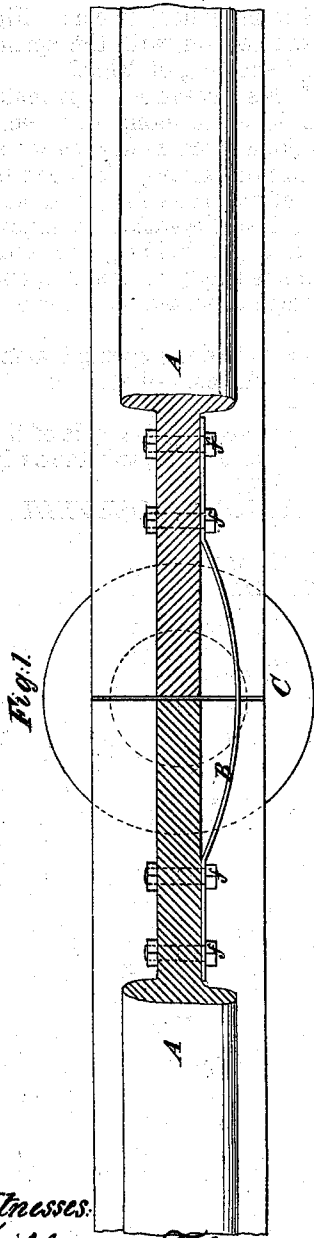
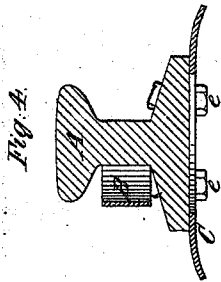


# CLINTON ROOSEVELT.

## Improvement in Splice Pieces for Railway Rails.

No. 124,856.

Patented March 19, 1872.



Witnesses:

William F. Goodhill.

Wm. H. Woodman

Inventor,  
*Clinton Roosevelt*

# UNITED STATES PATENT OFFICE.

CLINTON ROOSEVELT, OF NEW YORK, N. Y.

## IMPROVEMENT IN SPLICE-PIECES FOR RAILWAY RAILS.

Specification forming part of Letters Patent No. 124,856, dated March 19, 1872.

Specification describing certain Improvements in Connecting Rails for Tramways, invented by CLINTON ROOSEVELT, of the city of New York, in the State of New York.

My invention has for its object connecting the ends of the rails for tramways by springs attached to the ends of the rails, and so formed as to keep a perfect connection under all the changes that may occur in the expansion or contraction of the rails by the changes in temperature to which they may be exposed.

To enable others skilled in the art of connecting rails for railway purposes, reference is made to the drawing forming a part of this specification—

Figure 1 thereof showing the joint, with the upper portion of the rail cut away so as to exhibit the position and mode of connecting the curved spring-strap B. Fig. 2 is a side elevation of the ends of two rails joined. Fig. 3 exhibits the circular spring C, bolted or riveted on the under ends of the rails, and thereby joined, so as to allow for the expansions and

contractions of the rails by heat or cold. Fig. 4 exhibits a cross-cut section, with the spring C reversed from the showing of Fig. 2.

The principle of this invention is to make the spring-strap B so as to elongate in cold weather, and to make a shorter curve in warm weather; and the circular spring C so as to be oblong in the line of the rails in winter and transversely oblong in hot weather by expansion of the rails, and yet holding the ends of the rails at all times firmly in position, and answering, at the same time, the purposes of a railroad chair.

It is contemplated to use the spring C alone or in connection with the curved strap B.

What I claim is—

The spring C, for connecting the ends of the rails and also serving as a chair, substantially as herein set forth.

CLINTON ROOSEVELT.

Witnesses:

WILLIAM F. GOODHILL,  
WM. H. WOODMAN.