



US00D367100S

United States Patent [19]

[11] Patent Number: **Des. 367,100**

Cahow

[45] Date of Patent: ****Feb. 13, 1996**

[54] **BUZZING FISHING LURE**

[76] Inventor: **Chris A. Cahow**, 1518 Monte Vista, Caldwell, Id. 83605

[**] Term: **14 Years**

[21] Appl. No.: **24,187**

[22] Filed: **Jun. 9, 1994**

| | | | |
|-----------|---------|---------------------|------------|
| 2,275,253 | 3/1942 | Eger | 43/42.45 |
| 2,760,293 | 8/1956 | Rupp | 43/42.35 |
| 3,693,279 | 9/1972 | Mackie | 43/42.06 |
| 4,345,399 | 8/1982 | Guzik | 43/42.06 |
| 4,432,157 | 2/1984 | Gowing | 43/42.31 |
| 4,477,996 | 10/1984 | Walter | 43/42.06 X |
| 4,805,339 | 2/1989 | Fuentes et al. | 43/42.31 |
| 4,864,766 | 9/1989 | Bohn | 43/42.39 X |
| 4,891,901 | 1/1990 | Baker, Jr. | 43/42.11 |
| 4,926,577 | 5/1990 | Radtchenko | 43/42.45 X |
| 5,018,297 | 5/1991 | Kennedy, Jr. | 43/42.28 |

Related U.S. Application Data

[63] Continuation of Ser. No. 9,985, Jun. 28, 1993, abandoned.

[52] U.S. Cl. **D22/126**; D22/144

[58] Field of Search D22/126, 144, D22/145, 146; 43/42.41, 17.1, 42.21, 42.06, 42.28, 42.44, 42.39, 42.25, 42.45, 42.35, 42.31, 44.9

References Cited

U.S. PATENT DOCUMENTS

| | | | |
|-----------|---------|---------------------|----------|
| 830,404 | 9/1906 | Barnes | 43/42.21 |
| 1,435,177 | 11/1922 | Peckinpaugh | 43/42.28 |
| 1,513,011 | 10/1924 | Russell et al. | 43/42.25 |
| 1,820,887 | 8/1931 | Pflueger | 43/42.25 |
| 2,007,045 | 7/1935 | Francis | 43/42.28 |

Primary Examiner—Doris V. Coles

[57] CLAIM

The ornamental design for a buzzing fishing lure, as shown and described.

DESCRIPTION

FIG. 1 is a front elevational view of the buzzing fishing lure showing my new design;
 FIG. 2 is a rear elevational view thereof;
 FIG. 3 is a left side elevational view thereof;
 FIG. 4 is a right side elevational view thereof;
 FIG. 5 is a top plan view thereof; and,
 FIG. 6 is a bottom plan view thereof.

1 Claim, 3 Drawing Sheets

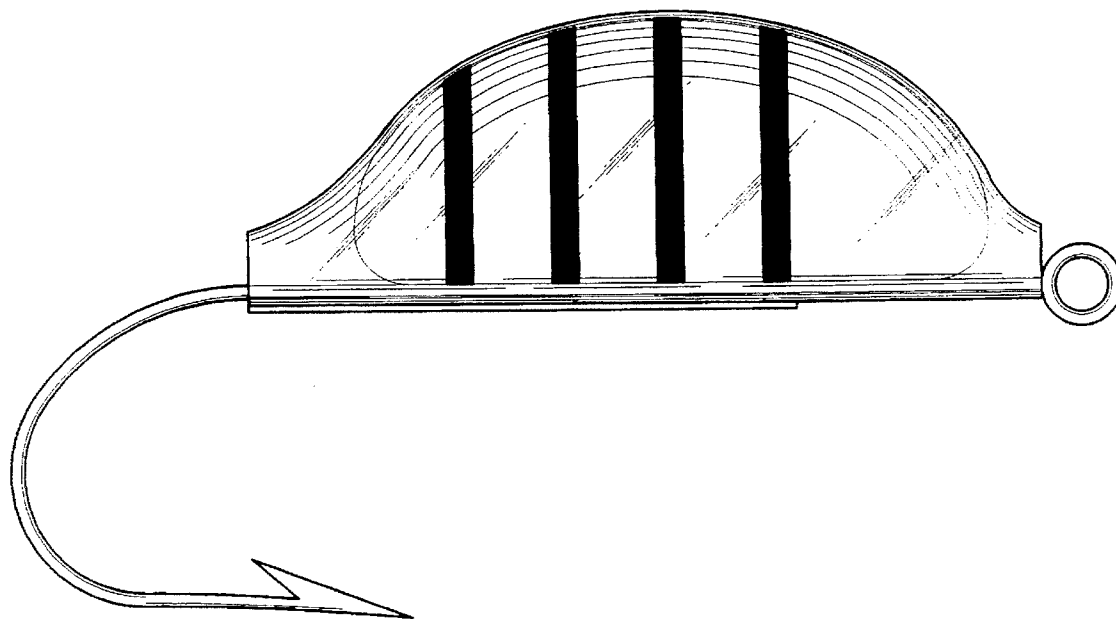


FIG. 1

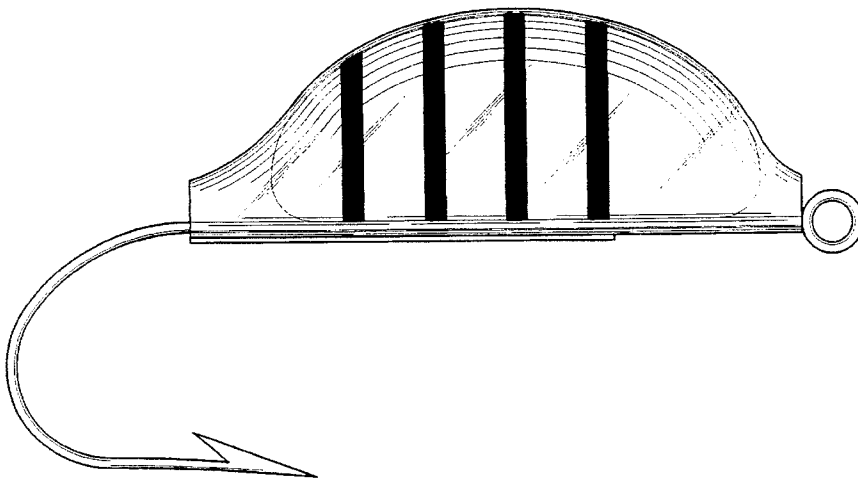


FIG. 2

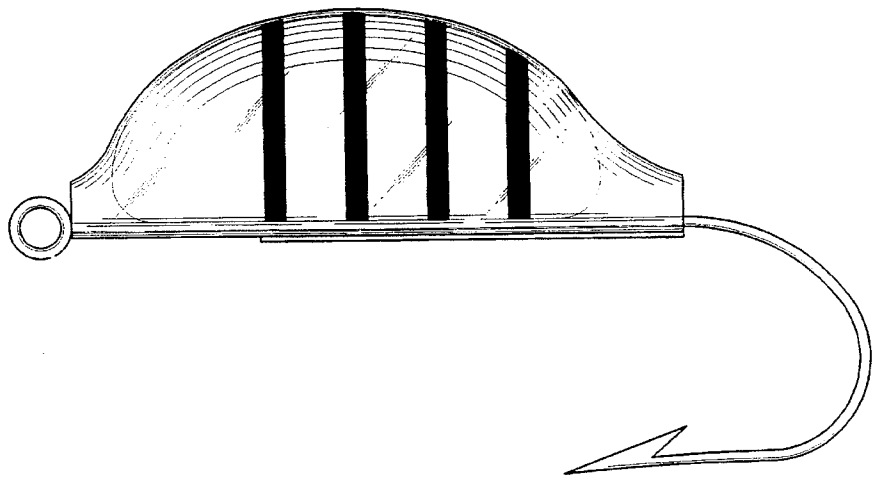


FIG. 3

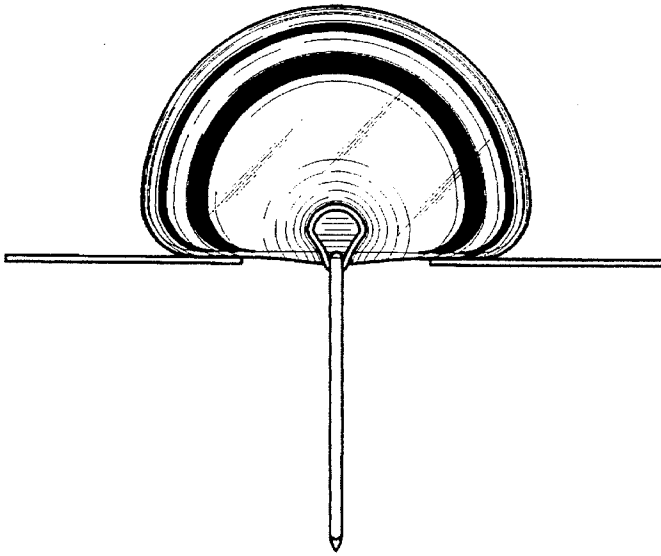


FIG. 4

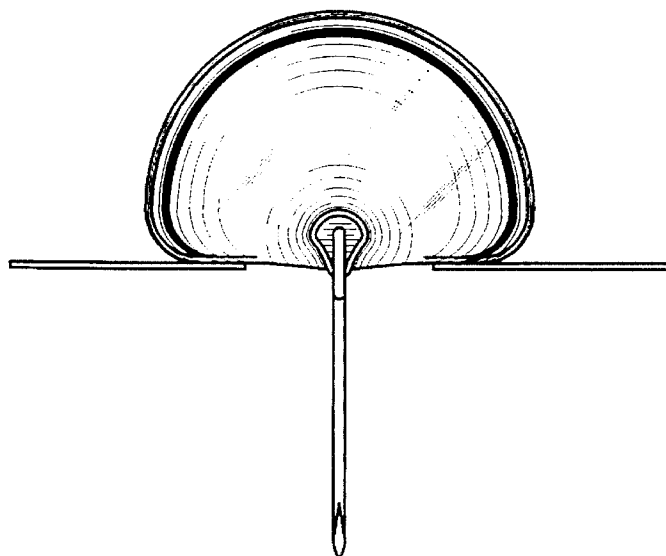


FIG. 5

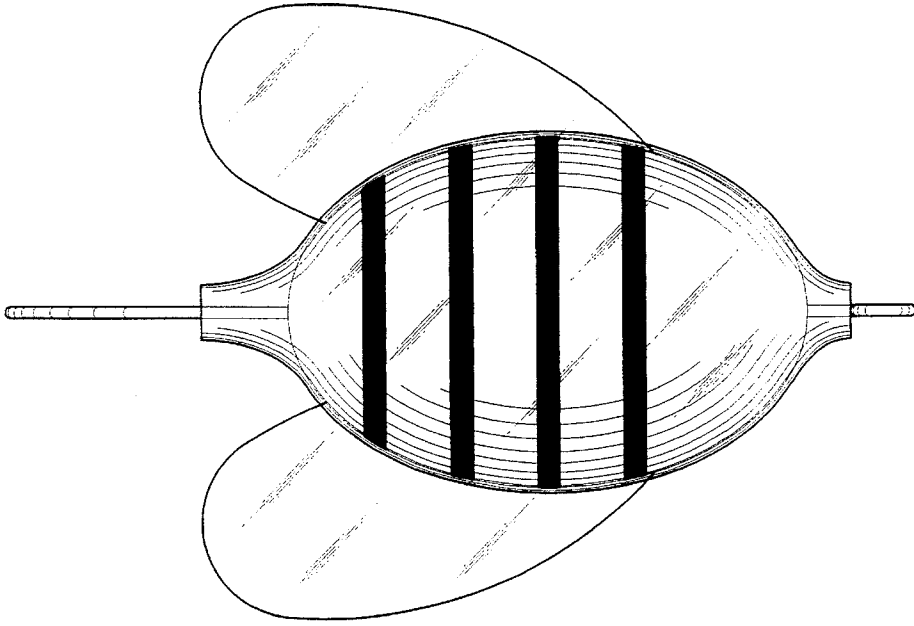


FIG. 6

