



US00D645490S

(12) **United States Design Patent**  
**Gille et al.**

(10) **Patent No.:** **US D645,490 S**

(45) **Date of Patent:** **\*\* Sep. 20, 2011**

- (54) **GONIOSCOPIC SYSTEM INCLUDING AN OPTICAL ELEMENT ATTACHMENT**
- (75) Inventors: **Henrick K. Gille**, Oceanside, CA (US);  
**Ali Nikkhah**, Mission Viejo, CA (US)
- (73) Assignee: **Glaukos Corporation**, Laguna Hills, CA (US)

4,469,413 A 9/1984 Shirayanagi  
 4,568,157 A 2/1986 Kurwa  
 4,598,984 A 7/1986 Rol  
 4,627,694 A 12/1986 Volk  
 4,664,490 A 5/1987 Rol  
 4,682,866 A 7/1987 Volk  
 4,721,378 A 1/1988 Volk

(Continued)

- (\*\*) Term: **14 Years**
- (21) Appl. No.: **29/352,589**
- (22) Filed: **Dec. 22, 2009**

**Related U.S. Application Data**

- (63) Continuation-in-part of application No. 12/639,928, filed on Dec. 16, 2009.
- (51) **LOC (9) Cl.** ..... **16-06**
- (52) **U.S. Cl.** ..... **D16/135**
- (58) **Field of Classification Search** ..... D16/130,  
D16/131, 134, 135, 136, 137, 237; D24/107,  
D24/133, 137, 232; 359/811, 827, 835, 718,  
359/831; 351/219, 200, 245, 174, 160 R,  
351/218, 230, 214, 216, 205, 233; 606/4,  
606/5

See application file for complete search history.

(56) **References Cited**

**U.S. PATENT DOCUMENTS**

D166,597	S	*	4/1952	Filsinger	.....	D16/135
3,112,570	A	*	12/1963	De Vasconcellos	.....	434/303
3,589,800	A		6/1971	Cardona		
3,753,611	A	*	8/1973	Ebbesen	.....	359/721
3,820,879	A		6/1974	Frisen		
4,033,679	A		7/1977	Sussman		
4,067,646	A		1/1978	Nohda		
4,134,647	A	*	1/1979	Ramos-Caldera	.....	351/219
4,134,667	A		1/1979	Schnall et al.		
4,307,944	A		12/1981	Schirmer		
4,439,026	A		3/1984	Wilms		

**FOREIGN PATENT DOCUMENTS**

WO WO 2009/158517 12/2009

**OTHER PUBLICATIONS**

Volk, "Aspheric Ophthalmic Lenses", Refraction, International Ophthalmology Clinics, vol. 5, No. 2, Jun. 1965.

(Continued)

*Primary Examiner* — Paula Greene

(74) *Attorney, Agent, or Firm* — Knobbe, Martens, Olson & Bear, LLP


(57) **CLAIM**

The ornamental design for an optical element attachment for a gonioscope and for a gonioscopic system including an optical element attachment, as shown and described.

**DESCRIPTION**

FIG. 1 is a front right perspective view of a gonioscopic system including an optical element attachment;  
 FIG. 2 is a back left perspective view thereof;  
 FIG. 3 is a front elevation view thereof;  
 FIG. 4 is a back elevation view thereof;  
 FIG. 5 is a left-side elevation view thereof;  
 FIG. 6 is a right-side elevation view thereof;  
 FIG. 7 is a top plan view thereof; and,  
 FIG. 8 is a bottom plan view thereof.  
 The broken lines shown in the drawings are for illustrative purposes only and form no part of the claimed design.

**1 Claim, 8 Drawing Sheets**



# US D645,490 S

Page 2

## U.S. PATENT DOCUMENTS

4,728,183 A 3/1988 Heacock et al.  
4,738,521 A 4/1988 Volk  
4,799,784 A \* 1/1989 Safir ..... 351/212  
4,907,872 A 3/1990 Schirmer et al.  
5,007,729 A 4/1991 Erickson et al.  
5,024,518 A 6/1991 Richards et al.  
5,046,836 A 9/1991 Volk  
5,200,773 A 4/1993 Volk  
5,216,456 A 6/1993 Volk  
5,260,578 A 11/1993 Bliton et al.  
5,309,187 A 5/1994 Crossman et al.  
5,359,372 A 10/1994 Kida et al.  
5,412,441 A \* 5/1995 Tibbling et al. .... 351/200  
5,424,789 A 6/1995 Volk  
5,479,222 A 12/1995 Volk  
5,501,217 A 3/1996 Ishiguro et al.  
5,535,060 A 7/1996 Grinblat  
5,537,164 A \* 7/1996 Smith ..... 351/219  
D394,704 S \* 5/1998 Koepnick ..... D24/137  
5,784,147 A 7/1998 Volk  
5,805,269 A 9/1998 Volk  
5,822,036 A 10/1998 Massie et al.  
6,164,779 A 12/2000 Volk  
6,183,085 B1 2/2001 Roggy et al.  
6,698,886 B2 \* 3/2004 Pollack et al. .... 351/219

6,767,098 B2 7/2004 Erickson et al.  
6,942,343 B2 9/2005 Farberov  
6,976,758 B2 12/2005 Khaw et al.  
D523,881 S \* 6/2006 Edwards et al. .... D16/130  
7,125,119 B2 10/2006 Farberov  
D534,194 S \* 12/2006 Hines et al. .... D16/134  
7,144,111 B1 12/2006 Ross, III et al.  
D549,326 S \* 8/2007 Aparici et al. .... D24/133  
7,357,504 B2 4/2008 Fischer et al.  
D574,867 S \* 8/2008 Lewis ..... D16/135  
7,419,262 B2 9/2008 Whalen  
7,766,480 B1 \* 8/2010 Graham et al. .... 351/219  
2009/0137989 A1 5/2009 Kataoka

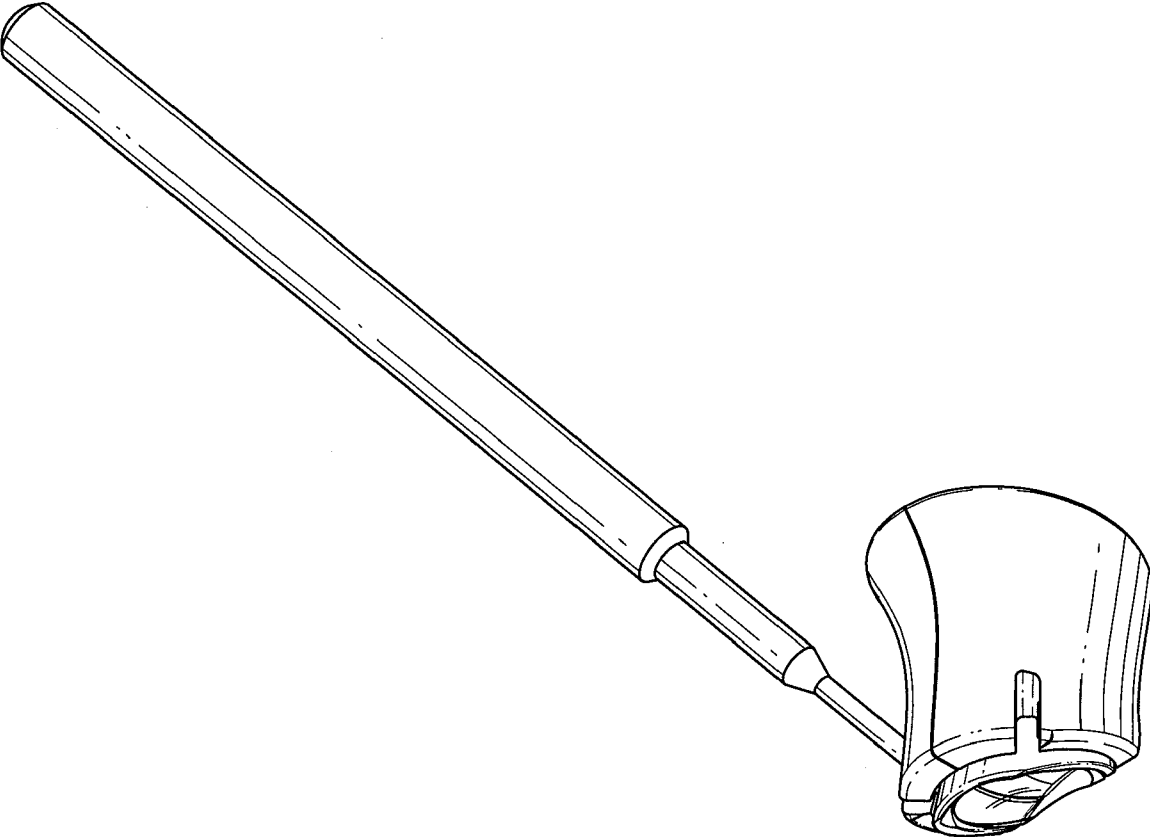
## OTHER PUBLICATIONS

Ocular Swan Autoclavable Gonioprism from at least as early as Jun. 29, 2007 in 3 pages, downloaded from <http://ocularinc.com>.  
Ocular Hill Surgical Gonioprism from at least as early as Jun. 29, 2007 in 3 pages, downloaded from <http://www.ocularinc.com>.  
Ocular Khaw Surgical Gonioprism from at least as early as Jun. 29, 2007 in 3 pages, downloaded from <http://www.ocularinc.com>.  
International Search Report and Written Opinion for PCT Application No. PCT/US2009/068322, dated Mar. 11, 2010.  
Haag-Streit Contact Glasses Brochure, retrieved Mar. 20, 2007.

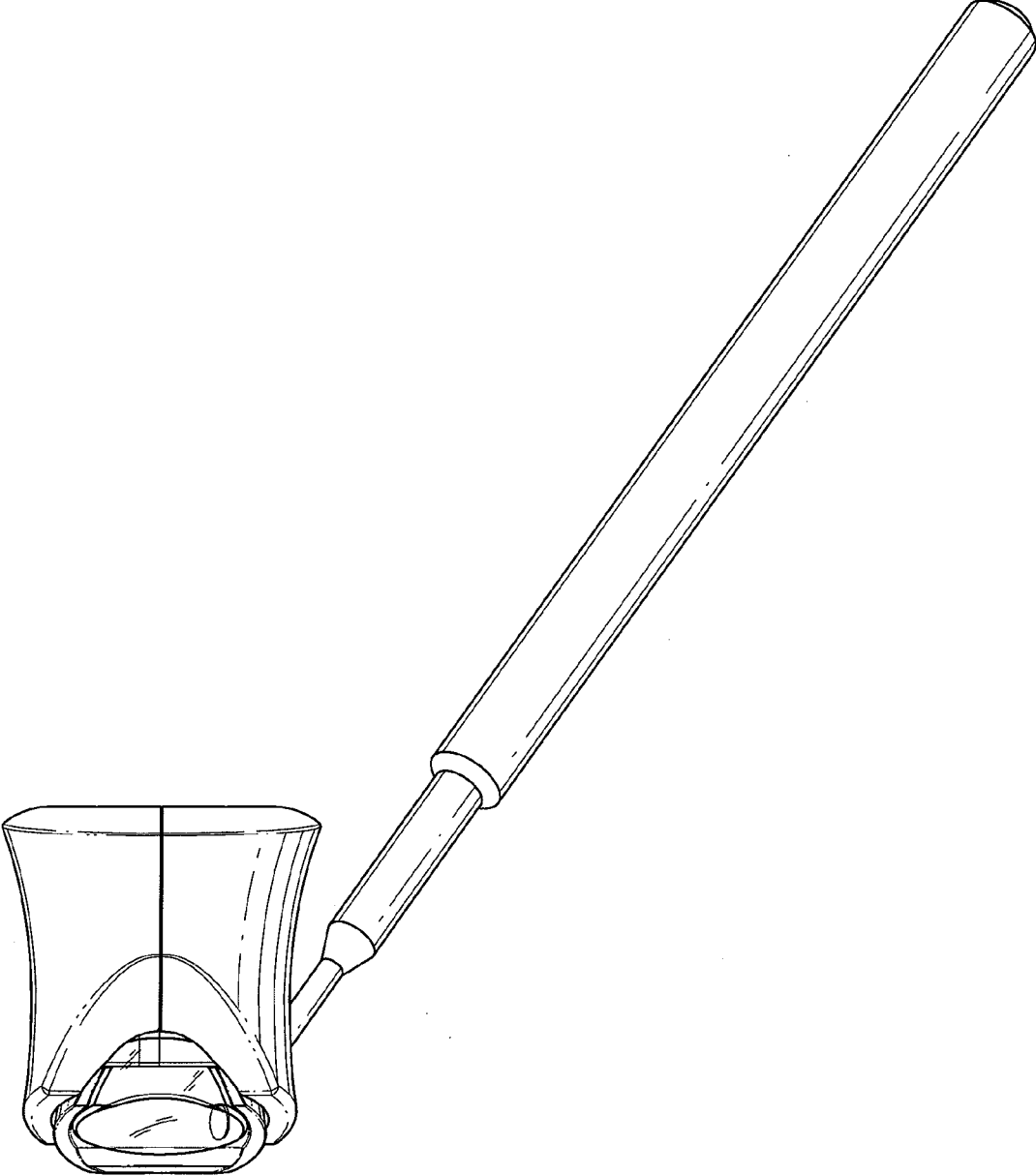
\* cited by examiner



*FIG. 1*



*FIG. 2*



*FIG. 3*

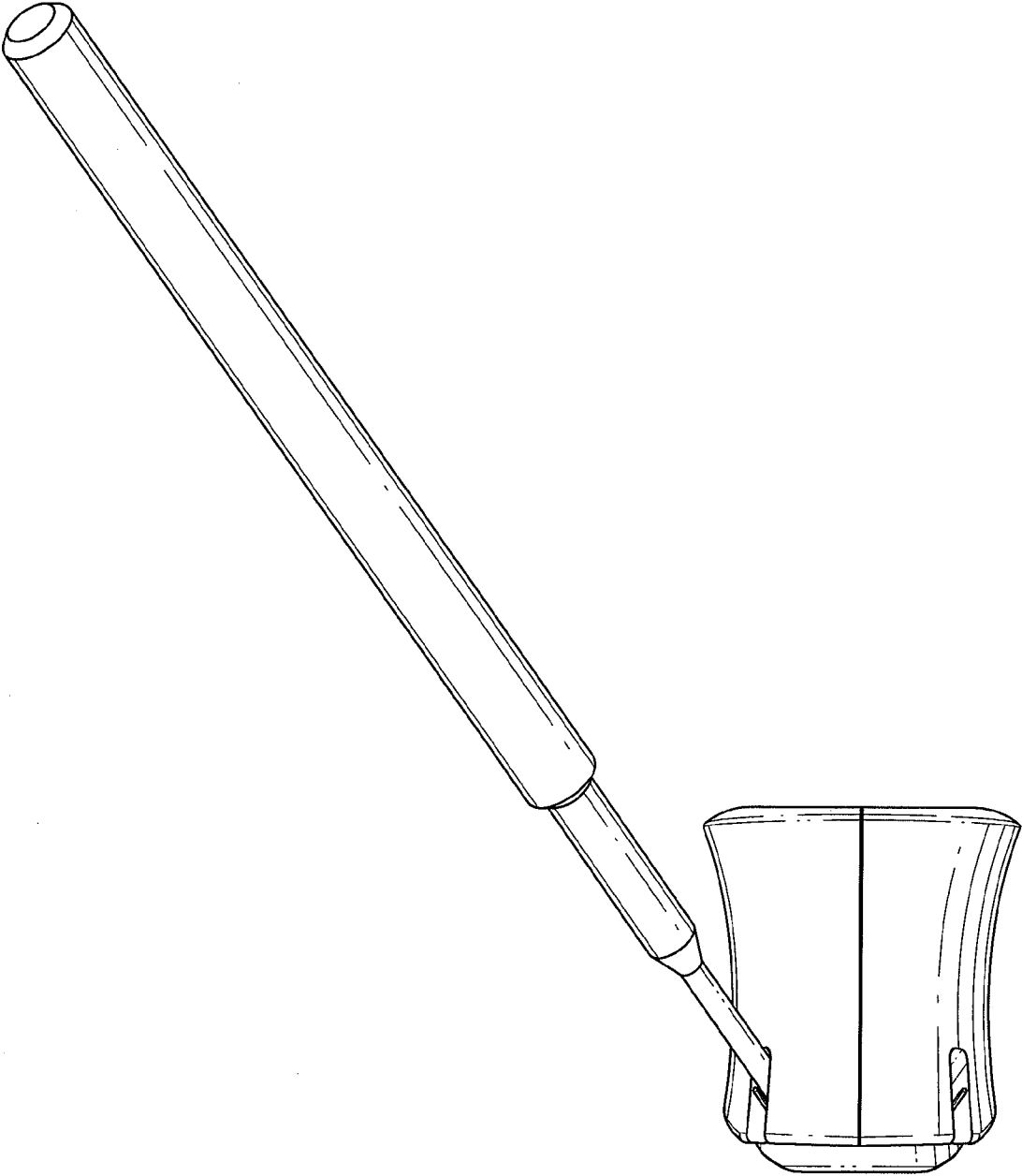
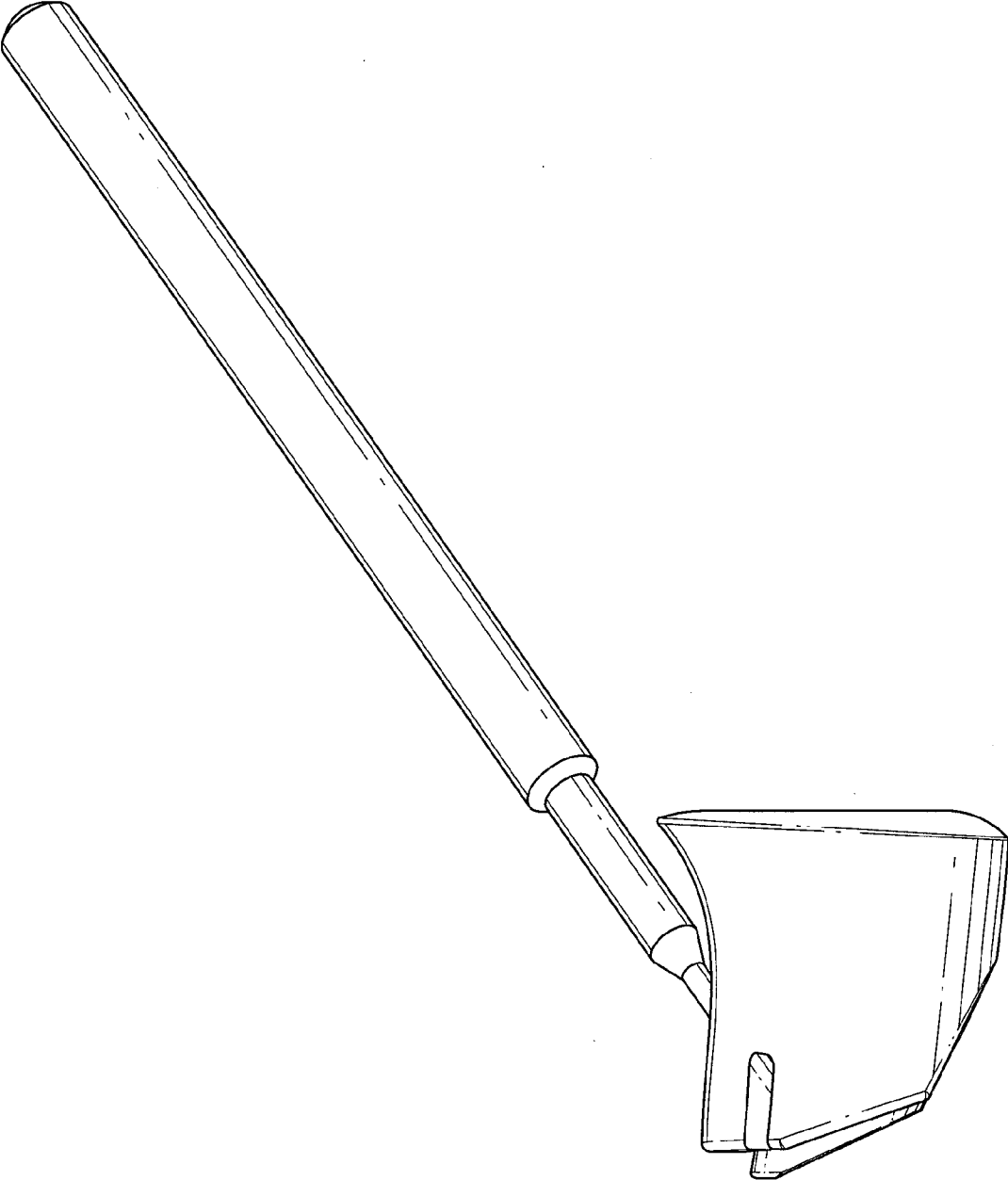


FIG. 4



*FIG. 5*


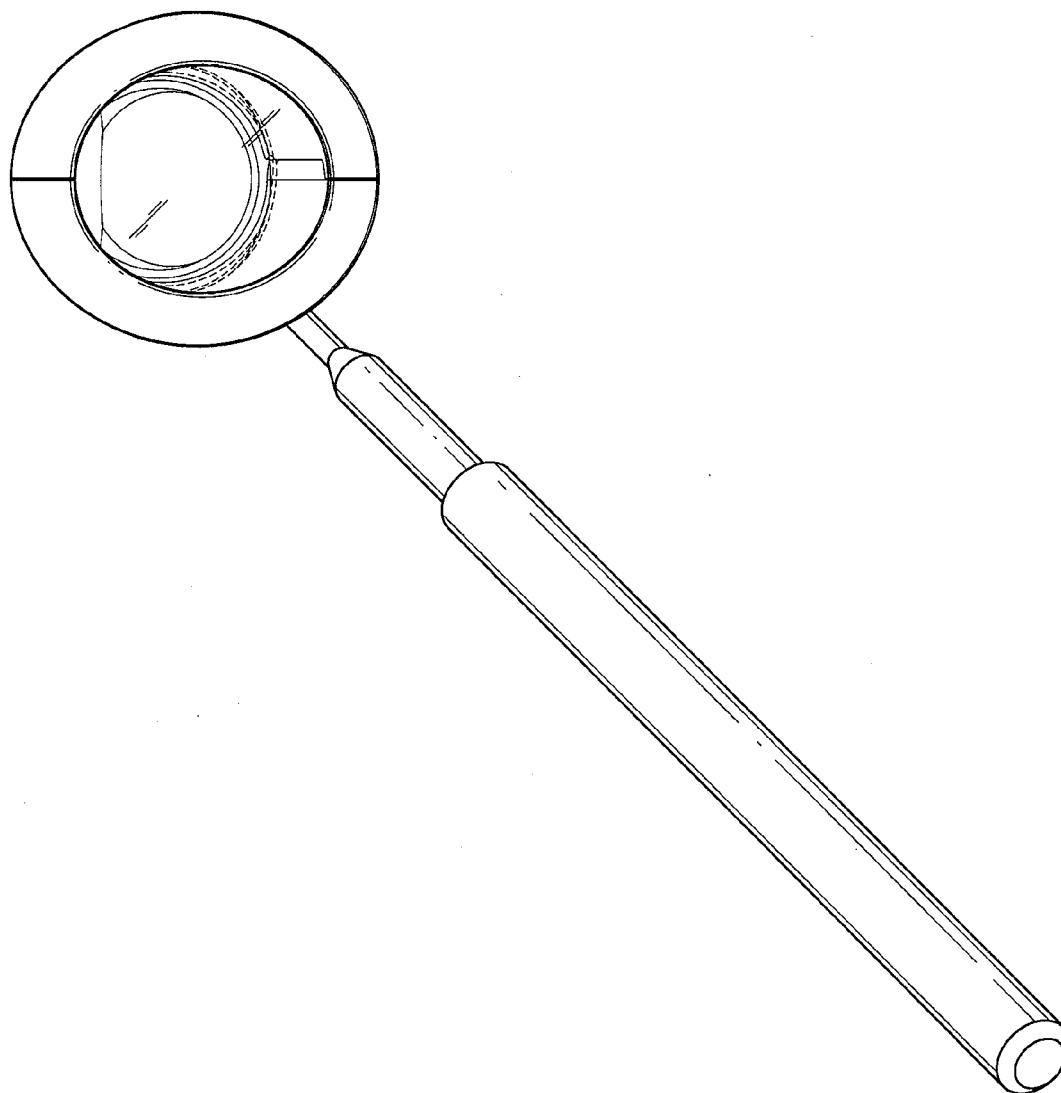


FIG. 6





*FIG. 7*

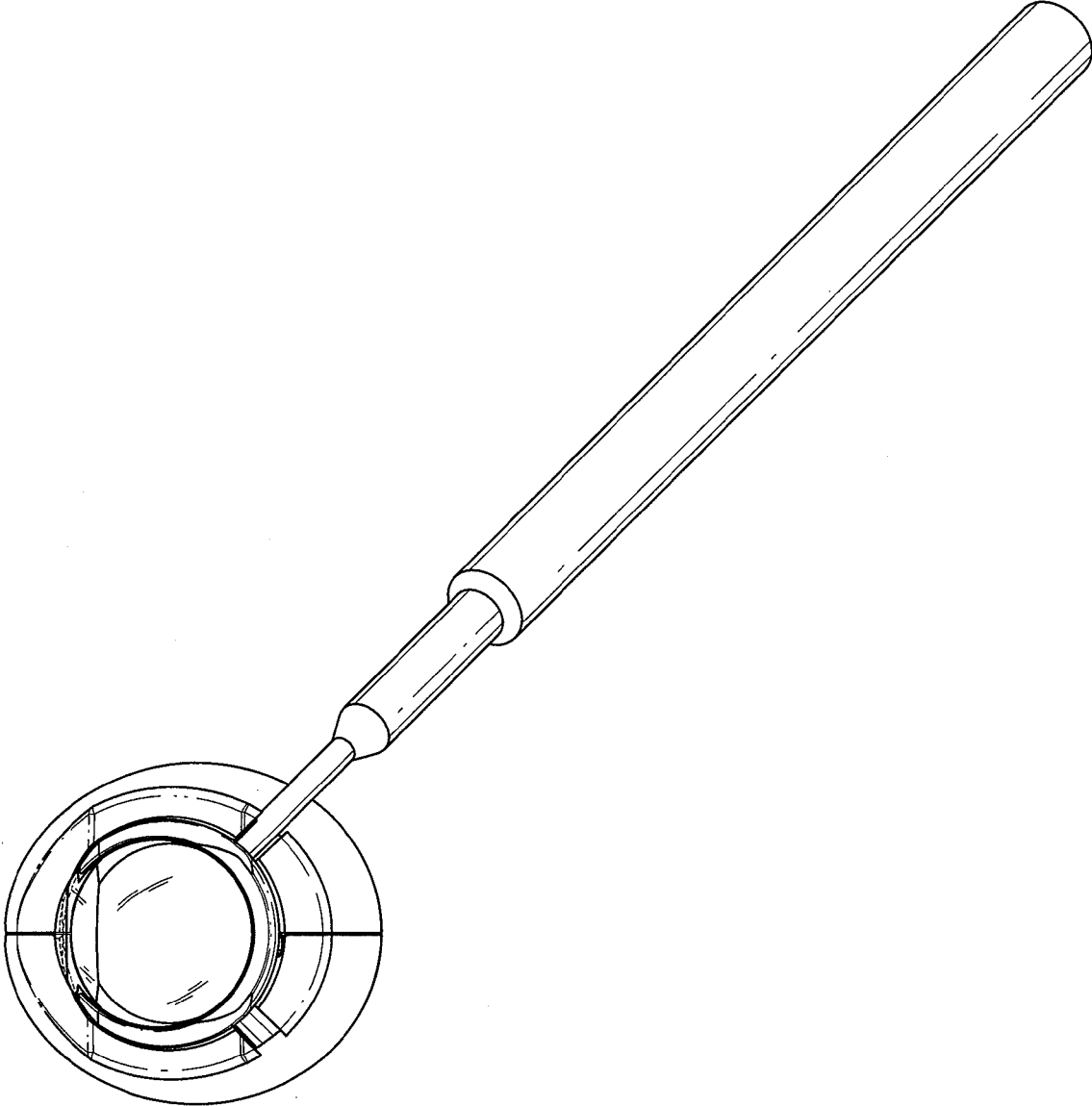


FIG. 8