



US00D360894S

United States Patent [19]

[11] Patent Number: **Des. 360,894**

Volk et al.

[45] Date of Patent: **** Aug. 1, 1995**

[54] **WRITING SURFACE AND ENCLOSURE FOR SUPPLIES**

[75] Inventors: **Robert S. Volk**, Easton, Pa.; **Joseph A. Marino**, Whitehouse Station, N.J.

[73] Assignee: **Binney & Smith Inc.**, Easton, Pa.

[**] Term: **14 Years**

[21] Appl. No.: **26,470**

[22] Filed: **Jul. 28, 1994**

[52] U.S. Cl. **D19/36; D19/52; D19/78; D19/85; D21/59**

[58] **Field of Search** **D19/35, 36, 52, 65, D19/75, 77, 78, 81-85, 86, 99, 100; 434/85, 86, 87, 88, 90, 408, 428, 430, 432; D21/59; 206/214, 224, 371; 211/69.1-69.9**

[56] **References Cited**

U.S. PATENT DOCUMENTS

D. 118,936	2/1940	Guild	D19/89
D. 119,284	3/1940	Rosenberg	D19/78
D. 131,493	3/1942	Norwood	D19/89
D. 154,294	6/1949	Marlow	D19/89 X
D. 201,715	7/1965	Newlin, Jr. et al.	D19/85
D. 228,202	8/1973	Besaucon	D19/86 X
D. 247,441	3/1978	Kroll	D19/36
D. 319,262	8/1991	Brinker et al.	D19/78 X
D. 325,939	5/1992	Kroll	D21/59
D. 333,843	3/1993	Hartmann et al.	D19/78
D. 336,751	6/1993	Mak	D19/35 X
531,065	12/1894	Rubin	206/214 X
1,193,181	8/1916	Peck	206/1.7
4,306,868	12/1981	Hankins	434/85
4,496,510	1/1985	Hanson et al.	264/176 R
4,604,062	8/1986	Woods	434/88

4,807,538	2/1989	Hoffman	108/25
4,836,783	6/1989	Harper	434/87
5,141,438	8/1992	Spector	434/87
5,163,846	11/1992	Lee	434/408
5,203,702	4/1993	Wilson	434/85

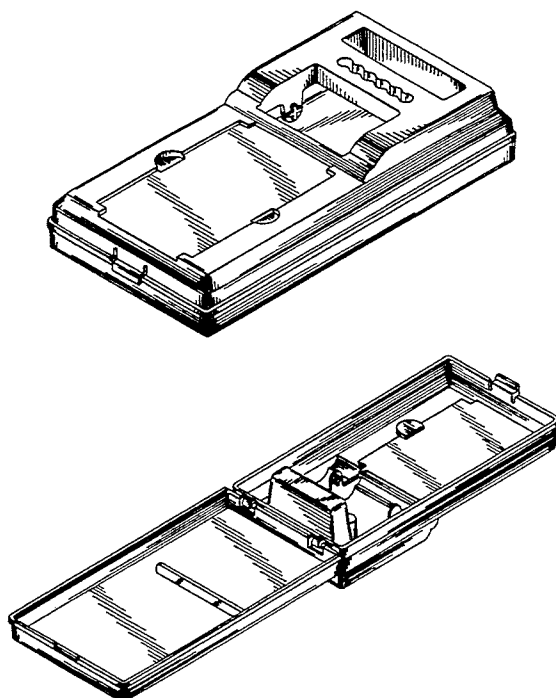
Primary Examiner—Martie Thompson
Attorney, Agent, or Firm—Leydig, Voit & Mayer, Ltd.

[57] **CLAIM**

The ornamental desing for a writing surface and enclosure for supplies, as shown and described.

DESCRIPTION

FIG. 1 is a right front perspective view of the writing surface and enclosure for supplies;
 FIG. 2 is a top plan view thereof;
 FIG. 3 is a left side elevational view thereof;
 FIG. 4 is a right side elevational view thereof;
 FIG. 5 is a front elevational view thereof;
 FIG. 6 is a rear elevational view thereof;
 FIG. 7 is a bottom view thereof;
 FIG. 8 is a right front perspective view thereof shown in the open position;
 FIG. 9 is a right front perspective view of a second embodiment of the writing surface and enclosure for supplies;
 FIG. 10 is a right front perspective view thereof shown with the frame in the open position;
 FIG. 11 is a left side elevational view thereof;
 FIG. 12 is a top plan view thereof;
 FIG. 13 is a right side elevational view thereof;
 FIG. 14 is a front elevational view thereof;
 FIG. 15 is a rear elevational view thereof;
 FIG. 16 is a bottom view thereof; and,
 FIG. 17 is a right front perspective view thereof shown in the open position.



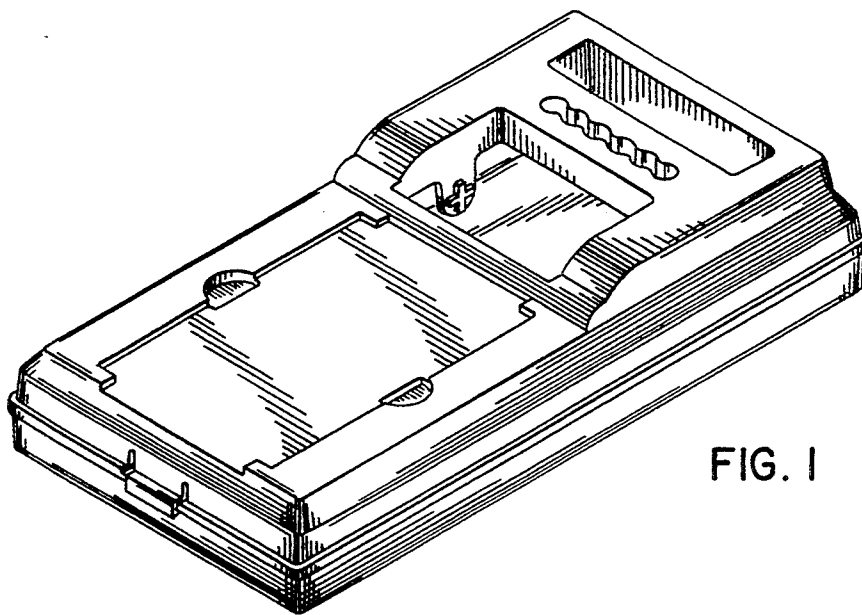


FIG. 1

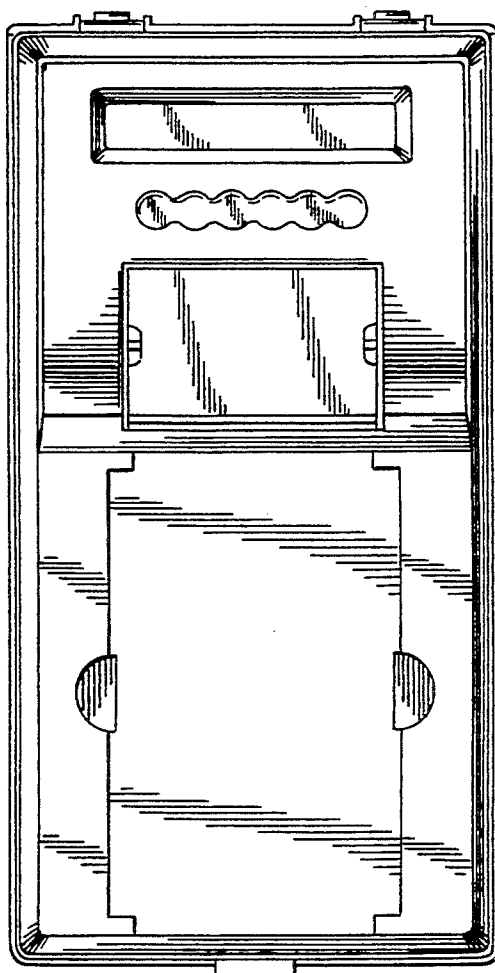


FIG. 2

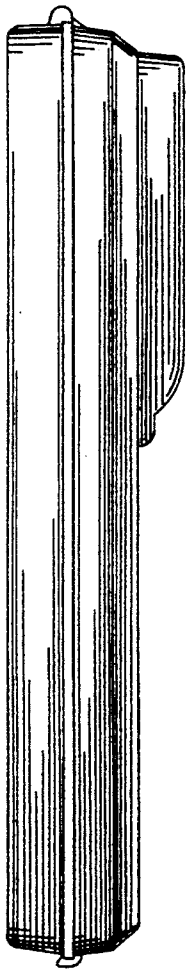


FIG. 3

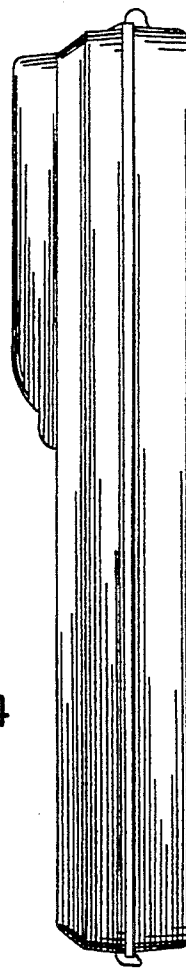


FIG. 4

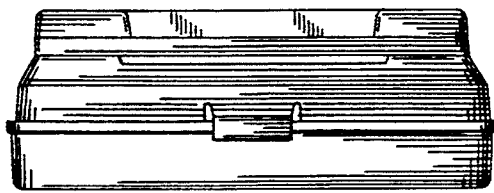


FIG. 5




FIG. 6

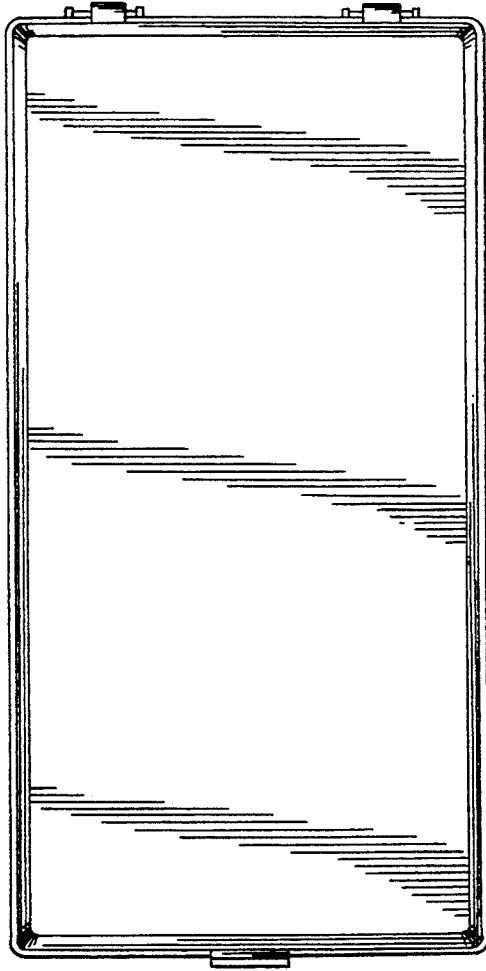


FIG. 7

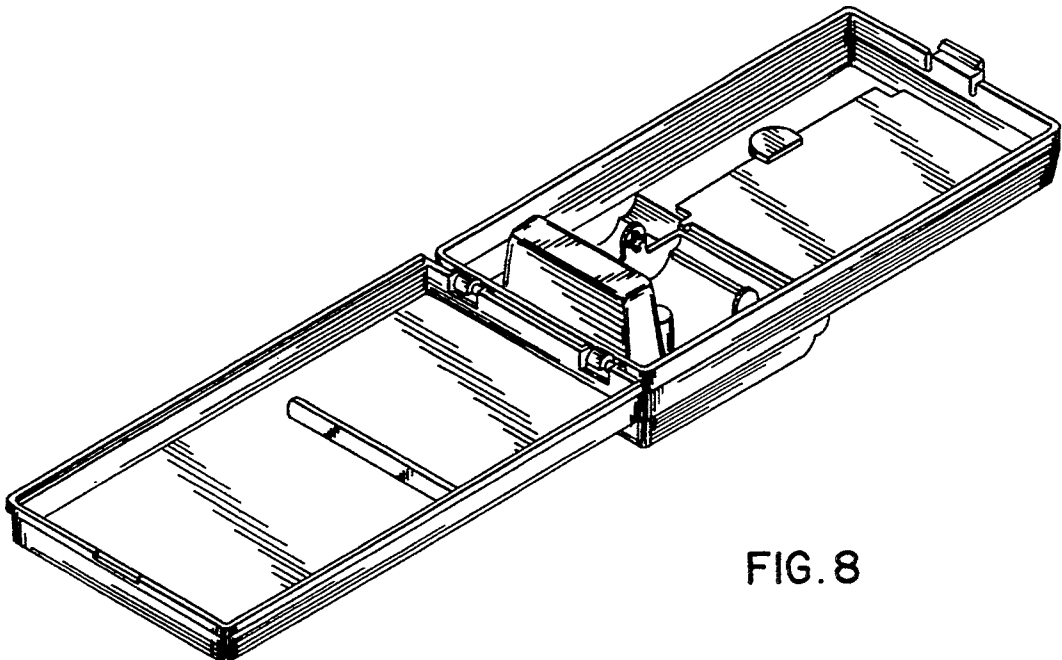


FIG. 8

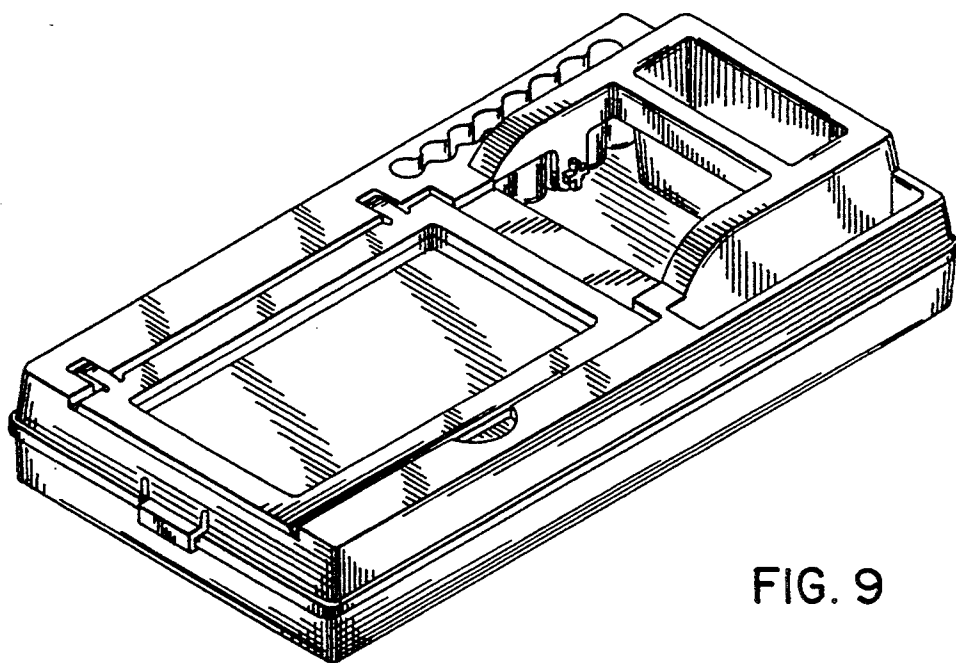


FIG. 9

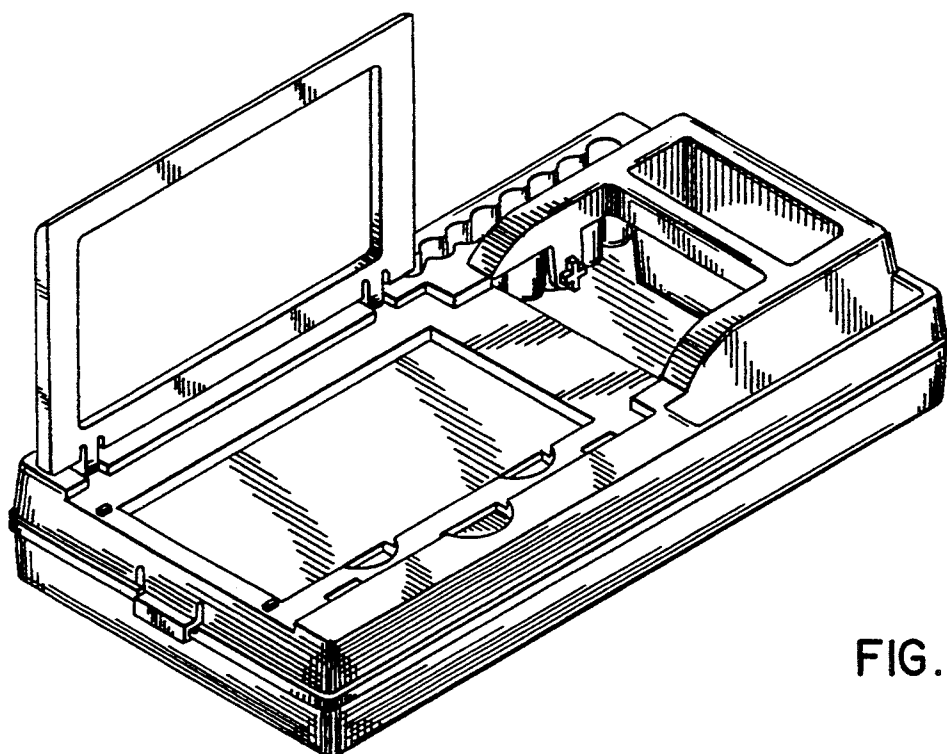


FIG. 10




FIG. 11

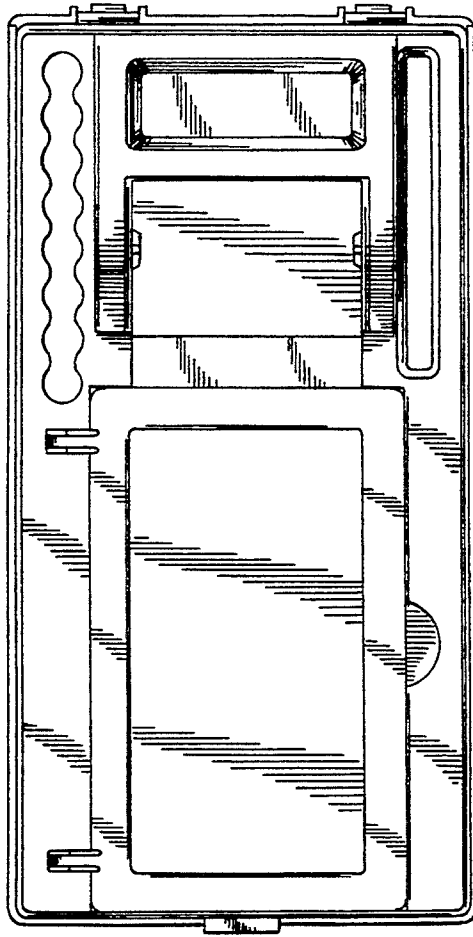


FIG. 12




FIG. 13

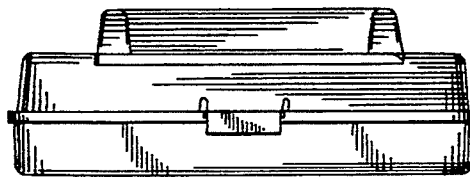


FIG. 14



FIG. 15

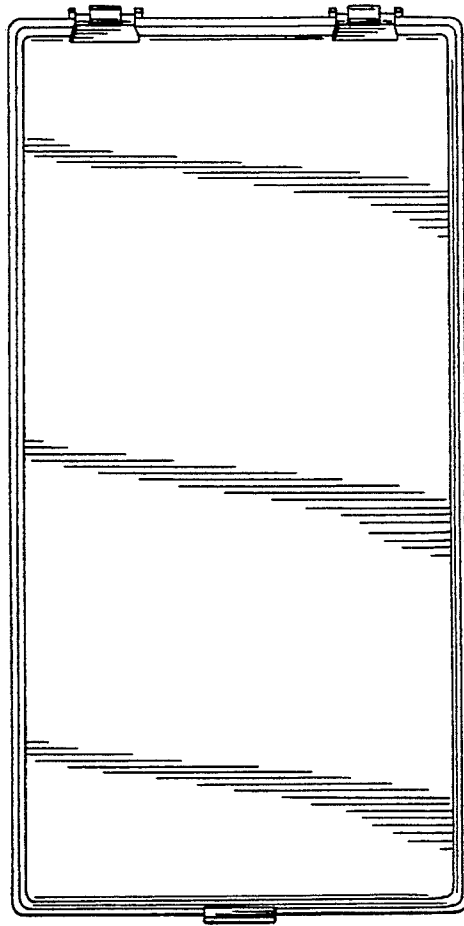


FIG. 16

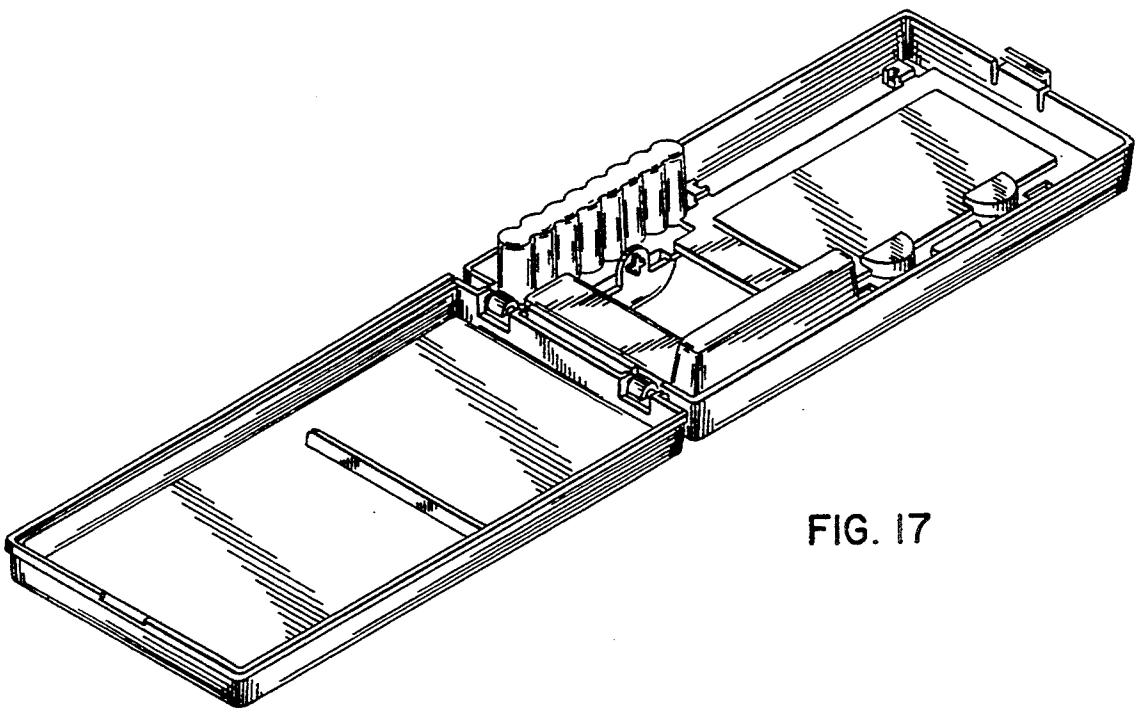


FIG. 17

UNITED STATES PATENT AND TRADEMARK OFFICE
CERTIFICATE OF CORRECTION

PATENT NO. : Des. 360,894
DATED : August 1, 1995
INVENTOR(S) : Robert S. Volk, Joseph A. Marino

It is certified that error appears in the above-identified patent and that said Letters Patent is hereby corrected as shown below:

On the title page item [57], line 1, "desing" should be --design--.

Signed and Sealed this
Third Day of October, 1995

Attest:



BRUCE LEHMAN

Attesting Officer

Commissioner of Patents and Trademarks