

S. D. VOSE.
Heating-Stove.

No. 128,682.

Patented July 2, 1872.

Fig. 1:

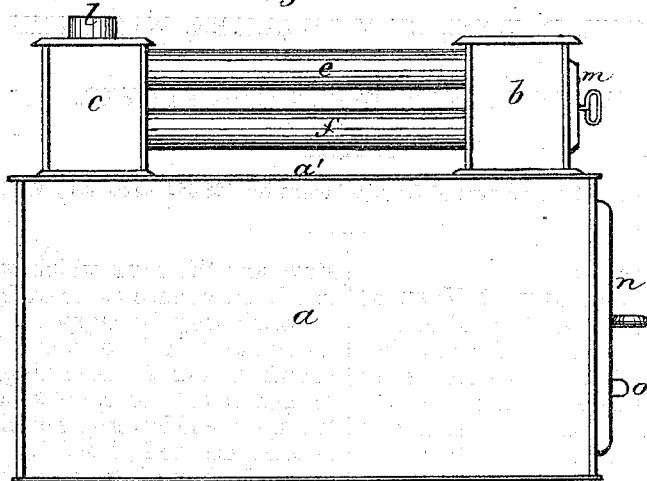


Fig. 2:

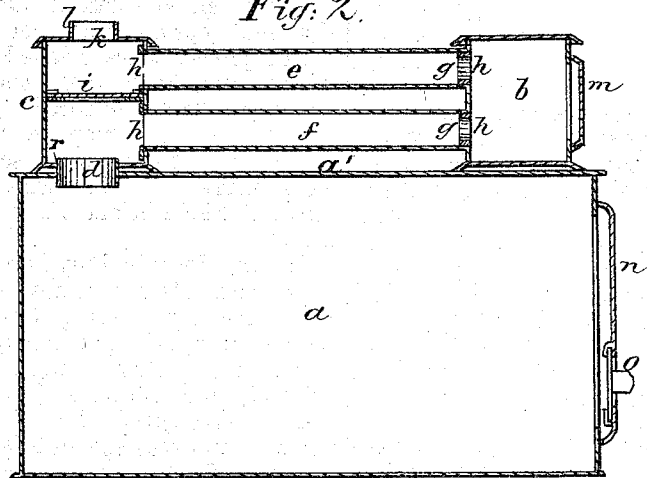
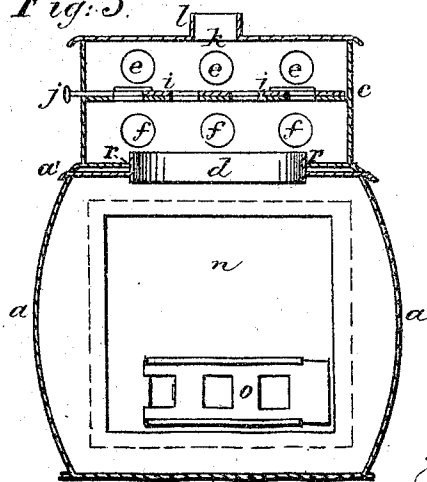


Fig. 3:



Witnesses:

Harry M. Phillips
J. M. Wagner.

Inventor

Samuel D. Vose

by

Johnson, Klauke & Co
his Attorneys.

UNITED STATES PATENT OFFICE.

SAMUEL D. VOSE, OF MILWAUKEE, WISCONSIN.

IMPROVEMENT IN HEATING-STOVES.

Specification forming part of Letters Patent No. 128,682, dated July 2, 1872.

To all whom it may concern:

Be it known that I, SAMUEL D. VOSE, of Milwaukee, in the county of Milwaukee and State of Wisconsin, have invented a new and useful Improvement in Heating-Stoves, of which the following is a specification:

My improvement relates to the common box stove or heater, having no flues, grates, or ash-pits; and my said improvement consists of two boxes, connected by tubes, and located and arranged on each end of the top of an oblong stove, and communicating therewith by the ordinary pipe-hole in the top of the stove; the two boxes being connected so that they can be removed at pleasure from the stove, and requires only to be set on top of the stove, so that one of the boxes will fit over and upon the smoke-pipe collar, and in this way make a very cheap and serviceable heater, with the boxes held in place by the collar of the stove-pipe hole.

In the drawing, Figure 1 represents a side elevation of a heating-stove with my improvement applied thereto. Fig. 2 represents a longitudinal vertical section, and Fig. 3 a vertical cross-section, through the rear part of the stove.

On the top *a* of an oblong box-stove two boxes, *b c*, rest, one at each end of the stove. The box *c* on the rear end has an opening, *r*, in its bottom, which fits over a rim, *d*, in an opening in the top plate, so that there is a free communication between the interior of the

stove and the box *c*, which, with the other top box *b*, are connected to each other by pipes *e f*, which may be slipped over pipe-rims *g*, formed around the openings *h* of the boxes, as shown in Fig. 2. A sliding damper, *i*, is arranged in the box *c*, between the openings of the upper and lower sets of pipes, which damper is opened and closed by a rod, *j*; and the top of the box *c* has an opening, *k*, with a rim, *l*, for the stove-pipe. The box *b* has a door, *m*, by which to clean it out. The stove has the usual door *n* and damper *o*, as shown.

The pipes *e f* are cleaned out through the door *m*, and the damper *i* may be kept free by shaking it back and forth.

The boxes *b c* may be cast or otherwise formed, and the pipes *e f* secured thereto, so as to make one piece, which is set upon the stove and held in place by the stove-pipe collar *d*.

Having described my invention, I claim—

The separate and removable boxes *c b*, with their tubes *e f*, openings *l* and *r*, door *m*, and damper *i*, located and arranged upon the top of an oblong stove, and held in place by the collar *d*, all as shown and described.

The above specification of my improvement in heating-stoves signed this 10th day of February, 1872.

SAML. D. VOSE.

Witnesses:

A. E. H. JOHNSON,
ALEXR. A. C. KLAUCKE.