

(12) PATENT
(19) AUSTRALIAN PATENT OFFICE

(11) Application No. AU 199722098 B2
(10) Patent No. 720458

(54) Title
Substituted biphenyl isoxazole sulfonamides

(51)⁷ International Patent Classification(s)
A61K 031/465 C07D 417/12

(21) Application No: **199722098**

(22) Application Date: **1997.02.20**

(87) WIPO No: **WO97/29748**

(30) Priority Data

(31) Number	(32) Date	(33) Country
08/603975	1996.02.20	US
08/754715	1996.11.21	US
08/799616	1997.02.13	US

(43) Publication Date : **1997.09.02**

(43) Publication Journal Date : **1997.10.30**

(44) Accepted Journal Date : **2000.06.01**

(71) Applicant(s)
Bristol-Myers Squibb Company

(72) Inventor(s)
Natesan Murugesan; Joel C. Barrish; Steven H. Spergel

(74) Agent/Attorney
PHILLIPS ORMONDE and FITZPATRICK, 367 Collins Street, MELBOURNE VIC 3000

OPI DATE 02/09/97 APPLN. ID 22098/97
AOJP DATE 30/10/97 PCT NUMBER PCT/US97/03956



INTERN

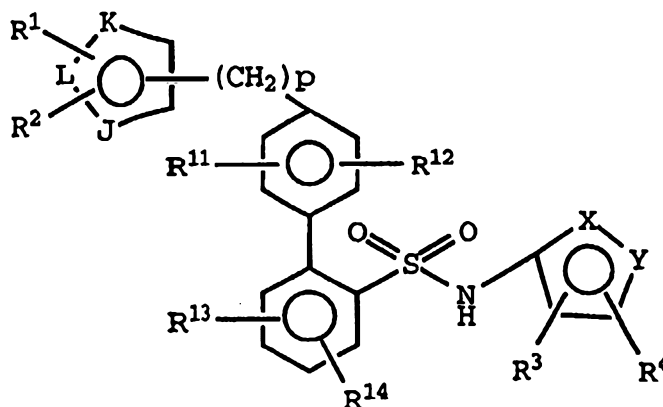
AU9722098

(51) International Patent Classification ⁶ : A61K 31/465, C07D 417/12		A1	(11) International Publication Number: WO 97/29748
			(43) International Publication Date: 21 August 1997 (21.08.97)
(21) International Application Number: PCT/US97/03956		(81) Designated States: AL, AM, AT, AU, AZ, BB, BG, BR, BY, CA, CH, CN, CZ, DE, DK, EE, ES, FI, GB, GE, HU, IL, IS, JP, KE, KG, KP, KR, KZ, LK, LR, LS, LT, LU, LV, MD, MG, MK, MN, MW, MX, NO, NZ, PL, PT, RO, RU, SD, SE, SG, SI, SK, TJ, TM, TR, TT, UA, UG, UZ, VN, ARIPO patent (KE, LS, MW, SD, SZ, UG), Eurasian patent (AM, AZ, BY, KG, KZ, MD, RU, TJ, TM), European patent (AT, BE, CH, DE, DK, ES, FI, FR, GB, GR, IE, IT, LU, MC, NL, PT, SE), OAPI patent (BF, BJ, CF, CG, CI, CM, GA, GN, ML, MR, NE, SN, TD, TG).	
(22) International Filing Date: 20 February 1997 (20.02.97)			
(30) Priority Data: 08/603,975 20 February 1996 (20.02.96) US 08/754,715 21 November 1996 (21.11.96) US 08/799,616 13 February 1997 (13.02.97) US			
(71) Applicant: BRISTOL-MYERS SQUIBB COMPANY [US/US]; P.O. Box 4000, Princeton, NJ 08543-4000 (US).		Published With international search report. Before the expiration of the time limit for amending the claims and to be republished in the event of the receipt of amendments.	
(72) Inventors: MURUGESAN, Natesan; 42 Millbrook Drive, Princeton Junction, NJ 08550 (US). BARRISH, Joel, C.; 46 Heather Valley Road, Holland, PA 18966 (US). SPERGEL, Steven, H.; 1807 Jericho Drive, Warrington, PA 18966 (US).			
(74) Agents: BABAJKO, Suzanne, E. et al.; Bristol-Myers Squibb Company, P.O. Box 4000, Princeton, NJ 08543-4000 (US).			

(54) Title: SUBSTITUTED BIPHENYL ISOXAZOLE SULFONAMIDES

(57) Abstract

Compounds of formula (I) inhibit the activity of endothelin. The symbols are defined as follows: R¹, R², R³ and R⁴ are each directly bonded to a ring carbon and are each independently (a) hydrogen; (b) alkyl, alkenyl, alkynyl, alkoxy, cycloalkyl, cycloalkylalkyl, cycloalkenyl, cycloalkenylalkyl, aryl, aryloxy, aralkyl or aralkoxy, any of which may be substituted with Z¹, Z² and Z³; (c) halo; (d) hydroxyl; (e) cyano; (f) nitro; (g) -C(O)H or -C(O)R⁵; (h) -CO₂H or -CO₂R⁵; (i) -Z⁴-NR⁶R⁷; (j) -Z⁴-N(R¹⁰)-Z⁵-NR⁸R⁹; or (k) R³ and R⁴ together may also be alkylene or alkenylene, either of which may be substituted with Z¹, Z² and Z³, completing a 4- to 8-membered saturated, unsaturated or aromatic ring together with the carbon atoms to which they are attached; and the remaining symbols are as defined in the specification.



SUBSTITUTED BIPHENYL ISOXAZOLE SULFONAMIDES

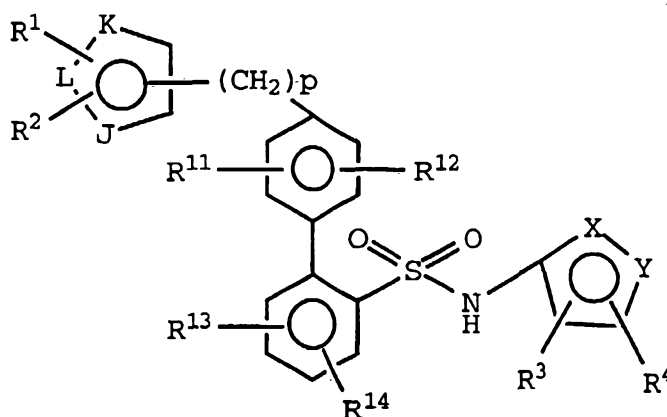
Field of the Invention

This invention relates to endothelin antagonists
 5 useful, inter alia, for the treatment of hypertension.

Brief Description of the Invention

Compounds of the formula

I



10

its enantiomers and diastereomers, and pharmaceutically
 acceptable salts thereof are endothelin receptor
 antagonists useful, inter alia, as antihypertensive agents.
 Throughout this specification, the above symbols are
 15 defined as follows:

one of X and Y is N and the other is O;

R¹, R², R³ and R⁴ are each directly bonded to a ring
 carbon and are each independently

- (a) hydrogen;
- 20 (b) alkyl, alkenyl, alkynyl, alkoxy, cycloalkyl,
 cycloalkylalkyl, cycloalkenyl,
 cycloalkenylalkyl, aryl, aryloxy, aralkyl or
 aralkoxy, any of which may be substituted with
 z¹, z² and z³;
- 25 (c) halo;
- (d) hydroxyl;
- (e) cyano;
- (f) nitro;
- (g) -C(O)H or -C(O)R⁵;
- 30 (h) -CO₂H or -CO₂R⁵;

- (i) $-Z^4-NR^6R^7$;
(j) $-Z^4-N(R^{10})-Z^5-NR^8R^9$; or
(k) R^3 and R^4 together may also be alkylene or alkenylene, either of which may be substituted with Z^1 , Z^2 and Z^3 , completing a 4- to 8-membered saturated, unsaturated or aromatic ring together with the carbon atoms to which they are attached;

R^5 is alkyl, alkenyl, alkynyl, cycloalkyl, cycloalkylalkyl, cycloalkenyl, cycloalkenylalkyl, aryl or aralkyl, any of which may be substituted with Z^1 , Z^2 and Z^3 ;

R^6 , R^7 , R^8 , R^9 and R^{10} are each independently

- (a) hydrogen; or
(b) alkyl, cycloalkyl, cycloalkylalkyl, cycloalkenylalkyl, aryl or aralkyl, any of which may be substituted with Z^1 , Z^2 and Z^3 ; or

R^6 and R^7 together may be alkylene or alkenylene, either of which may be substituted with Z^1 , Z^2 and Z^3 , completing a 3- to 8-membered saturated or unsaturated ring together with the nitrogen atom to which they are attached; or any two of R^8 , R^9 and R^{10} together are alkylene or alkenylene, either of which may be substituted with Z^1 , Z^2 and Z^3 , completing a 3- to 8-membered saturated or unsaturated ring together with the atoms to which they are attached;

R^{11} , R^{12} , R^{13} and R^{14} are each independently

- (a) hydrogen;
(b) alkyl, alkenyl, alkynyl, alkoxy, cycloalkyl, cycloalkylalkyl, cycloalkenyl, cycloalkenylalkyl, aryl, aryloxy, aralkyl or aralkoxy, any of which may be substituted with Z^1 , Z^2 and Z^3 ,
(c) heterocycle, substituted heterocycle or heterocycloxy;
(d) halo;
(e) hydroxyl;

- (f) cyano;
- (g) nitro;
- (h) $-C(O)H$ or $-C(O)R^5$;
- (i) $-CO_2H$ or $-CO_2R^5$;
- 5 (j) $-SH$, $-S(O)_nR^5$, $-S(O)_m-OH$, $-S(O)_m-OR^5$,
 $-O-S(O)_m-OR^5$, $-O-S(O)_mOH$ or
 $-O-S(O)_m-OR^5$;
- (k) $-Z^4-NR^6R^7$; or
- (l) $-Z^4-N(R^{10})-Z^5-NR^8R^9$;
- 10 Z^1 , Z^2 and Z^3 are each independently
- (a) hydrogen;
- (b) halo;
- (c) hydroxy;
- (d) alkyl;
- 15 (e) alkenyl;
- (f) aryl;
- (g) aralkyl;
- (h) alkoxy;
- (i) aryloxy;
- 20 (j) aralkoxy;
- (k) heterocycle, substituted heterocycle or
heterocyclooxy;
- (l) $-SH$, $-S(O)_nZ^6$, $-S(O)_m-OH$, $-S(O)_m-OZ^6$,
 $-O-S(O)_m-Z^6$, $-O-S(O)_mOH$ or $-O-S(O)_m-OZ^6$;
- 25 (m) oxo;
- (n) nitro;
- (o) cyano;
- (p) $-C(O)H$ or $-C(O)Z^6$;
- (q) $-CO_2H$ or $-CO_2Z^6$;
- 30 (r) $-Z^4-NZ^7Z^8$;
- (s) $-Z^4-N(Z^{11})-Z^5-H$;
- (t) $-Z^4-N(Z^{11})-Z^5-Z^6$; or
- (u) $-Z^4-N(Z^{11})-Z^5-NZ^7Z^8$;
- Z^4 and Z^5 are each independently
- 35 (a) a single bond;
- (b) $-Z^9-S(O)_n-Z^{10}-$;
- (c) $-Z^9-C(O)-Z^{10}-$;

- (d) $-Z^9-C(S)-Z^{10}-$;
- (e) $-Z^9-O-Z^{10}-$;
- (f) $-Z^9-S-Z^{10}-$;
- (g) $-Z^9-O-C(O)-Z^{10}-$; or
- 5 (h) $-Z^9-C(O)-O-Z^{10}-$;

Z^6 is alkyl; alkyl substituted with one to three groups selected from halogen, aryl, aryloxy and alkoxy; alkenyl; alkynyl; cycloalkyl; cycloalkyl substituted with one to three groups selected from alkyl, aryl, alkenyl and alkoxyaryl; cycloalkyl to which is fused a benzene ring; 10 aryloxy substituted with one or two halogens; cycloalkylalkyl; cycloalkenyl; cycloalkenylalkyl; aryl; aryl substituted with methylenedioxy or one to four groups selected from alkyl, dialkylamino, cyano, halogen, trihaloalkyl, alkoxy, trihaloalkoxy, dialkylaminocarbonyl, 15 alkylcarbonylamino, arylalkoxy, aryloxyalkyl, alkylaryloxyalkyl and heterocycle; or heterocycle or substituted heterocycle;

Z^7 and Z^8 are each independently hydrogen, alkyl, 20 cycloalkyl, cycloalkylalkyl, cycloalkenylalkyl, aryl or aralkyl, or Z^7 and Z^8 together are alkylene or alkenylene, completing a 3- to 8-membered saturated or unsaturated ring together with the nitrogen atom to which they are attached;

Z^9 and Z^{10} are each independently a single bond, 25 alkylene, alkenylene or alkynylene;

Z^{11} is

- (a) hydrogen; or
 - (b) alkyl, alkyl substituted with one, two or three halogens, cycloalkyl, cycloalkylalkyl, 30 cycloalkenylalkyl, aryl or aralkyl;
- or any two of Z^7 , Z^8 and Z^{11} together are alkylene or alkenylene, completing a 3- to 8-membered saturated or unsaturated ring together with the atoms to which they are attached;

35 J is O, S, N or NR^{15} ;

K and L are N or C, provided that at least one of K or L is C;

R¹⁵ is hydrogen, alkyl, hydroxyethoxy methyl or methoxyethoxy methyl;

each m is independently 1 or 2;

each n is independently 0, 1 or 2; and

5 p is 0 or an integer from 1 to 2.

For compound I, it is preferred that at least one, or most preferably all, of the substituent groups are as follows:

10 R¹ and R² are each independently hydrogen, alkyl, alkoxy, aryl, hydroxyalkyl, -CO₂R⁵ or -Z⁴-NR⁶R⁷;

R³ and R⁴ are each independently alkyl; and

R¹¹, R¹², R¹³ and R¹⁴ are each independently hydrogen, hydroxy, amino, heterocyclo, alkenyl, alkoxy, carboxamide
15 or substituted lower alkyl.

Most preferred compounds are those wherein at least one, or most preferably all, of the substituent groups are as follows:

R¹ and R² are each independently lower alkyl or
20 hydrogen;

R³ and R⁴ are each independently lower alkyl, especially methyl; and

R¹², R¹³ and R¹⁴ are hydrogen and R¹¹ is hydrogen, hydroxy, amino, heterocyclo, alkenyl, alkoxy, carboxamide
25 or substituted lower alkyl.

Compounds of interest include those, *inter alia*, wherein at least one of (i) to (iv) applies: (i) at least one of R¹¹, R¹², R¹³ or R¹⁴ (preferably R¹¹) is heterocycle, substituted heterocycle or heterocyclooxy;
30 (ii) at least one of Z¹, Z² or Z³ is aryl, heterocycle, substituted heterocycle or heterocyclooxy; (iii) Z⁶ is alkyl substituted with one to three groups selected from halogen, aryl, aryloxy and alkoxy, wherein at least one substituent is other than aryl; alkyl substituted with two
35 or three aryl groups; cycloalkyl substituted with one to three groups selected from alkyl, aryl, alkenyl and alkoxyaryl; cycloalkyl to which is fused a benzene ring;

aryloxy substituted with one or two halogens; aryl substituted with methylenedioxy; aryl substituted with one to four groups selected from alkyl, dialkylamino, cyano, halogen, trihaloalkyl, alkoxy, trihaloalkoxy, 5 dialkylaminocarbonyl, alkylcarbonylamino, arylalkoxy, aryloxyalkyl, alkylaryloxyalkyl and heterocycle; or heterocycle or substituted heterocycle; or (iv) Z¹¹ is alkyl substituted with one, two or three halogens. Especially of interest are compounds where (i) applies, or 10 where at least one of the groups recited in (ii) to (iv) (Z¹, Z², Z³, Z⁶ or Z¹¹) forms part of a group R¹¹ (e.g., is or forms part of the substituent of a substituted alkyl group which is R¹¹).

Particularly preferred compounds include those of the 15 Examples of the present specification.

Detailed Description of the Invention

Listed below are definitions of terms used in this specification. These definitions apply to the terms as 20 used throughout this specification, individually or as part of another group, unless otherwise limited in specific instances.

The term "alkyl" or "alk-" refers to straight or branched chain hydrocarbon groups having 1 to 10 carbon 25 atoms, preferably 1 to 7 carbon atoms. The expression "lower alkyl" refers to alkyl groups of 1 to 4 carbon atoms.

The term "alkoxy" refers to alkyl-O-.

The term "aryl" or "ar-" refers to phenyl, naphthyl 30 and biphenyl.

The term "alkenyl" refers to straight or branched chain hydrocarbon groups of 2 to 10 carbon atoms having at least one double bond. Groups of two to four carbon atoms are preferred.

35 The term "alkynyl" refers to straight or branched chain groups of 2 to 10 carbon atoms having at least one

triple bond. Groups of two to four carbon atoms are preferred.

The term "alkylene" refers to a straight chain bridge of 1 to 5 carbon atoms connected by single bonds (e.g., -
5 (CH₂)_x- wherein x is 1 to 5), which may be substituted with 1 to 3 lower alkyl groups.

The term "alkenylene" refers to a straight chain bridge of 2 to 5 carbon atoms having one or two double bonds that is connected by single bonds and may be
10 substituted with 1 to 3 lower alkyl groups. Exemplary alkenylene groups are -CH=CH-CH=CH-, -CH₂-CH=CH-, -CH₂-CH=CH-CH₂-, -C(CH₃)₂CH=CH- and -CH(C₂H₅)-CH=CH-.

The term "alkynylene" refers to a straight chain bridge of 2 to 5 carbon atoms that has a triple bond
15 therein, is connected by single bonds, and may be substituted with 1 to 3 lower alkyl groups. Exemplary alkynylene groups are -C≡C-, -CH₂-C≡C-, -CH(CH₃)-C≡C- and -C≡C-CH(C₂H₅)CH₂-.

The term "alkanoyl" refers to groups of the formula
20 -C(O)alkyl.

The terms "cycloalkyl" and "cycloalkenyl" refer to cyclic hydrocarbon groups of 3 to 8 carbon atoms.

The term "hydroxyalkyl" refers to an alkyl group including one or more hydroxy radicals such as -CH₂CH₂OH, -
25 CH₂CH₂OHCH₂OH, -CH(CH₂OH)₂ and the like.

The terms "halogen" and "halo" refer to fluorine, chlorine, bromine and iodine.

The terms "heterocycle", "heterocyclic" and "heterocyclo" refer to an optionally substituted, fully
30 saturated or unsaturated, aromatic or nonaromatic cyclic group, for example, which is a 4 to 7 membered monocyclic, 7 to 11 membered bicyclic, or 10 to 15 membered tricyclic ring system, which has at least one heteroatom in at least one carbon atom-containing ring. Each ring of the
35 heterocyclic group containing a heteroatom may have 1, 2, 3 or 4 heteroatoms selected from nitrogen atoms, oxygen atoms or sulfur atoms, where the nitrogen and sulfur heteroatoms

may optionally be oxidized and the nitrogen heteroatoms may optionally be quaternized. The heterocyclic group may be attached at any heteroatom or carbon atom.

Exemplary monocyclic heterocyclic groups include

5 pyrrolidinyl, pyrrolyl, pyrazolyl, oxetanyl, pyrazolinyl
imidazolyl, imidazolinyl, imidazolidinyl, oxazolyl,
oxazolidinyl, isoxazolinyl, isoxazolyl, thiazolyl,
thiadiazolyl, thiazolidinyl, isothiazolyl,
isothiazolidinyl, furyl, tetrahydrofuryl, thienyl,
10 oxadiazolyl, piperidinyl, piperazinyl, 2-oxopiperazinyl,
2-oxopiperidinyl, 2-oxopyrrolodinyll, 2-oxoazepinyl,
azepinyl, 4-piperidonyl, pyridyl, pyrazinyl, pyrimidinyl,
pyridazinyl, tetrahydropyranyl, morpholinyl,
thiamorpholinyl, thiamorpholinyl sulfoxide, thiamorpholinyl
15 sulfone, 1,3-dioxolane, tetrahydro-1,1-dioxothienyl,
thiadiazolyl, dihydrothiazolyl, tetrazolyl, and triazolyl,
and the like.

Exemplary bicyclic heterocyclic groups include

indolyl, benzothiazolyl, benzoxazolyl, benzothienyl,
20 quinuclidinyl, quinolinyl, tetra-hydroisoquinolinyl,
isoquinolinyl, benzimidazolyl, benzopyranyl, indolizinyll,
benzofuryl, chromonyl, coumarinyl, benzopyranyl,
cinnolinyl, quinoxalinyll, indazolyl, pyrrolopyridyl,
furopyridinyl (such as furo[2,3-c]pyridinyl,
25 furo[3,2-b]pyridinyl] or furo[2,3-b]pyridinyl),
dihydroisoindolyl, dihydroquinazolinyl (such as
3,4-dihydro-4-
oxo-quinazolinyl), tetrahydroquinolinyl, pyrazolopyridyl,
dihydrobenzoxazolyl, benzotriazolyl, triazolopyridinyl,
30 pyridooxazinyl, and azabenzimidazolyl, and the like.

Exemplary tricyclic heterocyclic groups include
carbazolyl, benzydolyl, phenanthrolinyl, acridinyl,
phenanthridinyl, xanthenyl and the like.

The expression "substituted heterocycle" refers to a
35 heterocycle substituted with 1, 2 or 3 of the following:

- (a) alkyl, especially lower alkyl, or
haloalkyl (including alkyl

substituted with one or more
halogens);

- (b) hydroxy (or protected hydroxy);
- (c) halo;
- 5 (d) oxo (i.e. = O);
- (e) amino, alkylamino or dialkylamino;
- (f) alkoxy;
- (g) carbocyclo, such as cycloalkyl;
- (h) carboxy;
- 10 (i) heterocyclooxy;
- (j) alkoxycarbonyl, such as unsubstituted
lower alkoxycarbonyl;
- (k) carbamyl, alkylcarbamyl or
dialkylcarbamyl;
- 15 (l) mercapto;
- (m) nitro;
- (n) cyano;
- (o) carboalkoxy;
- (p) sulfonamido, sulfonamidoalkyl or
20 sulfonamidodialkyl;
- (q)
$$\begin{array}{c} \text{R}^5 - \text{C} - \text{N} - \\ \parallel \quad | \\ \text{O} \quad \text{R}^6 \end{array} ;$$
- (r)
$$\begin{array}{c} \text{R}^5 - \text{SO}_2 - \text{N} - \\ | \\ \text{R}^6 \end{array} ;$$
- 25 (s) aryl;
- (t) alkylcarbonyloxy;
- (u) arylcarbonyloxy;
- (v) arylthio;
- (w) aryloxy;
- 30 (x) alkylthio;
- (y) formyl;
- (z) arylalkyl;
- (a') aryl substituted with at least one alkyl,
cycloalkyl, alkoxy, hydroxy, amino,

alkylamino, dialkylamino, halo or trihaloalkyl;

(b') a further heterocycle or substituted heterocycle as defined herein, especially bonded
5 by a single bond to said heterocycle;

(c') alkylcarbonyl; or

(d') =S.

The term "heterocyclooxy" denotes a heterocyclic group
10 bonded through an oxygen bridge.

Throughout the specification, groups and substituents thereof are chosen to provide stable moieties and compounds.

The compounds of formula I form salts which are also
15 within the scope of this invention. Pharmaceutically acceptable (i.e., non-toxic, physiologically acceptable) salts are preferred, although other salts are also useful, e.g., in isolating or purifying the compounds of this invention.

20 The compounds of formula I may form salts with alkali metals such as sodium, potassium and lithium, with alkaline earth metals such as calcium and magnesium, with organic bases such as dicyclohexylamine, t-butyl amine, benzathine, N-methyl-D-glucamide and hydrabamine, and with amino acids
25 such as arginine, lysine and the like. Such salts may be obtained by reacting compound I with the desired ion in a medium in which the salt precipitates or in an aqueous medium followed by lyophilization.

When the R¹ to R⁴ or R¹¹ to R¹⁴ substituents comprise
30 a basic moiety, such as amino or substituted amino, compound I may form salts with a variety of organic and inorganic acids. Such salts include those formed with hydrochloric acid, hydrogen bromide, methanesulfonic acid, sulfuric acid, acetic acid, maleic acid, benzenesulfonate,
35 toluenesulfonate and various other sulfonates, nitrates, phosphates, borates, acetates, tartrates, maleates, citrates, succinates, benzoates, ascorbates, salicylates

and the like. Such salts may be formed by reacting compound I in an equivalent amount of the acid in a medium in which the salt precipitates or in an aqueous medium followed by lyophilization.

- 5 In addition, when the R¹ to R⁴ or R¹¹ to R¹⁴ substituents comprise a basic moiety such as amino, zwitterions ("inner salts") may be formed.

- Certain of the R¹ to R⁴ and R¹¹ to R¹⁴ substituents of compound I may contain asymmetric carbon atoms. Such
10 compounds of formula I may exist, therefore, in enantiomeric and diastereomeric forms and in racemic mixtures thereof. All are within the scope of this invention. Additionally, compound I may exist as enantiomers even in the absence of asymmetric carbons. All
15 such enantiomers are within the scope of this invention.

- The compounds of formula I are antagonists of ET-1, ET-2 and/or ET-3 and are useful in treatment of conditions associated with increased ET levels (e.g., dialysis, trauma and surgery) and of all endothelin-dependent disorders.
20 They are thus useful as antihypertensive agents. By the administration of a composition having one (or a combination) of the compounds of this invention, the blood pressure of a hypertensive mammalian (e.g., human) host is reduced. They are also useful in pregnancy-induced
25 hypertension and coma (preeclampsia and eclampsia), acute portal hypertension and hypertension secondary to treatment with erythropoietin.

- The compounds of the present invention are also useful in the treatment of disorders related to renal, glomerular
30 and mesangial cell function, including acute and chronic renal failure, glomerular injury, renal damage secondary to old age or related to dialysis, nephrosclerosis (especially hypertensive nephrosclerosis), nephrotoxicity (including nephrotoxicity related to imaging and contrast agents and
35 to cyclosporine), renal ischemia, primary vesicoureteral reflux, glomerulosclerosis and the like. The compounds of

this invention may also be useful in the treatment of disorders related to paracrine and endocrine function.

The compounds of the present invention are also useful in the treatment of endotoxemia or endotoxin shock as well
5 as hemorrhagic shock.

The compounds of the present invention are also useful in hypoxic and ischemic disease and as anti-ischemic agents for the treatment of, for example, cardiac, renal and cerebral ischemia and reperfusion (such as that occurring
10 following cardiopulmonary bypass surgery), coronary and cerebral vasospasm, and the like.

In addition, the compounds of this invention may also be useful as anti-arrhythmic agents; anti-anginal agents; anti-fibrillatory agents; anti-asthmatic agents; anti-
15 atherosclerotic and anti-arteriosclerotic agents; additives to cardioplegic solutions for cardiopulmonary bypasses; adjuncts to thrombolytic therapy; and anti-diarrheal agents. The compounds of this invention may be useful in therapy for myocardial infarction; therapy for peripheral
20 vascular disease (e.g., Raynaud's disease and Takayashu's disease); treatment of cardiac hypertrophy (e.g., hypertrophic cardiomyopathy); treatment of primary pulmonary hypertension (e.g., plexogenic, embolic) in adults and in the newborn and pulmonary hypertension
25 secondary to heart failure, radiation and chemotherapeutic injury, or other trauma; treatment of central nervous system vascular disorders, such as stroke, migraine and subarachnoid hemorrhage; treatment of central nervous system behavioral disorders; treatment of gastrointestinal
30 diseases such as ulcerative colitis, Crohn's disease, gastric mucosal damage, ulcer and ischemic bowel disease; treatment of gall bladder or bile duct-based diseases such as cholangitis; treatment of pancreatitis; regulation of cell growth; treatment of benign prostatic hypertrophy;
35 restenosis following angioplasty or following any procedures including transplantation; therapy for congestive heart failure including inhibition of fibrosis;

inhibition of left ventricular dilatation, remodeling and dysfunction; and treatment of hepatotoxicity and sudden death. The compounds of this invention may be useful in the treatment of sickle cell disease including the
5 initiation and/or evolution of the pain crises of this disease; treatment of the deleterious consequences of ET-producing tumors such as hypertension resulting from hemangiopericytoma; treatment of early and advanced liver disease and injury including attendant complications (e.g.,
10 hepatotoxicity, fibrosis and cirrhosis); treatment of spastic diseases of the urinary tract and/or bladder; treatment of hepatorenal syndrome; treatment of immunological diseases involving vasculitis such as lupus, systemic sclerosis, mixed cryoglobulinemia; and treatment
15 of fibrosis associated with renal dysfunction and hepatotoxicity. The compounds of this invention may be useful in therapy for metabolic and neurological disorders; cancer; insulin-dependent and non insulin-dependent diabetes mellitus; neuropathy; retinopathy; maternal
20 respiratory distress syndrome; dysmenorrhea; epilepsy; hemorrhagic and ischemic stroke; bone remodeling; psoriasis; and chronic inflammatory diseases such as rheumatoid arthritis, osteoarthritis, sarcoidosis and eczematous dermatitis (all types of dermatitis).

25 The compounds of this invention can also be formulated in combination with endothelin converting enzyme (ECE) inhibitors, such as phosphoramidon; thromboxane receptor antagonists; potassium channel openers; thrombin inhibitors (e.g., hirudin and the like); growth factor inhibitors such
30 as modulators of PDGF activity; platelet activating factor (PAF) antagonists; angiotensin II (AII) receptor antagonists; renin inhibitors; angiotensin converting enzyme (ACE) inhibitors such as captopril, zofenopril, fosinopril, ceranapril, alacepril, enalapril, delapril,
35 pentopril, quinapril, ramipril, lisinopril and salts of such compounds; neutral endopeptidase (NEP) inhibitors; dual NEP-ACE inhibitors; HMG CoA reductase inhibitors such

as pravastatin and mevacor; squalene synthetase inhibitors; bile acid sequestrants such as questran; calcium channel blockers; potassium channel activators; beta-adrenergic agents; antiarrhythmic agents; diuretics, such as
5 chlorothiazide, hydrochlorothiazide, flumethiazide, hydroflumethiazide, bendroflumethiazide, methylchlorothiazide, trichloromethiazide, polythiazide or benzothiazide as well as ethacrynic acid, tricrynafene, chlorthalidone, furosemide, musolimine, bumetanide,
10 triamterene, amiloride and spironolactone and salts of such compounds; cardiac glycosides such as digoxin, or other agents suitable for the treatment of congestive heart failure; and thrombolytic agents such as tissue plasminogen activator (tPA), recombinant tPA, streptokinase, urokinase,
15 prourokinase and anisoylated plasminogen streptokinase activator complex (APSAC). If formulated as a fixed dose, such combination products preferably employ the compounds of this invention within the dosage range described below and the other pharmaceutically active agent within its
20 approved dosage range. The compounds of this invention may also be formulated with, or useful in conjunction with, antifungal and immunosuppressive agents such as amphotericin B, cyclosporins and the like to counteract the glomerular contraction and nephrotoxicity secondary to such
25 compounds. The compounds of this invention may also be used in conjunction with hemodialysis.

The compounds of the invention can be administered in any suitable manner such as orally or parenterally to various mammalian species known to be subject to such
30 maladies, e.g., humans, in an effective amount within the dosage range of about 0.1 to about 100 mg/kg, preferably about 0.2 to about 50 mg/kg and more preferably about 0.5 to about 25 mg/kg (or from about 1 to about 2500 mg, preferably from about 5 to about 2000 mg) in single or 2 to
35 4 divided daily doses.

The active substance can be utilized in a composition such as tablet, capsule, solution or suspension containing,

e.g., about 5 to about 500 mg per unit dosage of a compound or mixture of compounds of formula I or in topical form for wound healing (such as 0.01 to 5% by weight compound of formula I, 1 to 5 treatments per day). They may be
5 compounded in a conventional manner with a physiologically acceptable vehicle or carrier, excipient, binder, preservative, stabilizer, flavor, etc., or with a topical carrier such as Plastibase (mineral oil gelled with polyethylene) as called for by accepted pharmaceutical
10 practice.

The compounds of the invention may also be administered topically to treat peripheral vascular diseases and as such may be formulated as a cream or ointment.

15 The compounds of formula I can also be formulated in compositions such as sterile solutions or suspensions for parenteral administration. For example, about 0.1 to 500 milligrams of a compound of formula I is compounded with a physiologically acceptable vehicle, carrier, excipient,
20 binder, preservative, stabilizer, etc., in a unit dosage form as called for by accepted pharmaceutical practice. The amount of active substance in these compositions or preparations is preferably such that a suitable dosage in the range indicated is obtained.

25 The present invention thus provides novel methods of using, and pharmaceutical compositions containing, the compounds of the formula I and salts thereof. The present invention especially contemplates methods of treating endothelin-related disorders in a mammal, which comprise
30 administering to a mammal an effective endothelin-related disorder treating amount of a compound of the formula I or a pharmaceutically acceptable salt thereof. The present invention also especially contemplates pharmaceutical compositions for the treatment of endothelin-related
35 disorders, comprising a compound of the formula I or a pharmaceutically acceptable salt thereof in an amount effective therefor and a physiologically acceptable vehicle

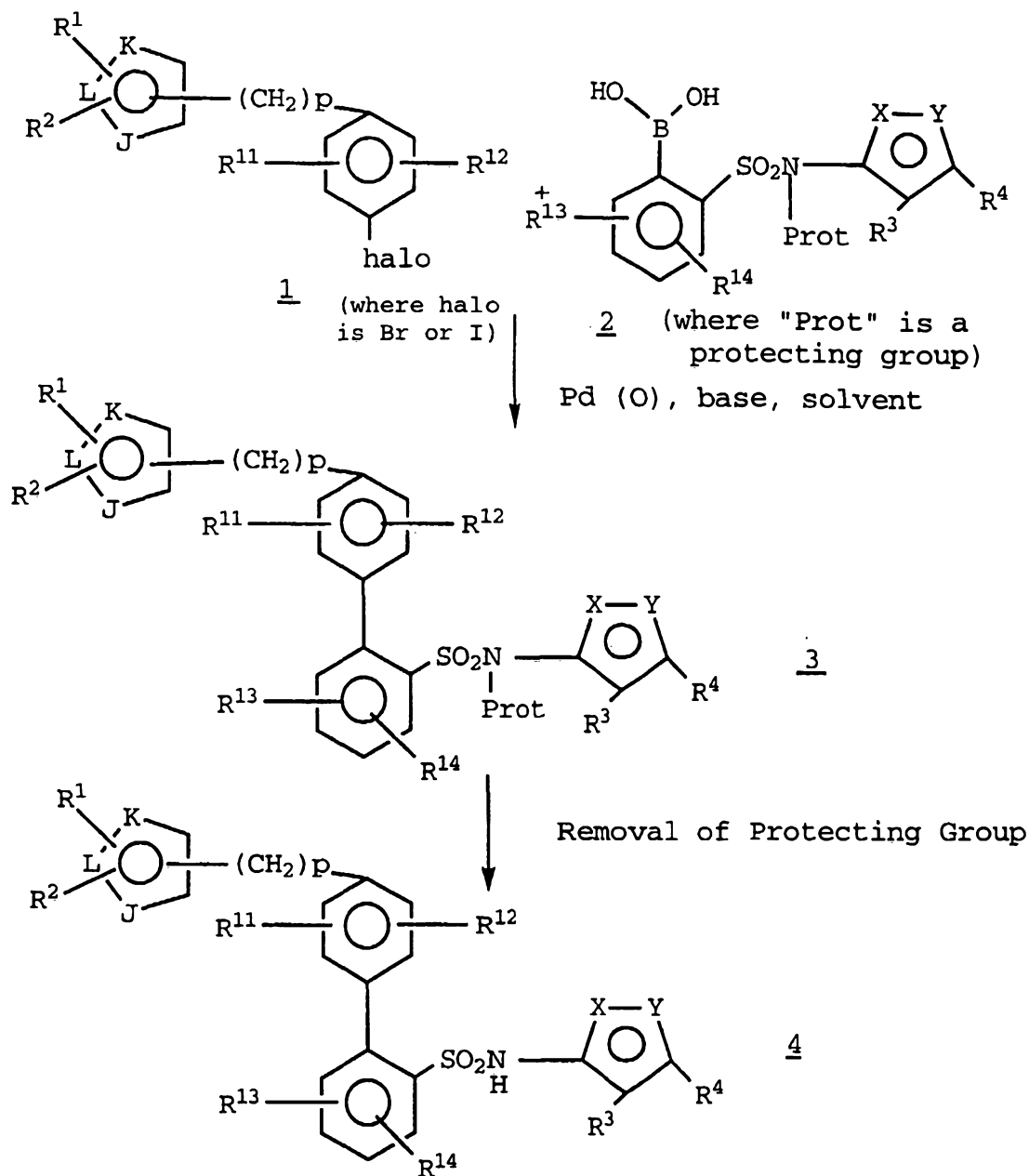
or carrier. A compound of the formula I or salt thereof may, for example, be employed in the present methods or pharmaceutical compositions alone, in combination with one or more other compounds of the formula I or salts thereof
5 and/or in combination with at least one other active agent such as an angiotensin II (AII) receptor antagonist, renin inhibitor, angiotensin converting enzyme (ACE) inhibitor, dual neutral endopeptidase (NEP)-ACE inhibitor, diuretic, or cardiac glycoside, or other active agent listed above.

10 In the present methods, such other active agent(s) may be administered prior to, simultaneously with or following the administration of the compound(s) of the formula I or salts thereof. In the present pharmaceutical compositions, such other active agent(s) may be formulated with the
15 compound(s) of the formula I or salts thereof, or administered separately as described above for the present methods.

Particularly preferred such methods and compositions are those for the treatment of hypertension, especially low
20 renin hypertension (such as is described in U.S. Patent Application Serial No. _____, filed on January 30, 1997 by J.E. Bird, entitled "Method for Preventing or Treating Low Renin Hypertension by Administering an Endothelin Antagonist" (Attorney Docket No. HA700*), incorporated
25 herein by reference in its entirety) or pulmonary hypertension, particularly primary pulmonary hypertension; benign prostatic hypertrophy; migraine; renal, glomerular or mesangial cell disorders; endotoxemia; ischemia; atherosclerosis; restenosis; subarachnoid hemorrhage; and
30 congestive heart failure.

The compounds of the present invention may be prepared as follows.

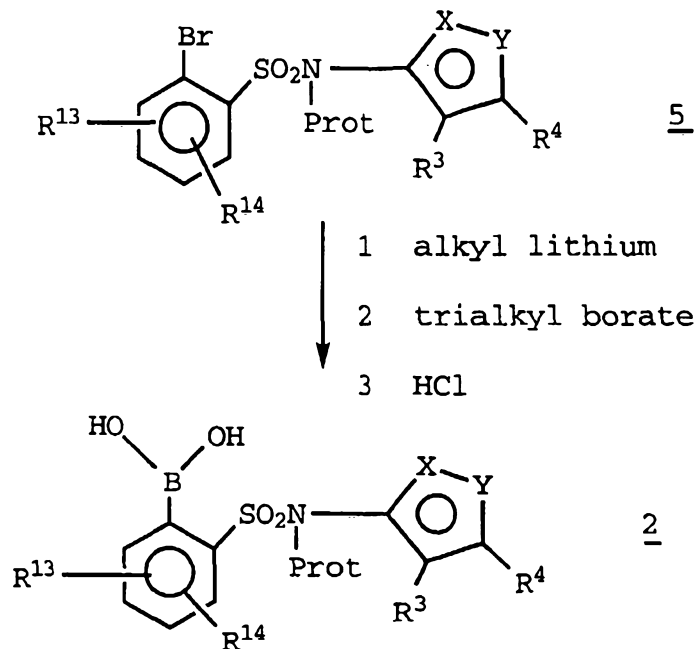
SCHEME I



As depicted by the above Scheme I, the title compounds 4 may be prepared by a Pd(O) catalyzed coupling of an appropriately protected phenylsulfonamide-2-boronic acid intermediate 2 with a 4-heterocyclic aryl halide 1 in the presence of a suitable base, such as aqueous potassium carbonate, and solvent, such as a mixture of toluene and ethanol.

A boronic acid intermediate 2 may be prepared from a 2-bromophenylsulfonamide 5 (preparation of which is

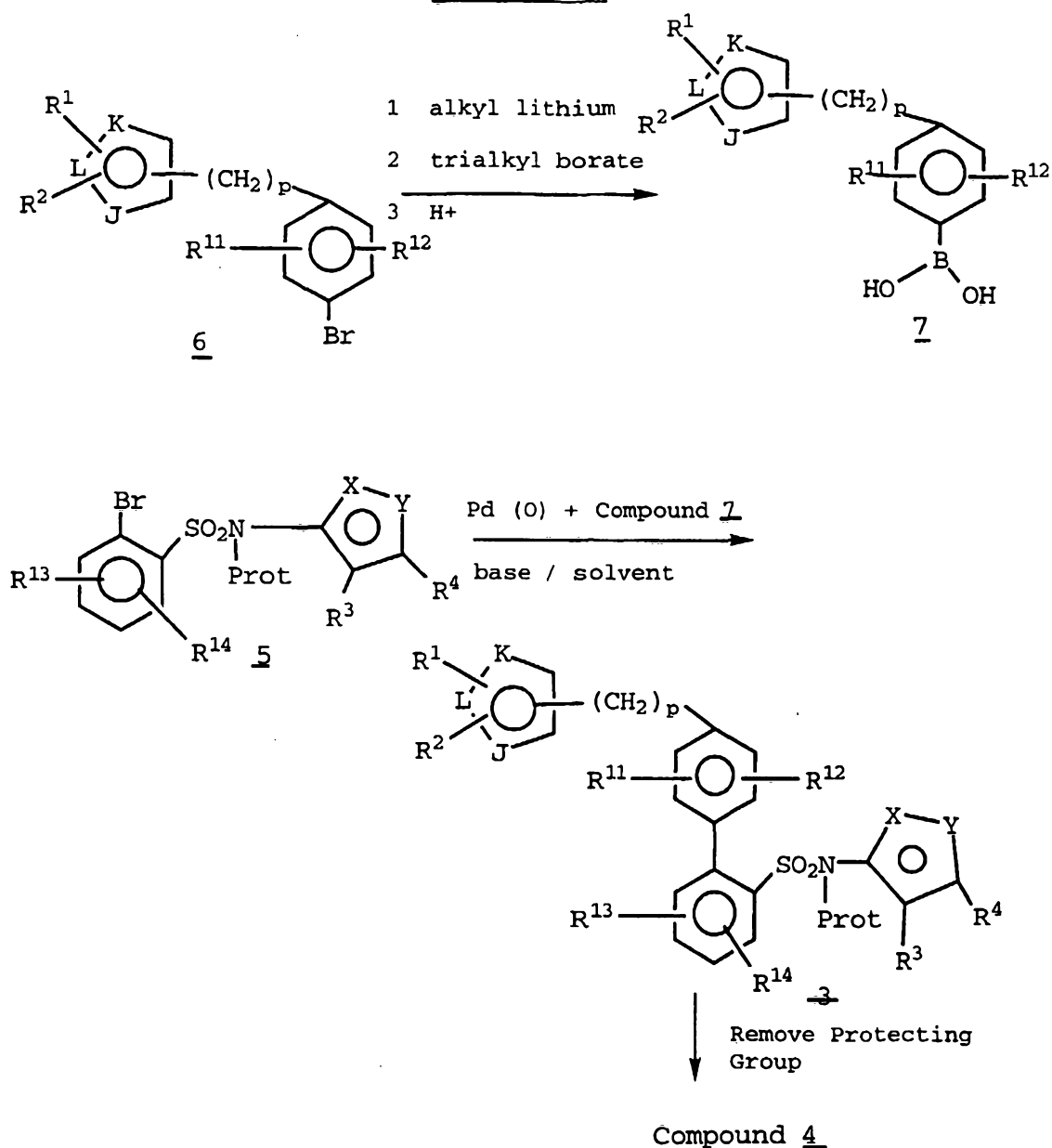
described in EP Publication number 0,569,193 (1993)) by lithiation with a suitable alkyl lithium (such as n-butyl lithium), subsequent treatment with a trialkylborate (e.g., triisopropyl borate) and finally adding an aqueous acid such as aqueous hydrochloric acid (SCHEME II):

SCHEME II

"Prot" is an appropriate protecting group for the sulfonamide function, also described in EP Publication number 0,569,193 (1993).

The title compounds may also be synthesized by an alternate route shown below (SCHEME III):

SCHEME III



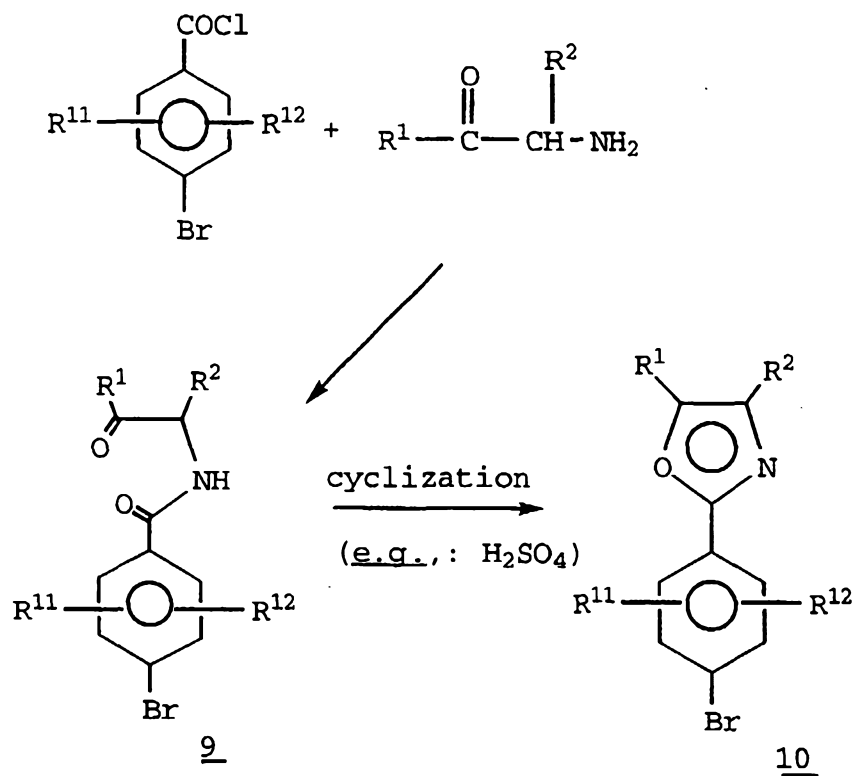
As depicted above, a 4'-Heterocyclic aryl halide 6 (see also compound 1) can be converted to a boronic acid intermediate 7 via the sequence shown. This compound 7, upon Pd(0) catalyzed coupling with a compound 5 can provide a biaryl analog 3, which upon deprotection can lead to the title compound 4. In certain instances, the heteroatoms J and K or L may require protection to prepare the boronic acid 7, and/or to facilitate the coupling reaction to make compound 3. (For example, when J and K or L are N, one of the groups may be protected by a suitable protecting group such as t-butoxycarbonyl, etc). Also, in certain

such as t-butoxycarbonyl, etc). Also, in certain instances, the boronic acid may be replaced with a tin species and/or the halo group may be replaced by a -OSO₂CF₃ moiety to perform the Pd-catalyzed coupling reaction. For
5 general strategies in biaryl synthesis, see: Bringmann et al., Angew. Chem. Inst., Ed. Engl. 29 (1990) 977 - 991.

In the above schemes, specific R¹¹ - R¹⁴ groups are chosen to be compatible with the reaction conditions shown. Additionally, specific R¹¹ - R¹⁴ groups may be converted
10 into alternative R¹¹ - R¹⁴ groups, either before or after coupling of Compound 1 with Compound 2, or Compound 5 with Compound 7, using methods known in the art.

SYNTHESES OF COMPOUNDS 1 AND 6

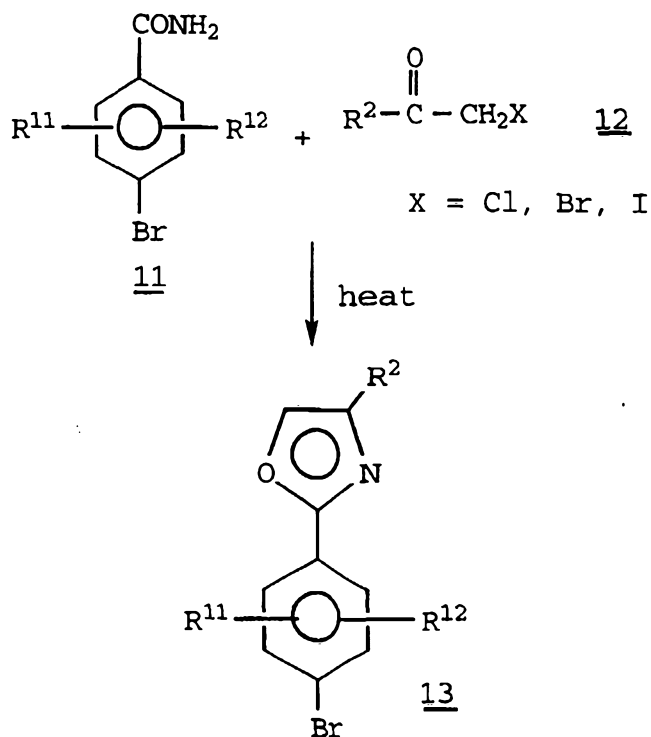
Compounds 1 and 6 can be prepared by the following
15 Schemes. 2-Aryloxazoles are prepared as depicted by SCHEME IV, Methods A-H; 4-Aryloxazoles are prepared as depicted by SCHEME V, Methods A - B; 5-Aryloxazoles are prepared as depicted by SCHEME VI, Methods A-B; Thiazoles are prepared as depicted by SCHEME VII, Methods A-B; Imidazoles are
20 prepared as depicted by SCHEME VIII; 2-Phenylalkyloxazoles are prepared as depicted by SCHEME IX, Methods A-B; Pyrazoles are prepared as depicted by SCHEME X; 3-Arylisoxazoles are prepared as depicted by SCHEME XI; 5-Arylisoxazoles are prepared as depicted by SCHEME XII;
25 and N-Arylimidazoles are prepared as depicted by SCHEME XIII. In these schemes, R¹¹ and R¹² are also chosen to be compatible with the reaction conditions shown.

A. 2-AryloxazolesSCHEME IV . Method A

5

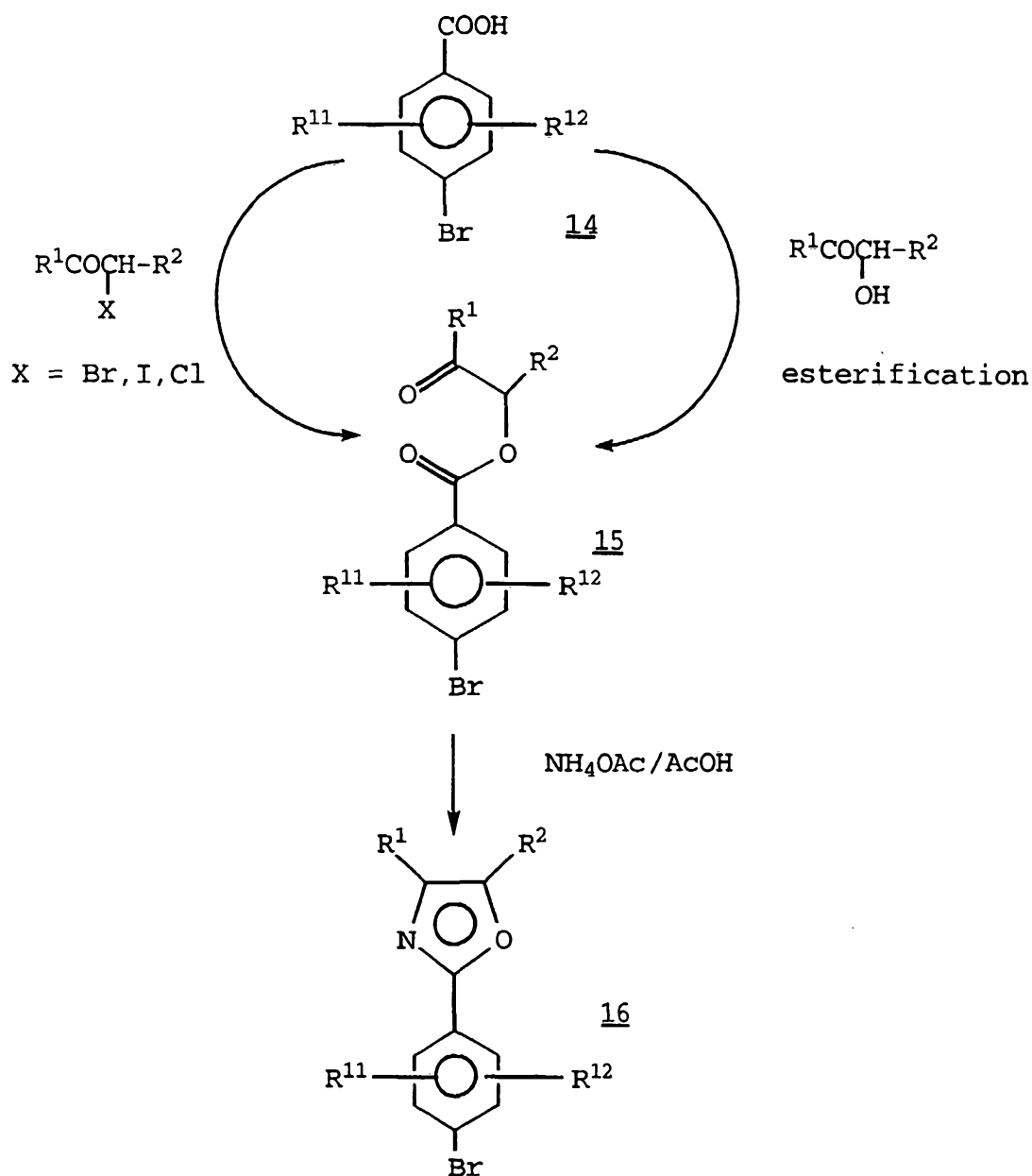
An acyl amino compound 9 is prepared as depicted above and may be cyclized to an oxazole 10 using a variety of dehydrating agents. For a review of this and other methods of oxazole synthesis, see: Lakhan et al., Adv. Het. Chem., 17 (1974), 99.

10

SCHEME IV . Method B

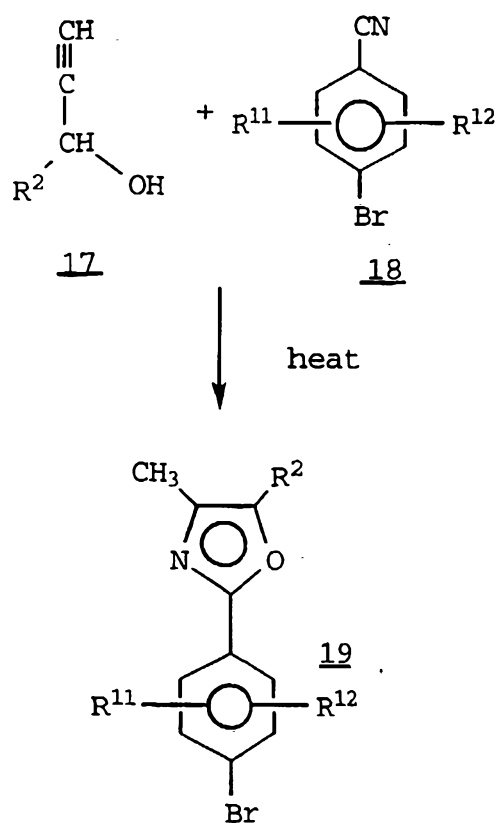
As shown, heating together a mixture of a benzamide 11
5 and an α-halo carbonyl compound 12 provides the
corresponding oxazole 13. This method has been used
extensively to provide 2,4-disubstituted oxazoles. For a
review, see: Lakhan et al., Adv. Het. Chem., 17, (1979) 99
- 211.

SCHEME IV . Method C



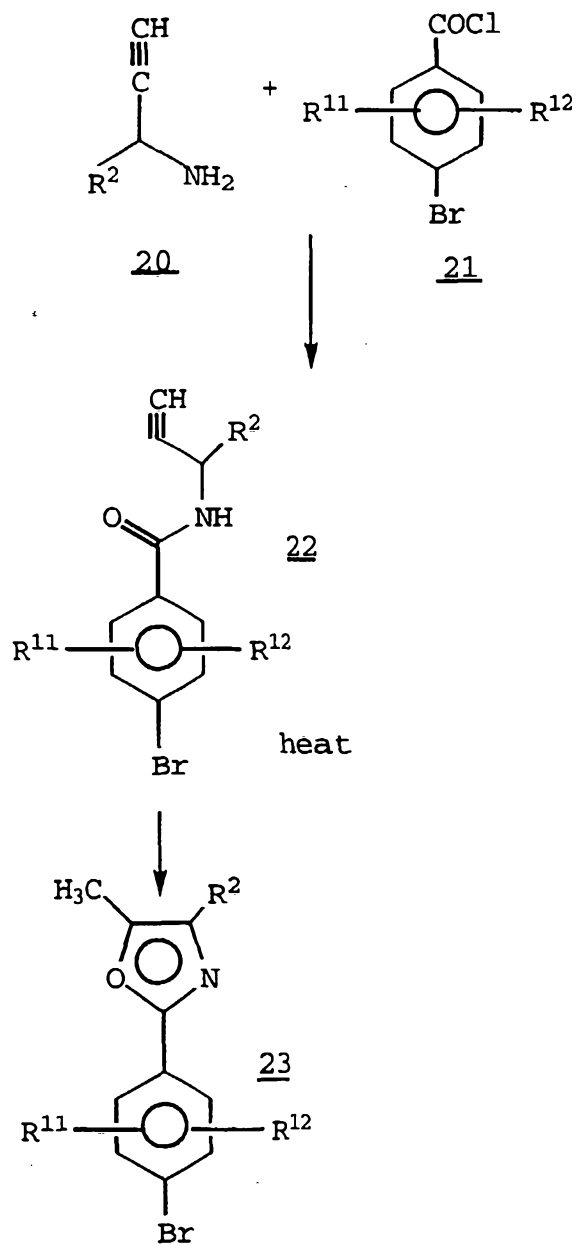
An ester **15** can be prepared either by allowing an
 5 α -haloketone to react with a benzoic acid **14** in the
 presence of a base such as triethylamine, or by
 esterification with an appropriate α -hydroxyketone.
 Compound **15**, upon treatment with ammonium acetate in acetic
 acid, provides an oxazole **16**.

10

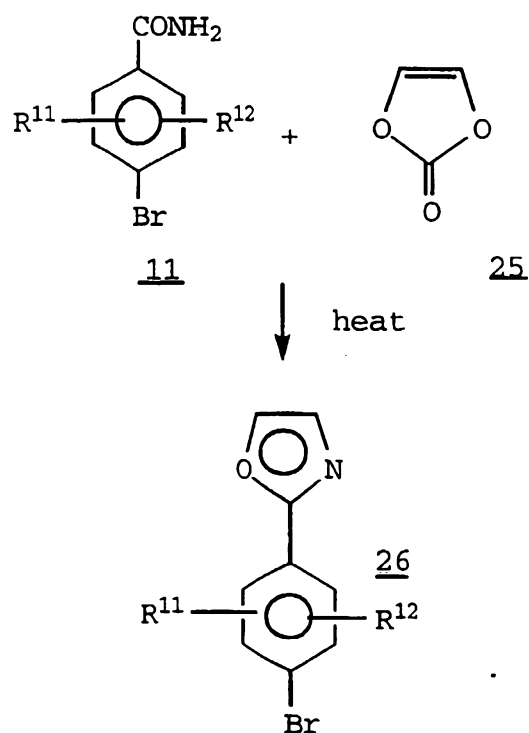
SCHEME IV • Method D

- 5 Certain acetylenic carbinols such as compound 17 can react directly with an aryl nitrile 18 to provide a 5-methyl oxazole, 19. (See, for example, Y. Yura, Japanese Patent 29849 (1964).)

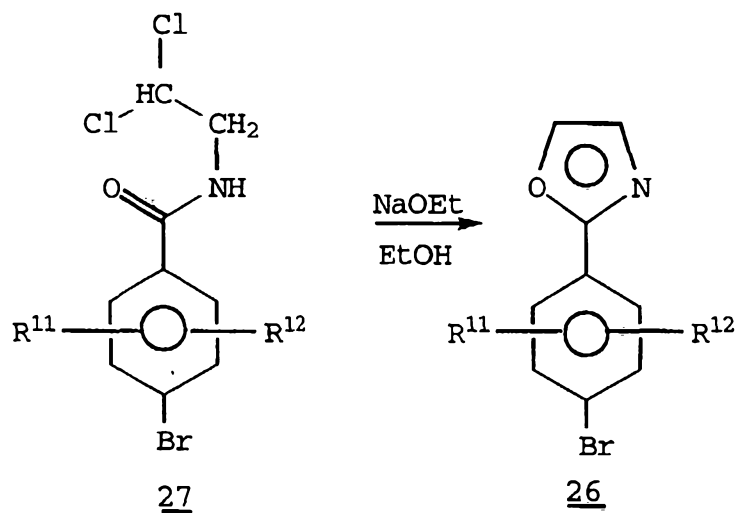
SCHEME IV . Method E



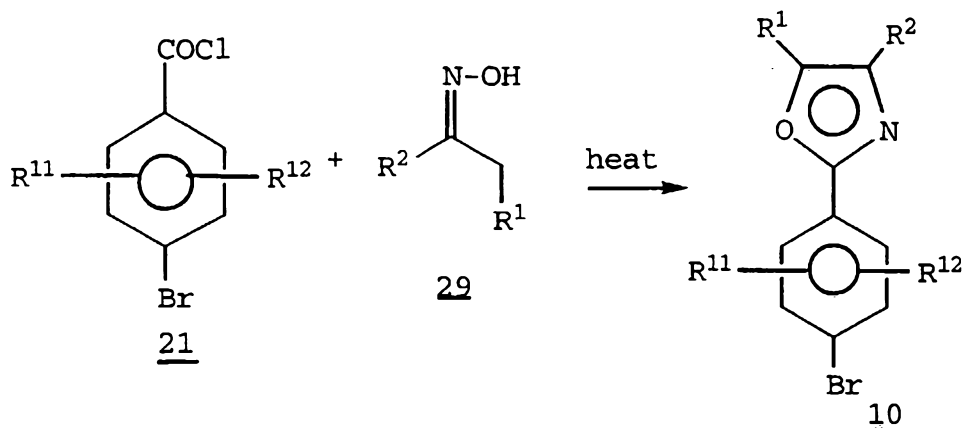
- 5 An acetylenic amide 22, upon heating, cyclizes to an oxazole derivative 23.

SCHEME IV • Method F

- 5 A 4,5-unsubstituted oxazole 26 may be prepared by condensing a 4-bromobenzamide 11 with a vinylene carbonate 25 at high temperature in the presence of an agent such as polyphosphoric acid. (See, for example, Ferrini, et al., Angew. Chem. Internat. Ed., Vol. 2, 1963, 99.)

SCHEME IV . Method G

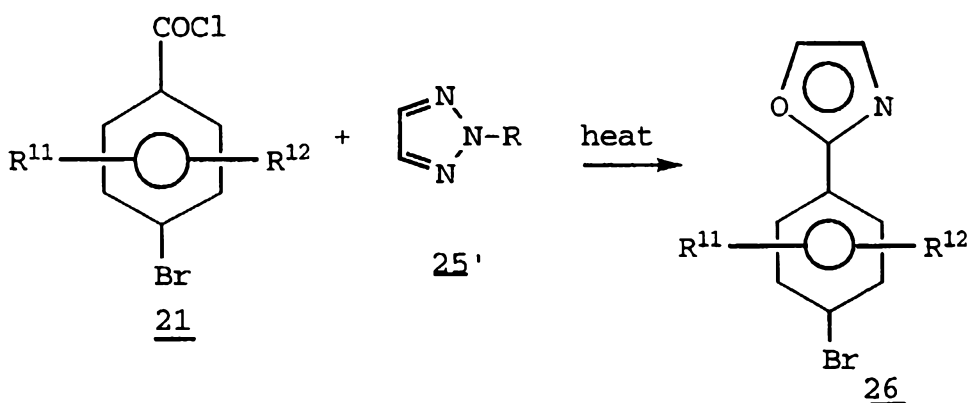
- 5 Cyclization of the N-(2,2-dichloroethyl)amide derivative 27, prepared by methods known in the art, in the presence of a suitable base such as sodium ethoxide, may also provide the oxazole derivative 26. (See, for example, U.S. Patent No. 3,953,465.)

SCHEME IV . Method H

5

Heating together a mixture of aroylchloride 21 with an oxime 29 where R¹ and R² are alkyl, prepared by methods known in the art, may provide the oxazole derivative 10.

(See, for example, Bhatt, M.V. and Reddy, A.S., Tet. Lett., 21, 2359 (1980).)

SCHEME IV . Method I

15

Heating together a mixture of aroylchloride 21 with a triazole 25' where R is trimethylsilyl, prepared by methods known in the art, in a suitable solvent such as toluene may provide the oxazole derivative 26. (See, for example,

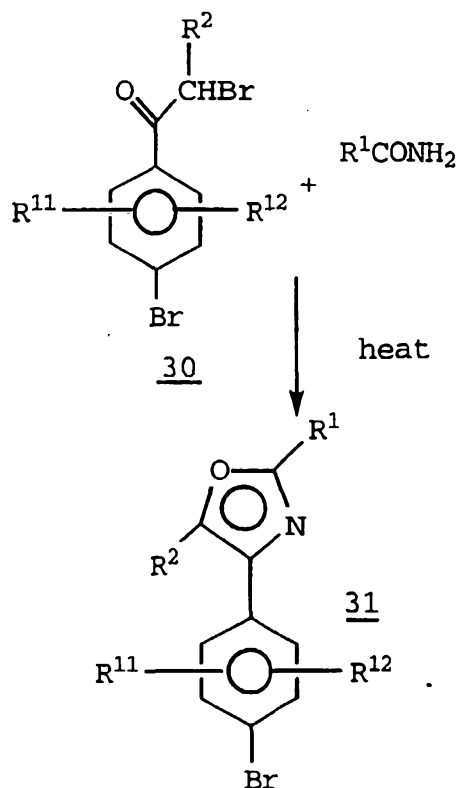
Williams, E.L., Tet. Lett., 33, 1033 - 1036 (1992).)

It is also possible to prepare the oxazole derivative 26 by treatment of aroylchloride 21 with triazole (where R

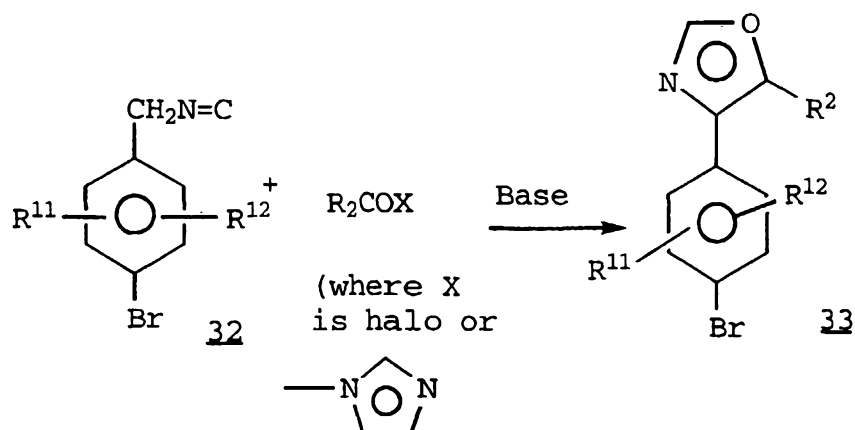
is hydrogen) in the presence of suitable base such as potassium carbonate followed by heating the mixture to an optimal temperature.

5 B. 4-Aryloxazoles

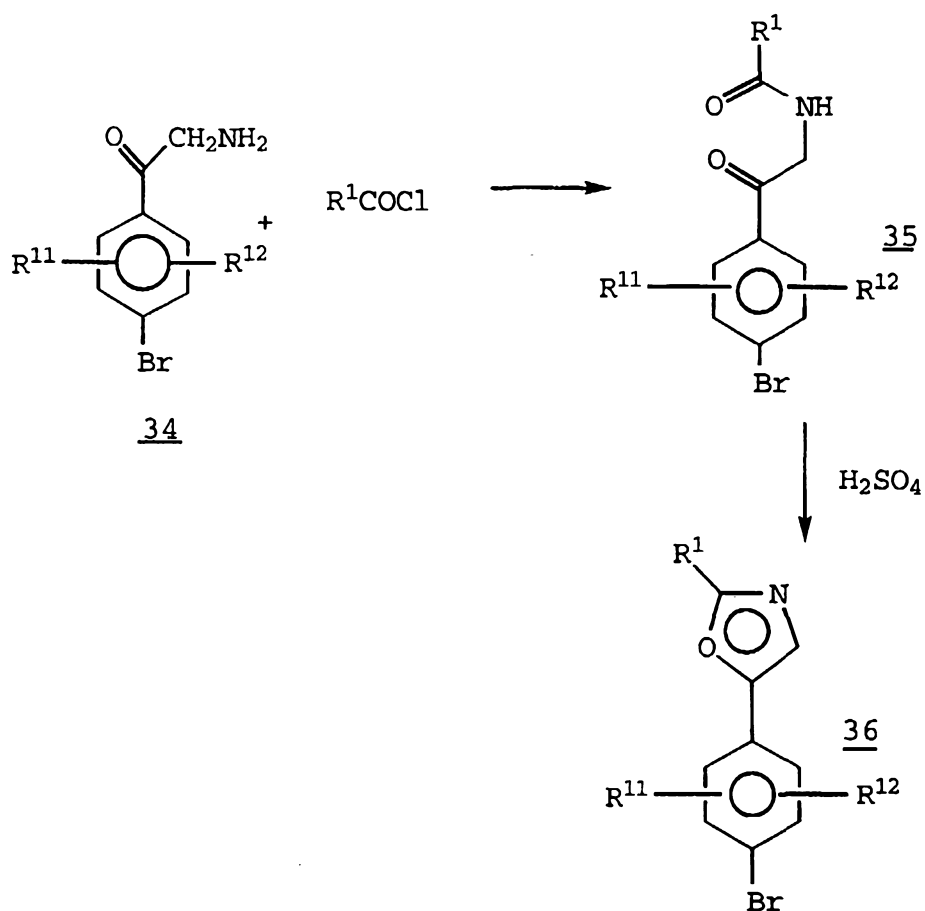
SCHEME V . Method A



Treatment of an α -Bromoacetophenone derivative 30 with
 10 an amide at high temperatures (typically 130 - 150°C)
 provides a 4-aryl oxazole 31.

SCHEME V • Method B

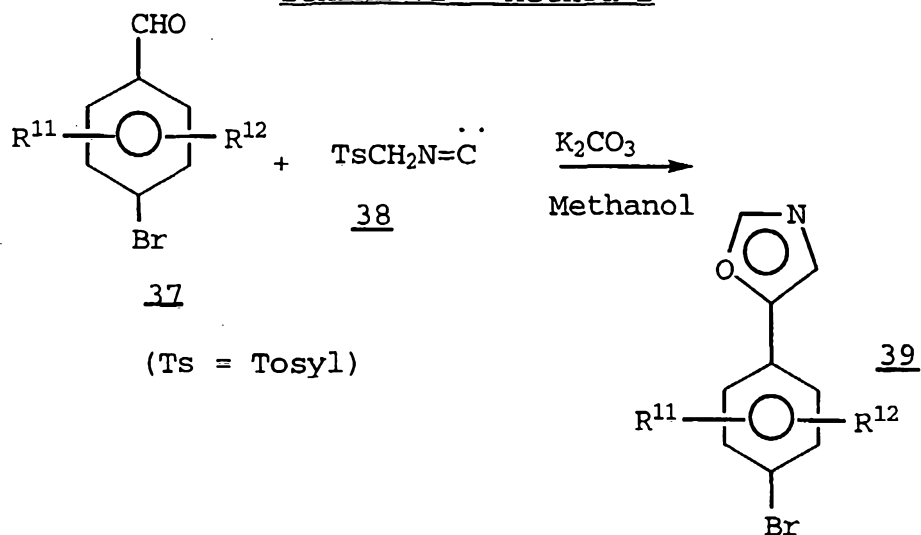
- 5 Certain α -metallated isonitriles 32, prepared by methods known in the art, react with acyl halides, imidazoles or other activated acyl groups, to provide 2-unsubstituted oxazoles 33 where R^2 is alkyl or aryl.

C. 5-AryloxazolesSCHEME VI . Method A

5

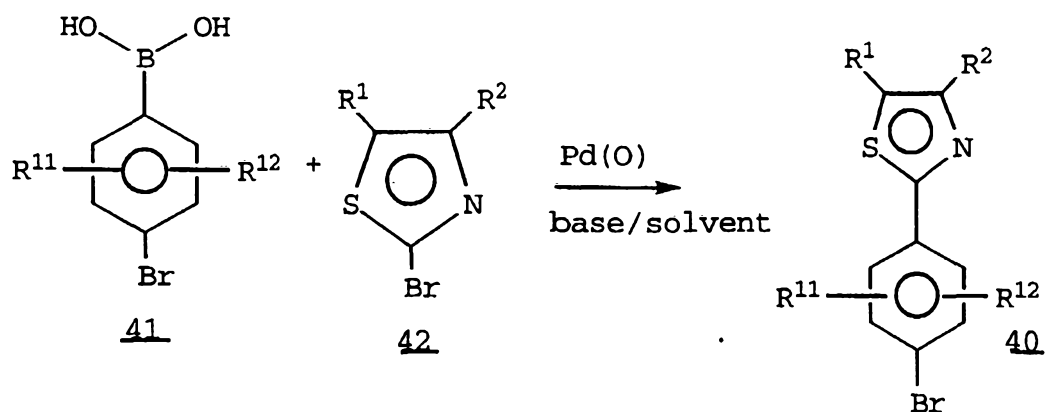
Acylation of an α -aminoacetophenone 34, with an acyl chloride, provides compound 35. Compound 35, upon cyclization using a suitable dehydrating agent such as sulfuric acid, provides an oxazole 36. (This method is similar to the one described in SCHEME IV, Method A).

10

SCHEME VI • Method B

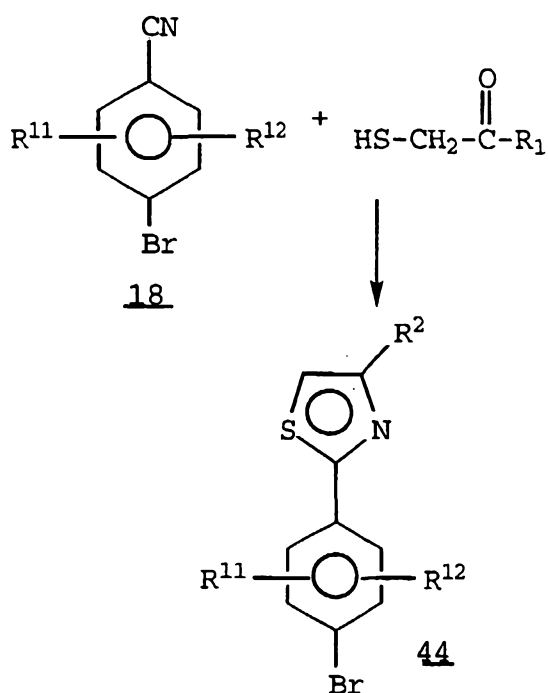
A 4-Halobenzaldehyde 37 is treated with
 5 tosylmethylisocyanide 38 in the presence of a base, such as
 potassium carbonate, in a suitable solvent, such as
 methanol, to provide a 5-aryloxazole derivative 39. (See,
 for example, A.M. Van Leusen, et al., Tet. Lett., 2369
 (1972).)

10

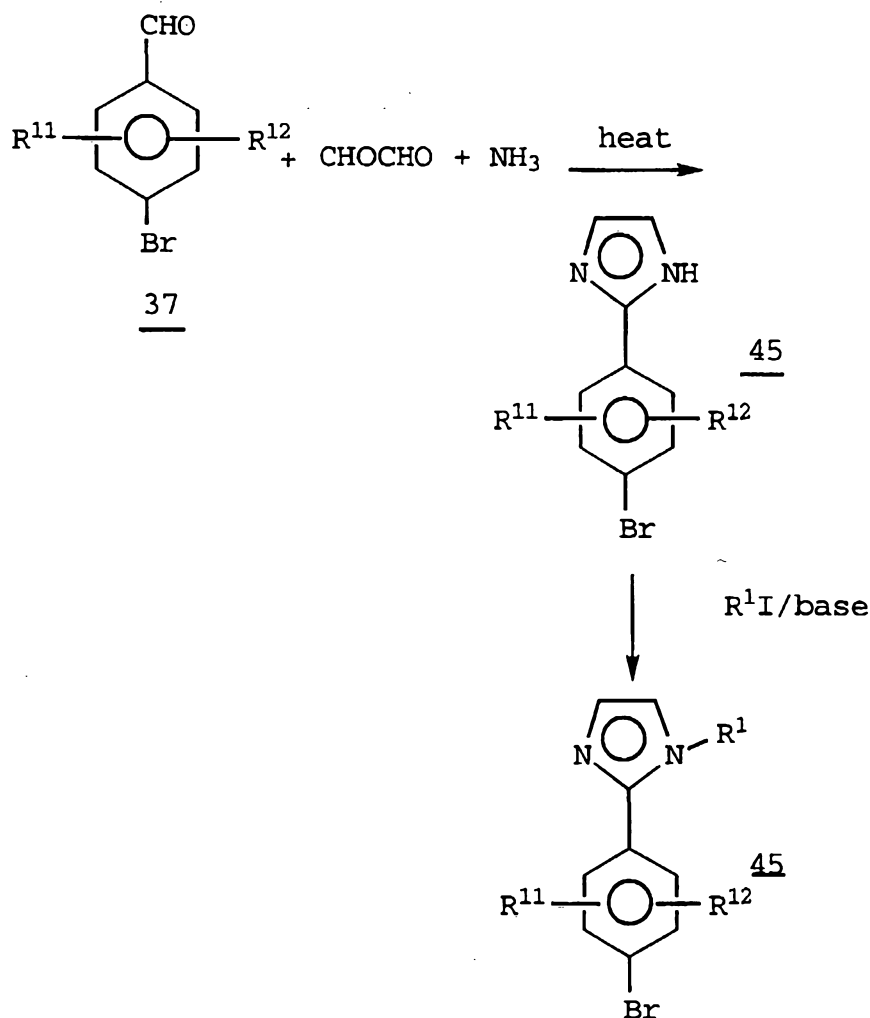
D. ThiazolesSCHEME VII • Method A

15 A 4-Bromophenyl boronic acid 41 can be coupled with an
 appropriately substituted 2-bromothiazole 42 in the
 presence of a Pd(0) catalyst and a suitable base (e.g.,
 aqueous potassium carbonate) and solvent to provide a
 thiazole 40.

20

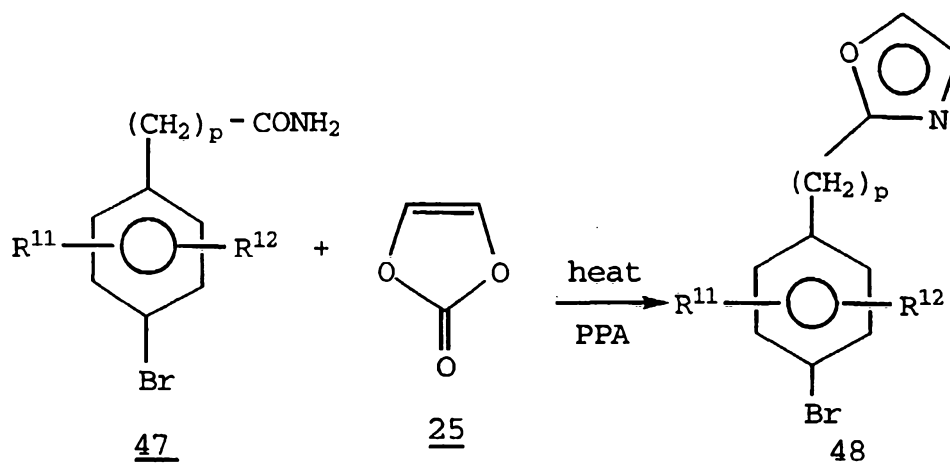
SCHEME VII . Method B

Condensation of p-bromobenzonitrile 18 with an
5 α -thioketone directly provides a thiazole derivative 44.

E. ImidazolesScheme VIII

- 5 Condensation of a benzaldehyde derivative 37 with glyoxal and ammonia provides a 2-aryl imidazole derivative 45. (See, e.g., U.S. Patent No. 3,682,949.) This compound can be further substituted by reacting it with an alkyl halide in the presence of a suitable base to provide, e.g.,
 10 an N-alkyl derivative 46.

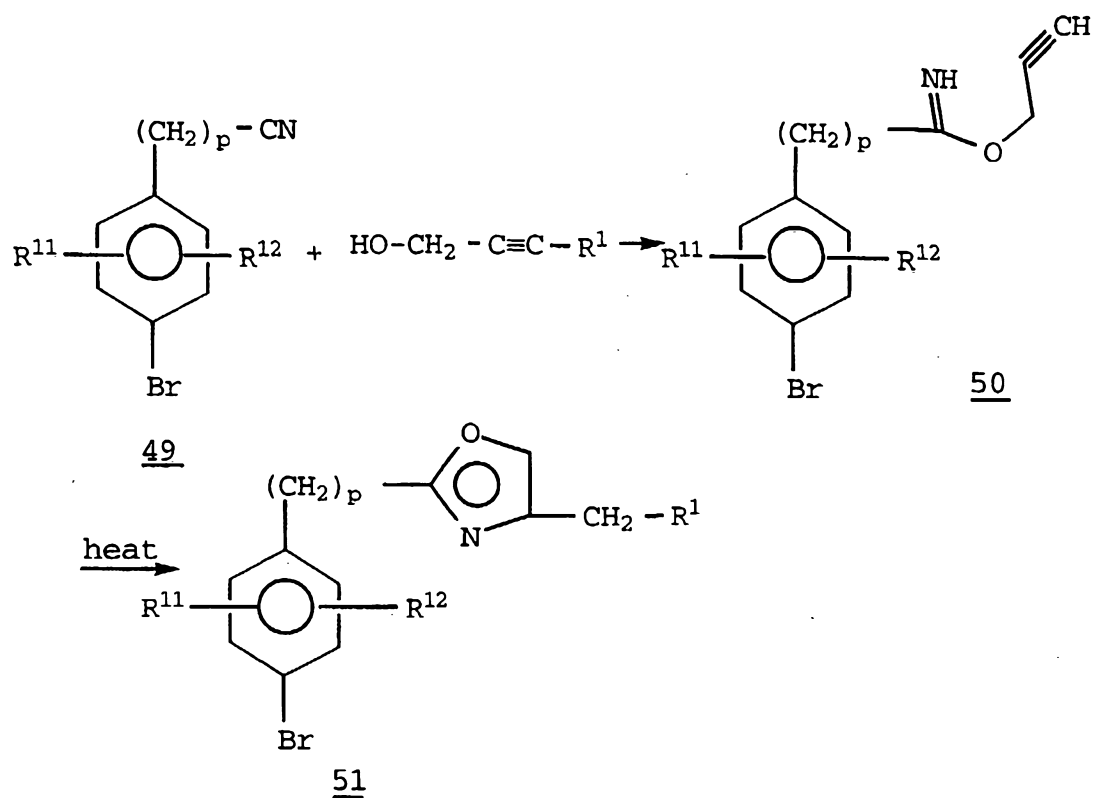
For a review on imidazole synthesis, see: Adv. Het. Chem., 27, (1980), 241 - 323.

F. 2-PhenylalkyloxazolesSCHEME IX . Method A

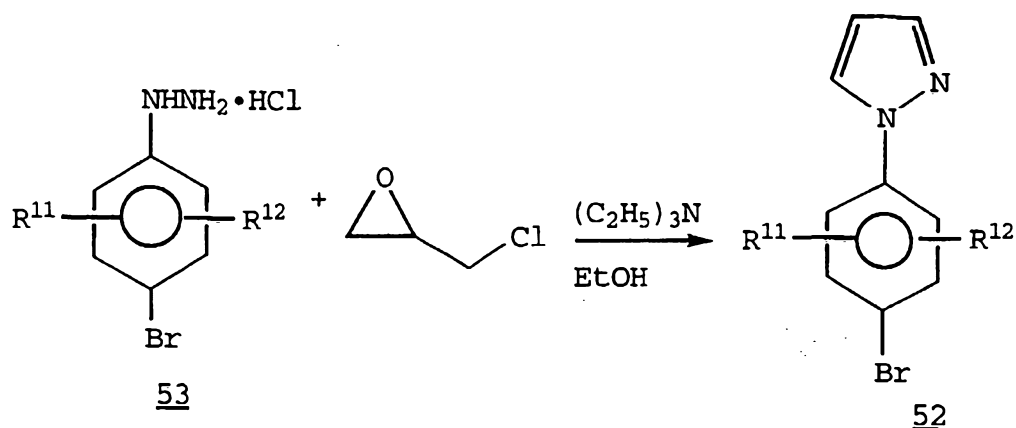
5

2-Phenylalkyloxazoles 48, where p is 1 or 2, unsubstituted at the 4 and 5 positions, may be prepared by heating together a phenylalkylamide 47 with vinylene carbonate 25 in the presence of an agent such as polyphosphoric acid.

10

SCHEME IX . Method B

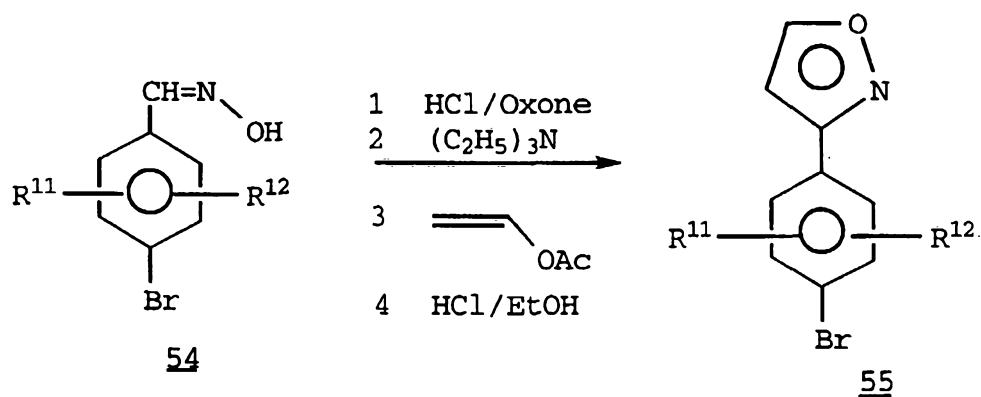
2-Arylalkyl-4-substituted-oxazole 51, where R^1 is
 5 alkyl and n is 1 or 2, may be prepared starting from a
 nitrile 49 as shown above. (See, for example, U.S. Patent
 No. 4,168,379.)

G. PyrazolesSCHEME X

5 The pyrazole derivative 52 may be prepared by heating together the aryl hydrazine 53 with epichlorohydrin in the presence of a suitable base such as triethyl amine.

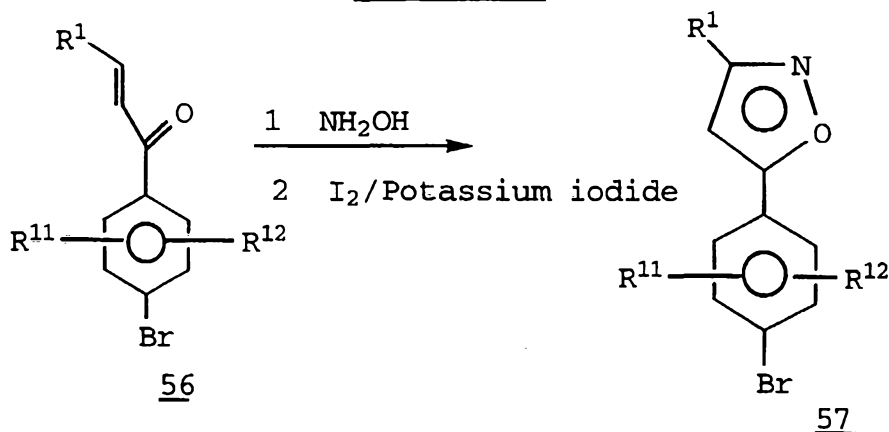
H. 3-Arylisoxazoles

10

SCHEME XI

15 Treatment of the oxime 54, prepared by methods known in the art, with HCl/Oxone, and subsequent treatment with a base such as triethylamine, provides an aryl nitrile oxide. The aryl nitrile oxide typically is not isolated, but is reacted with vinylacetate, and then the mixture is heated in an acid (e.g., HCl) in a suitable solvent such as ethanol to provide the 3-aryl isoxazole derivative 55.

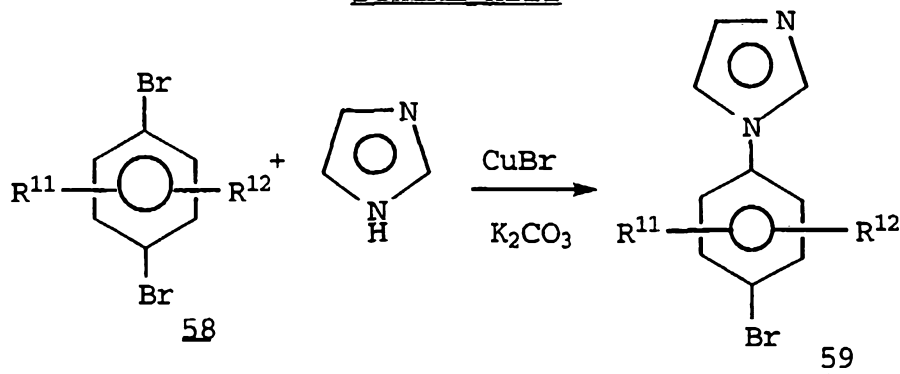
20

I. 5-ArylisoxazolesSCHEME XII

- 5 An α,β -unsaturated ketone 56, prepared by methods known in the art, upon treatment with hydroxylamine provides the corresponding oxime derivative. Cyclization of this material in the presence of iodine and potassium iodide provides the 5-arylisoxazole derivative 57. R^1 in
 10 this scheme is alkyl or aryl. (See for example, J. Het. Chem., 30, 467 (1993).)

J. N-Arylimidazoles

15

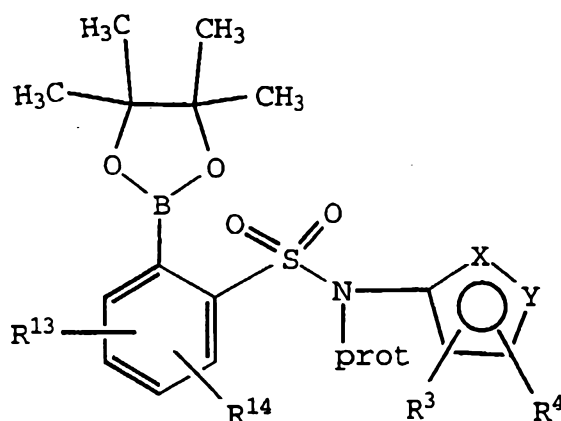
SCHEME XIII

- The N-arylimidazole analog 59 may be prepared by a standard Ullmann coupling, known in the art, of the
 20 1,4-dibromobenzene 58 with imidazole in the presence of a copper salt such as CuBr .

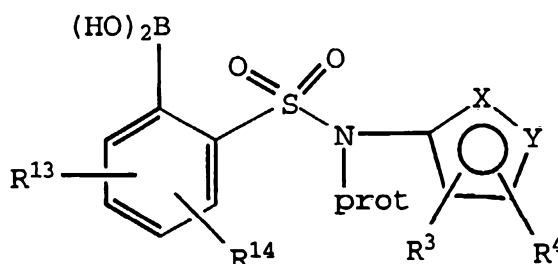
Preferred methods for preparing the compounds of the present invention also include those described in U.S. Patent Application Serial No. _____ (Attorney Docket No. HA689a), entitled "Methods for the Preparation of Biphenyl Isoxazole Sulfonamides," filed by Polniaszek et al. on January 21, 1997, and incorporated herein by reference in its entirety.

For example, the compounds of the present invention may be prepared by a method comprising the steps of:

- 10 (a) contacting a pinacol ester of the following formula or salt thereof:



- 15 or a boronic acid of the following formula or salt thereof:



- 20 with a 4-heterocyclic aryl halide 1 (the structure of which is shown in Scheme I) or salt thereof, in the presence of a palladium(0) catalyst and, optionally, a base, to form a nitrogen-protected compound 3 (the structure of which is also shown in Scheme I) or salt thereof; and

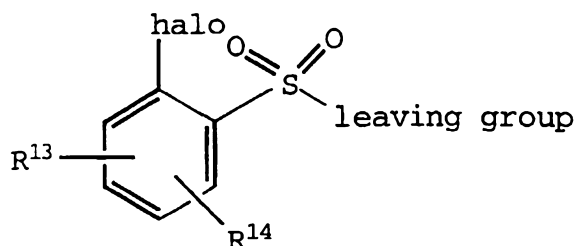
- 25 (b) deprotecting the nitrogen of said compound 3 or salt thereof.

Preferably, the palladium(0) catalyst is a palladium (II) salt (especially palladium acetate) and triphenylphosphine; the base is aqueous potassium carbonate or sodium carbonate; "Prot" is methoxyethoxymethyl; and the
 5 halo group in said 4-heterocyclic aryl halide 1 is iodo.

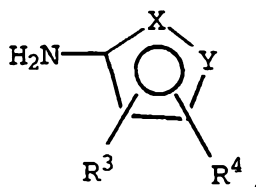
The starting pinacol ester or salt thereof may be prepared by a method such as that comprising the steps of:

(a) contacting a compound of the following formula or salt thereof:

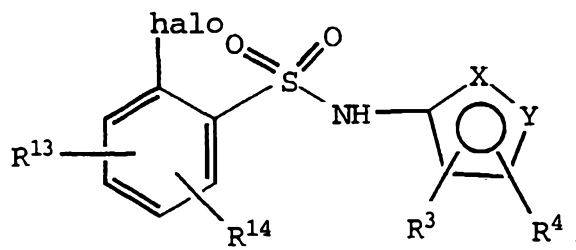
10



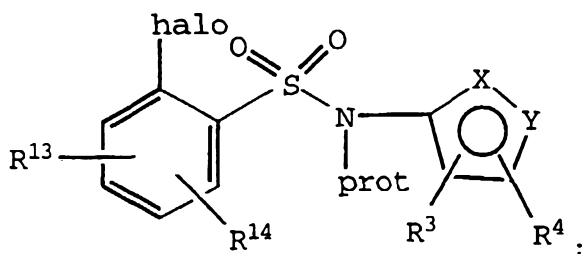
where the halo group is preferably bromo, and the leaving group is preferably halo (especially chloro), with an amine
 15 of the following formula or salt thereof:



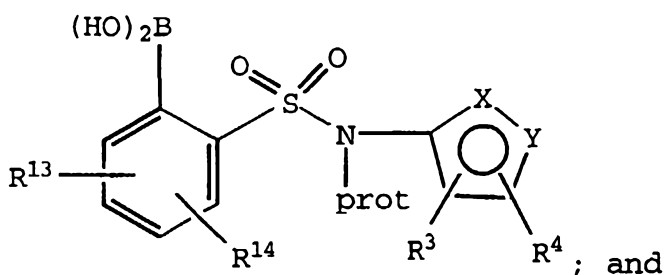
in the presence of an organic base and organic solvent, to
 20 form a compound of the following formula or salt thereof:



(b) protecting the nitrogen of the compound formed in
 25 step (a) to form a compound of the following formula or salt thereof:



- (c) lithiating the compound formed in step (b) with
 5 an alkyl or aryl lithium compound and contacting the
 lithiated product formed with a trialkylborate, followed by
 hydrolysis, to form a boronic acid of the following formula
 or salt thereof:



10

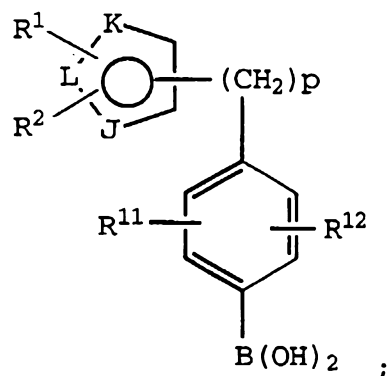
- (d) contacting the compound formed in step (c) with
 pinacol, with removal of water.

- Preferably, "Prot" is methoxyethoxymethyl; the organic
 15 base in step (a) is an amine (especially, pyridine or a
 trialkylamine); the organic solvent is a haloalkane, or is
 the organic base which also functions as the organic
 solvent; the alkyl or aryl lithium compound is n-butyl
 lithium or phenyl lithium; lithiation and/or contact with
 20 said trialkylborate is conducted at temperatures from about
 -40°C to about -105°C; the trialkylborate is
 triisopropylborate or trimethylborate; and the removal of
 water is conducted by the addition of a drying agent, or by
 azeotropic removal of water by heating with a solvent.

- 25 Compounds of the present invention may also be
 prepared by a method comprising the steps of:

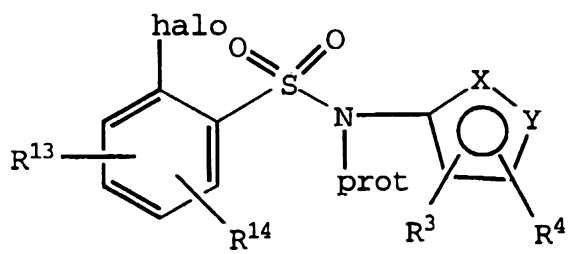
- (a) lithiating a 4-heterocyclic aryl halide 1 (the
 structure of which is shown in Scheme I) or salt thereof
 with an alkyl or aryl lithium compound in the presence of a

trialkylborate, followed by hydrolysis, to form a boronic acid of the following formula or salt thereof:



5

(b) contacting the boronic acid or salt thereof formed in step (a) with a compound of the following formula or salt thereof:



10

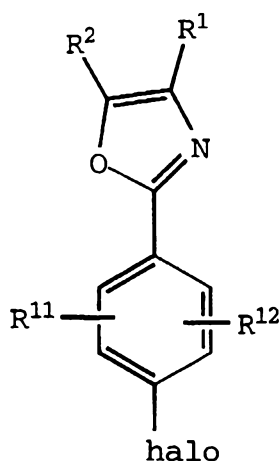
in the presence of a palladium(0) catalyst and, optionally, a base, to form a nitrogen-protected compound 3 (the structure of which is shown in Scheme I) or salt thereof;

15 and

(c) deprotecting the nitrogen of the compound formed in step (b).

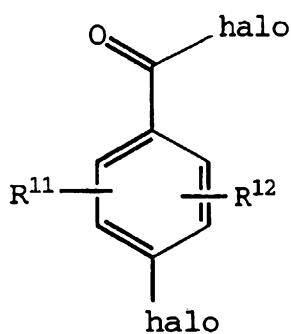
Oxazole phenyl halides of the following formula or salts thereof:

20

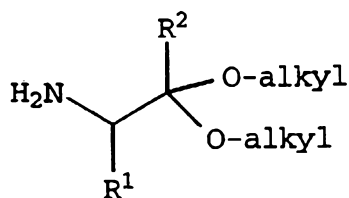


may be prepared by a method comprising the steps of:

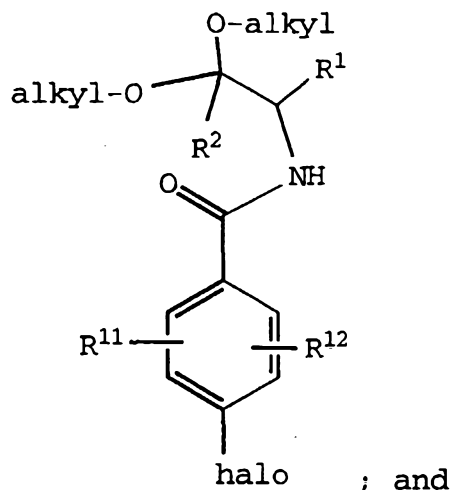
- (a) contacting a phenyl acid halide or salt thereof
 5 of the following formula:



- with an amine acetal or salt thereof of the following
 10 formula:



- in the presence of a base and a solvent, to form an amide
 15 acetal of the following formula or salt thereof:

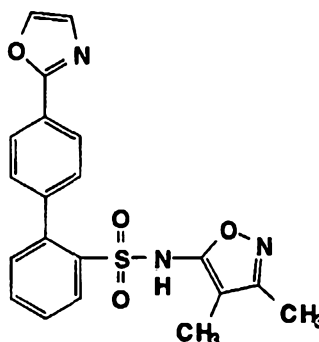


(b) cyclizing the amide acetal or salt thereof formed in step (a) in the presence of a cyclization agent.

- 5 Preferably, in the phenyl acid halide, the halo group of the acid halide moiety is chloro, and the halo group in the position para to the acid halide moiety is iodo; the alkyl groups of the acetal moiety are methyl; the base employed in step (a) is potassium bicarbonate or potassium
- 10 carbonate; and the cyclization agent is Eaton's reagent (P₂O₅ in methanesulfonic acid).

The invention will now be further described by the following working examples, which are preferred embodiments

15 of the invention. These examples are meant to be illustrative rather than limiting.

Example 1**N-(3,4-Dimethyl-5-isoxazolyl)-4'-(2-oxazolyl)[1,1'-biphenyl]-2-sulfonamide**

5

A. 2-(4-Bromophenyl)oxazole

A mixture of 4-bromobenzenecarboxamide (4 g, 20 mmol), vinylene carbonate (1.72 g, 20 mmol) and 10 g polyphosphoric acid was heated at 170°C for 3 hours. After cooling, the mixture was partitioned between 200 mL water and 200 mL ethyl acetate. The aqueous layer was extracted with 2 x 150 mL ethyl acetate. The combined organic liquid was washed with 100 mL water and 50 mL brine, dried and concentrated. The residue was chromatographed on silica gel using 10:1 hexane/ethyl acetate to afford compound A (2.49 g, 56%) as a white solid.

B. 2-Borono-N-(3,4-dimethyl-5-isoxazolyl)-N'-(methoxyethoxymethyl)benzenesulfonamide

To a solution of 2-Bromo-N-(3,4-dimethyl-5-isoxazolyl)-N'-(methoxyethoxymethyl)benzenesulfonamide (5.67 g, 13.52 mmol, prepared as described in EP 0,569,193 (1993)) in 70 mL of tetrahydrofuran at -78°C, n-butyl lithium (2M solution in cyclohexane, 8.11 mL, 16.23 mmol) was added over 10 minutes. The resulting solution was stirred at -78°C for 15 minutes and triisopropylborate (1.52 g, 8.06 mmol) was added. The mixture was then warmed to room temperature and stirred for 2 hours. The mixture was cooled to 0°C, 10% aqueous hydrochloric acid (120 mL)

was added, and the solution was stirred for 10 minutes. The mixture was concentrated to 120 mL and extracted with 4 x 60 mL ethyl acetate. The combined organic extracts were washed once with 100 mL brine, dried (MgSO₄) and

5 concentrated to give compound B (4.25 g, 82%) as a light yellow gum.

C. **N-(3,4-Dimethyl-5-isoxazolyl)-N-[(2-methoxyethoxy)methyl]-4'-(2-oxa-**
10 **zoly1)[1,1'-biphenyl]-2-sulfonamide**

To a solution of compound B (315 mg, 0.82 mmol), compound A (456 mg, 2.05 mmol) in 7.5 ml of toluene and 6 mL of 95% ethanol under argon, tetrakis(triphenylphosphine)palladium(0) (95 mg, 0.082
15 mmol) was added, followed by 4.5 mL of 2M aqueous sodium carbonate. The reaction mixture was heated at 75°C for 4 hours, cooled and diluted with 50 mL of ethyl acetate. The organic liquid was separated and washed with 10 mL water and 10 mL brine, dried and concentrated. The residue was
20 chromatographed on silica gel using 2:1 hexane/ethyl acetate to afford compound C (279 mg, 70%) as a colorless gum.

D. **N-(3,4-Dimethyl-5-isoxazolyl)-4'-(2-oxazolyl)[1,1'-biphenyl]-2-sulfonamide**

To a solution of compound C (276 mg, 0.57 mmol) in 10 mL of 95% ethanol, 10 mL of 6N aqueous hydrochloric acid was added and refluxed for 1 hour and 10 minutes. The reaction mixture was concentrated and the pH of the solution was adjusted to 8 using sodium bicarbonate solution. It was then acidified to pH 5 with glacial acetic acid. The mixture was extracted with 3 x 40 mL ethyl acetate. The organic liquid was washed with 10 mL water and 10 mL brine, dried and concentrated. The residue was chromatographed on silica gel using 100:1 dichloromethane/methanol to afford the title compound (117 mg, 52%) as a white solid.

M.p. 90-98°C (amorphous).

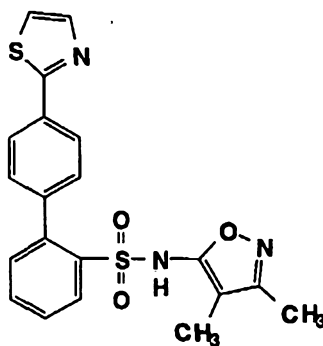
Analysis calculated for C₂₀H₁₇N₃O₄S:

Calculated: C, 60.75; H, 4.33; N, 10.63; S, 8.11;

Found: C, 60.80; H, 4.15; N, 10.38; S, 8.12.

Example 2

N-(3,4-Dimethyl-5-isoxazolyl)-4'-(2-thiazolyl)[1,1'-biphenyl]-2-sulfonamide



A. **2-(4-Bromophenyl)thiazole**

To a solution of 4-Bromophenylboronic acid (3.01 g, 15 mmol), 2-bromothiazole (9.84 g, 60 mmol) in 120 mL of toluene and 96 mL of 95% ethanol under argon, tetrakis(triphenylphosphine)palladium(0) (1.04 g, 0.9 mmol)

was added, followed by 72 mL of 2M aqueous sodium carbonate. The reaction mixture was heated at 75°C for 1 hour and 15 minutes, cooled and diluted with 300 mL of ethyl acetate. The organic liquid was separated and washed with 100 mL water and 100 mL brine, dried and concentrated. The residue was chromatographed on silica gel using 30:1 Hexane/ethyl acetate to afford compound A (2.0 g, 56 %) as a white solid.

10 **B. N-(3,4-Dimethyl-5-isoxazolyl)-N-[(2-methoxyethoxy)methyl]-4'-(2-thiazolyl)[1,1'-biphenyl]-2-sulfonamide**

To a solution of compound B from Example 1 (320 mg, 0.83 mmol) and compound A (400 mg, 1.67 mmol) in 7.5 mL of toluene and 6 mL of 95% ethanol under argon, tetrakis(triphenylphosphine)palladium(0) (96 mg, 0.083 mmol) was added, followed by 4.5 mL of 2M aqueous sodium carbonate. The reaction mixture was heated at 75°C for 3 hours cooled and diluted with 50 ml of ethyl acetate. The organic liquid was separated and washed with 10 mL water and 10 mL brine, dried and concentrated. The residue was chromatographed on silica gel using 2.5 :1 hexane/ethyl acetate to afford compound B (291 mg, 70%) as a colorless gum.

25

C. N-(3,4-Dimethyl-5-isoxazolyl)-4'-(2-thiazolyl)[1,1'-biphenyl]-2-sulfonamide

To a solution of compound B (290 mg, 0.58 mmol) in 10 mL of 95% ethanol, 10 mL of 6N aqueous hydrochloric acid was added and refluxed for 1 hour. The reaction mixture was concentrated and the pH of the solution was adjusted to 8 using sodium bicarbonate solution. It was then acidified to pH 5 with glacial acetic acid. The mixture was extracted with 3 x 40 mL ethyl acetate. The organic liquid was washed with 10 mL water and 10 mL brine, dried and concentrated. The residue was chromatographed on silica

gel using 100:1 dichloromethane/methanol to afford the title compound (180 mg, 75%) as an off-white solid.

M.p. 87-97°C (amorphous).

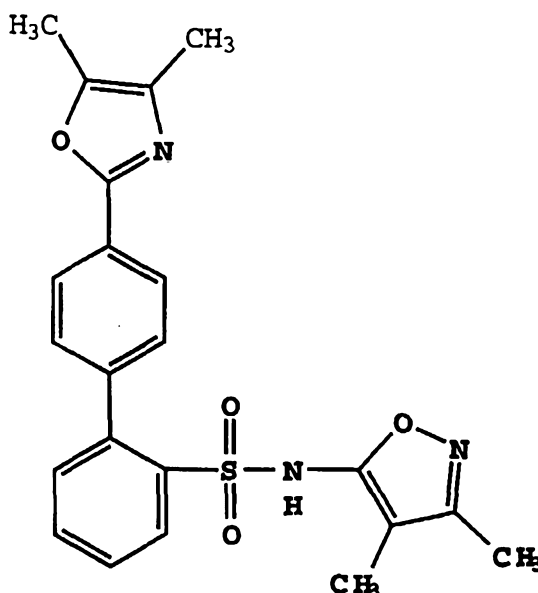
Analysis calculated for $C_{20}H_{17}N_3O_3S_2 \cdot 0.34H_2O$:

5 Calculated: C, 57.52; H, 4.27; N, 10.06; S, 15.35;

Found: C, 57.68; H, 4.08; N, 9.90; S, 15.06.

Example 3

10 **N-(3,4-Dimethyl-5-isoxazolyl)-4'-(4,5-dimethyl-2-oxazolyl)[1,1'-biphenyl]-2-sulfonamide**



15 **A. 4-Bromobenzoic acid, 2-oxo-1-methylpropyl ester**

To 3-hydroxy-2-butanone (1.32 g, 15 mmol) and 4-bromobenzoyl chloride (3.29 g, 15 mmol) in 15 mL dichloromethane at 0°C, 5 mL pyridine was added dropwise. The reaction was stirred at room temperature for 5 hours, 20 150 mL ethyl acetate was added and filtered. The filtrate was washed with 2 x 50 mL 10% hydrochloric acid, 30 mL water and 30 mL brine, dried and concentrated. The residue was chromatographed on silica gel using 10:1 hexane/ethyl acetate to afford compound A (3.4 g, 84%) as a white solid.

25

B. 2-(4-Bromophenyl)-4,5-dimethyloxazole

A mixture of compound A (3.4 g, 12.54 mmol), ammonium acetate (9.67 g, 125.4 mmol) and 10 mL acetic acid was heated at 100°C for 4 hours. After cooling, the mixture was partitioned between 150 mL water and 200 mL ethyl acetate. The organic liquid was washed with 50 mL water and 50 mL brine, dried and concentrated. The residue was chromatographed on silica gel using 25:1 hexane/ethyl acetate to afford compound B (1.52 g, 48%) as a white solid.

C. N-(3,4-Dimethyl-5-isoxazolyl)-4'-(4,5-dimethyl-2-oxazolyl)-N-[(2-methoxyethoxy)methyl][1,1'-biphenyl]-2-sulfonamide

To a solution of compound B from Example 1 (320 mg, 0.83 mmol) and compound B above (420 mg, 1.67 mmol) in 7.5 mL of toluene and 6 ml of 95% ethanol under argon, tetrakis(triphenylphosphine)palladium(0) (96 mg, 0.083 mmol) was added, followed by 4.5 mL of 2M aqueous sodium carbonate. The reaction mixture was heated at 75°C for 4 hours, cooled and diluted with 50 mL of ethyl acetate. The organic liquid was separated and washed with 10 mL water and 10 mL brine, dried and concentrated. The residue was chromatographed on silica gel using 2:1 hexane/ethanol to afford compound C (300 mg, 70%) as a colorless gum.

D. N-(3,4-Dimethyl-5-isoxazolyl)-4'-(4,5-dimethyl-2-oxazolyl)[1,1'-biphenyl]-2-sulfonamide

To a solution of compound C (300 mg, 0.59 mmol) in 10 mL of 95% ethanol, 10 mL of 6N aqueous hydrochloric acid was added and refluxed for 1 hour. The reaction mixture was concentrated, and the pH of the solution was adjusted to 8 using sodium bicarbonate solution. It was then acidified to pH 5 with glacial acetic acid. The mixture was extracted with 3 x 40 ml ethyl acetate. The organic

liquid was washed with 10 mL water and 10 mL brine, dried and concentrated. The residue was chromatographed on silica gel using 1:1 hexane/ethyl acetate to afford the title compound (178 mg, 72%) as a white solid.

5 M.p. 96-102°C (amorphous).

Analysis calculated for $C_{22}H_{21}N_3O_4S \cdot 0.24H_2O$:

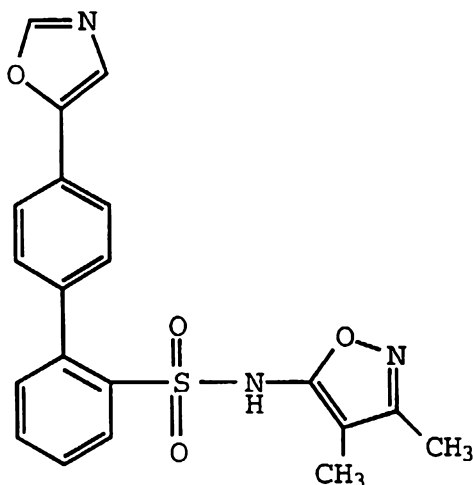
Calculated: C, 61.76; H, 5.06; N, 9.82; S, 7.49;

Found: C, 61.67; H, 4.76; N, 9.91; S, 7.59.

10

Example 4

N-(3,4-Dimethyl-5-isoxazolyl)-4'-(5-oxazolyl)[1,1'-biphenyl]-2-sulfonamide



15

A. 5-(4-Bromophenyl)oxazole

A mixture of 4.74 g (25.6 mmol) of p-bromobenzaldehyde, 5.0 g (25.6 mmol) of tosylmethyl isocyanide and 4.25 g (30.7 mmol) of anhydrous potassium carbonate in 150 mL of methanol was refluxed for 3 hours. The solvent was then evaporated, and 150 mL of water was added to the residual solid. The tan-white solid was filtered and washed several times with water and then dried to yield compound A (3.65 g, 64%).

25

B. N-(3,4-Dimethyl-5-isoxazoly1)-N-[(2-methoxyethoxy)methyl]-4'-(5-oxazoly1)[1,1'-biphenyl]-2-sulfonamide

To a solution of 0.8 g (2.08 mmol) compound B from
5 Example 1 and 0.12 g (0.1 mmol) of
tetrakis(triphenylphosphine)-palladium(0) in 25 mL of
toluene under argon, 15 mL of 2M aqueous sodium carbonate
was added followed by 0.70 g (3.12 mmol) of compound A in
15 mL of 95% ethanol. The mixture was refluxed for 3
10 hours, diluted with 100 mL of water and extracted with 3 x
75 mL of ethyl acetate. The combined organic extracts were
washed once with 100 mL of brine, dried and evaporated.
The residue was chromatographed on 50 g of silica gel using
Hexanes/ethyl acetate 2:1 to afford 0.49 g (49%) of
15 compound B as a colorless gum.

C. N-(3,4-Dimethyl-5-isoxazoly1)-4'-(5-oxazoly1)[1,1'-biphenyl]-2-sulfonamide

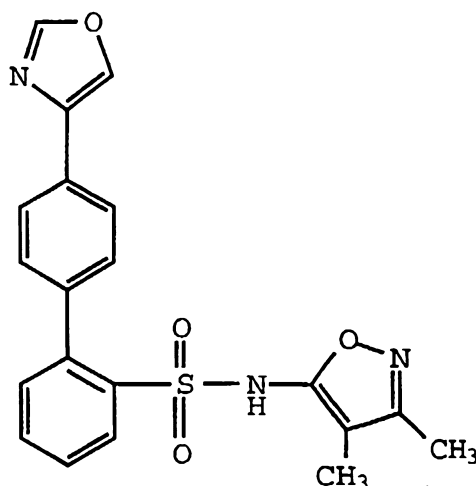
To a solution of 0.49 g (1.01 mmol) of compound B in
20 10 mL of 95% ethanol, 10 mL of 6N aqueous hydrochloric acid
was added and refluxed for 1 hour. The mixture was then
concentrated and diluted with 50 mL of water. The solution
was neutralized to pH 7 using saturated aqueous sodium
bicarbonate and then acidified to pH 4 using glacial acetic
25 acid. The white solid obtained was filtered and dried
(0.37 g). Crystallization from dichloromethane/ethyl
acetate/Hexanes afforded 0.23 g (58%) of the title compound
as a white solid. M.p. 189-191°C.

Analysis Calculated for

30 C₂₀H₁₇N₃O₄S.0.28 H₂O:

Calculated: C, 60.00; H, 4.42; N, 10.49; S, 8.01;

Found: C, 60.10; H, 4.17; N, 10.39; S, 8.04.

Example 5**N-(3,4-Dimethyl-5-isoxazolyl)-4'-(4-oxazolyl)[1,1'-biphenyl]-2-sulfonamide**

5

A. 4-(4-Bromophenyl)oxazole

A mixture of 5.0 g (18 mmol) of α ,p-dibromoacetophenone and 4.05 g (89.9 mmol) of formamide was stirred in an oil bath at 130°C for 3 hours. The mixture was then poured into 150 mL of ice/water and the solution was extracted with 3 x 100 mL of ether. The combined ether extracts were washed once with water, dried and evaporated. The residue was chromatographed on 200 mL of silica gel using Hexanes/ethyl acetate 3:1 to afford 1.3 g (32%) of compound A as a light brown solid.

B. N-(3,4-Dimethyl-5-isoxazolyl)-N-[(2-methoxyethoxy)methyl]-4'-(4-oxazolyl)[1,1'-biphenyl]-2-sulfonamide

To a solution of 0.668 g (1.74 mmol) of compound B from Example 1 and 0.104 g (0.09 mmol) of tetrakis(triphenylphosphine)palladium(0) in 25 mL of toluene under argon, 15 mL of 2M aqueous sodium carbonate was added followed by 0.52 g (2.32 mmol) of compound A in 15 mL of 95% ethanol. The mixture was refluxed for 3 hours, diluted with 100 mL of water and extracted with 3 x 75 mL of ethyl acetate. The combined organic extracts were washed once

with 100 mL of brine, dried and evaporated. The residue was chromatographed on 50 g of silica gel using Hexanes/ethyl acetate 2:1 to afford 0.43 g (51%) of compound B as a colorless gum.

5

C. N-(3,4-Dimethyl-5-isoxazolyl)-4'-(4-oxazolyl)[1,1'-biphenyl]-2-sulfonamide

To a solution of 0.75 g (1.55 mmol) of compound B in 8 mL of acetonitrile at 0°C under argon, trimethylsilyl chloride (2.01 g) and sodium iodide (2.73 g) were added and the mixture was stirred at room temperature for 1 hour. The mixture was then diluted with 10 mL of water and extracted with 100 mL of ethyl acetate. The organic layer was washed with 10 mL of saturated aqueous sodium thiosulfate, dried and evaporated. This material was purified by reverse phase preparative HPLC on 30 x 500 mm ODS S10 column using 68% solvent A (90% methanol, 10% water, 0.1% trifluoroacetic acid) and 32% solvent B (10% methanol, 90% water, 0.1% trifluoroacetic acid). The appropriate fractions were collected and neutralized with aqueous sodium bicarbonate to pH 7 and concentrated to 10 mL. The solution was acidified to pH 4 using glacial acetic acid and the white solid was filtered and dried to provide 0.33 g (54%) of the title compound.

M.p. 85 - 93°C (amorphous).

25

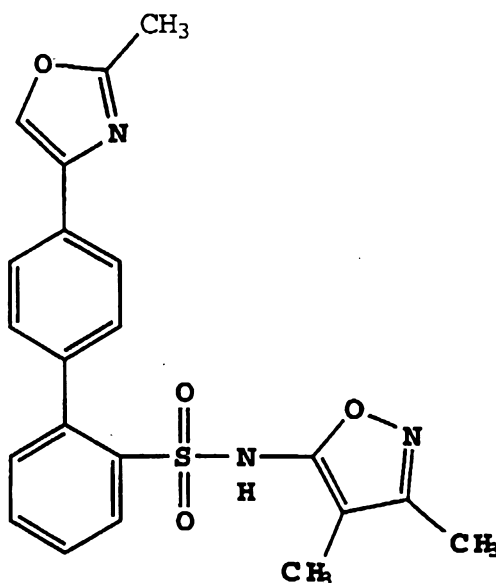
Analysis Calculated for

C₂₀H₁₇N₃O₄S.0.21 H₂O:

Calculated: C, 60.18; H, 4.40; N, 10.53; S, 8.03;

Found: C, 60.27; H, 4.05; N, 10.44; S, 7.88.

30

Example 6**N-(3,4-Dimethyl-5-isoxazolyl)-4'-(2-methyl-4-oxazolyl)[1,1'-biphenyl]-2-sulfonamide**

5

A. 4-(4-Bromophenyl)-2-methyloxazole

A mixture of 2,4-dibromoacetophenone (2.78 g, 10 mmol) and acetamide (1.48 g, 25 mmol) was heated at 130°C for 3 hours. This mixture was poured onto 30 g ice, and 150 mL ethyl acetate was added. The organic layer was separated and washed with 30 mL 1N sodium hydroxide, 30 mL 1N hydrochloric acid and 30 mL brine, dried and concentrated. The residue was chromatographed on silica gel using 15:1 hexane/ethyl acetate to afford compound A (1.29 g, 54%) as a white solid.

B. N-(3,4-Dimethyl-5-isoxazolyl)-N-[(2-methoxyethoxy)methyl]-4'-(2-methyl-4-oxazolyl)[1,1'-biphenyl]-2-sulfonamide

20

To a solution of compound A (402 mg, 1.7 mmol) and compound B from Example 1 (259 mg, 0.68 mmol) in 6.5 mL of toluene and 5.2 mL of 95% ethanol under argon, tetrakis-(triphenylphosphine)palladium(0) (78 mg, 0.068 mmol) was added and followed by 3.9 mL of 2M aqueous sodium carbonate. The reaction mixture was heated at 75°C for 3.5 hours, cooled and diluted with 40 mL of ethyl acetate. The

25

organic liquid was separated and washed with 10 mL water and 10 mL brine, dried and concentrated. The residue was chromatographed on silica gel using 2:1 hexane/ethyl acetate to afford compound B (183 mg, 54%) as a colorless gum.

C. N-(3,4-Dimethyl-5-isoxazolyl)-4'-(2-methyl-4-oxazolyl)[1,1'-biphenyl]-2-sulfonamide

10 To a solution of compound B (180 mg, 0.36 mmol) in 6 mL of 95% ethanol, 6 mL of 6N aqueous hydrochloric acid was added and the combination was refluxed for 55 minutes. The reaction mixture was concentrated and the pH of the solution was adjusted to 8 using sodium bicarbonate

15 solution. It was then acidified to pH 5 with glacial acetic acid. The mixture was extracted with 3 x 30 mL ethyl acetate. The organic liquid was washed with 10 mL brine, dried and concentrated. The residue was chromatographed on silica gel using 100:1

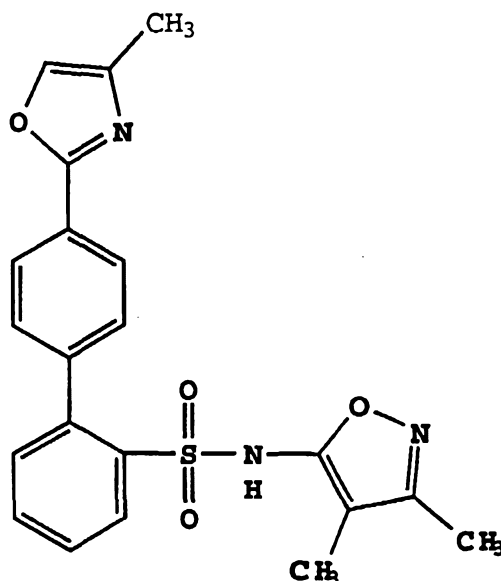
20 dichloromethane/methanol to afford the title compound (56 mg, 38%) as a light yellow solid.

M.p. 90-100°C (amorphous).

Analysis calculated for C₂₁H₁₉N₃O₄S:

Calculated: C, 61.60; H, 4.68; N, 10.26; S, 7.83;

25 Found: C, 61.56; H, 4.33; N, 9.85; S, 7.94.

Example 7**N-(3,4-Dimethyl-5-isoxazolyl)-4'-(4-methyl-2-oxazolyl)[1,1'-biphenyl]-2-sulfonamide**

5

A. 2-(4-Bromophenyl)-4-methyloxazole

4-bromobenzonitrile (9.1 g, 50 mmol) and propargyl alcohol (2.8 g, 50 mmol) were added portionwise into 12.5 mL concentrated sulfuric acid at -15°C. The reaction was stirred at 0°C for 3 hours, warmed to room temperature slowly and stirred overnight. The mixture was poured into 200 mL ice water, neutralized with sodium bicarbonate and extracted with 3 x 200 mL ethyl acetate. The combined organic liquid was washed with 50 mL brine, dried and concentrated. The residue was chromatographed on silica gel using 30:1 Hexane/ethyl acetate to afford compound A (1.44 g, 12%) as a white solid.

B. N-(3,4-Dimethyl-5-isoxazolyl)-N-[(2-methoxyethoxy)methyl]-4'-(4-methyl-2-oxazolyl)[1,1'-biphenyl]-2-sulfonamide

To a solution of compound B from Example 1 (320 mg, 0.83 mmol) and compound A (397 mg, 1.67 mmol) in 7.5 mL of toluene and 6 mL of 95% ethanol under argon, tetrakis(triphenylphosphine)palladium(0) (96 mg, 0.083

mmol) was added, followed by 4.5 mL of 2M aqueous sodium carbonate. The reaction mixture was heated at 75°C for 4 hours, cooled and diluted with 50 mL of ethyl acetate. The organic liquid was separated, washed with 10 mL water and 5 10 mL brine, dried and concentrated. The residue was chromatographed on silica gel using 2:1 Hexane/ethyl acetate to afford compound B (300 mg, 72%) as a colorless gum.

10 C. **N-(3,4-Dimethyl-5-isoxazolyl)-4'-(4-methyl-2-oxazolyl)[1,1'-biphenyl]-2-sulfonamide**

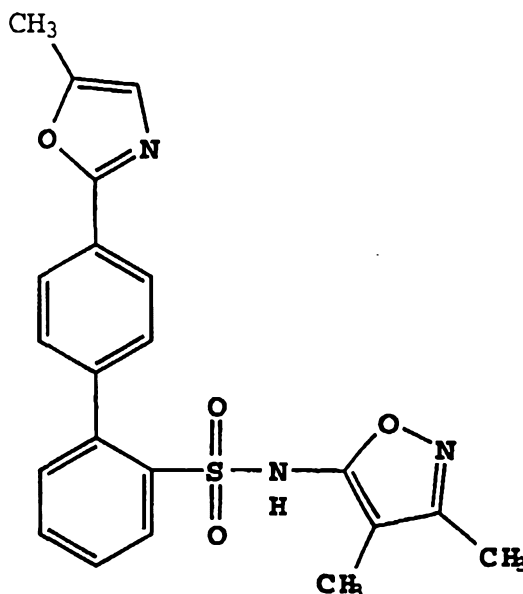
To a solution of compound B (300 mg, 0.60 mmol) in 10 mL of 95% ethanol, 10 mL of 6N aqueous hydrochloric acid 15 was added and refluxed for 1 hour. The reaction mixture was concentrated and the pH of the solution was adjusted to 8 using sodium bicarbonate solution. It was then acidified to pH 5 with glacial acetic acid. The mixture was extracted with 3 x 40 mL ethyl acetate. The organic liquid 20 was washed with 10 mL water and 10 mL brine, dried and concentrated. The residue was chromatographed on silica gel using 100:1 dichloromethane/methanol to afford the title compound (200 mg, 81%) as a white solid.

M.p. 85-95°C (amorphous).

25 Analysis calculated for $C_{21}H_{19}N_3O_4S \cdot 0.25 H_2O$:

Calculated: C, 60.92; H, 4.75; N, 10.15; S, 7.74;

Found: C, 61.15; H, 4.60; N, 9.89; S, 7.62.

Example 8**N-(3,4-Dimethyl-5-isoxazolyl)-4'-(5-methyl-2-oxazolyl)[1,1'-biphenyl]-2-sulfonamide**

5

A. 2-(4-Bromophenyl)-5-methyloxazole

To 4-bromobenzoyl chloride (4.39 g, 20 mmol) in 40 mL dichloromethane at 0°C, propargylamine (1.10 g, 20 mmol) was added, followed by triethylamine (4.05 g, 40 mmol). The mixture was stirred at room temperature for 40 minutes. 150 mL ethyl acetate was added and filtered. The filtrate was washed with 2 x 40 mL water and 40 mL brine, dried and concentrated to give 4-Bromo-N-(2-propynyl)benzamide. 4-Bromo-N-(2-propynyl)benzamide was added into ice cooled 47 mL concentrated sulfuric acid. The reaction was stirred at 5-10°C for 3 hours and at room temperature overnight. The mixture was poured into 500 mL ice water, neutralized with sodium carbonate to pH 8 and extracted with 3 x 250 mL ethyl acetate. The combined organic extracts were washed with 200 mL water and 100 mL brine, dried and concentrated to afford compound A (4.5 g, 95%) as a light yellow solid. M.p. 61-63°C.

B. N-(3,4-Dimethyl-5-isoxazolyl)-N-[(2-methoxyethoxy)methyl]-4'-(5-methyl-2-oxazolyl)[1,1'-biphenyl]-2-sulfonamide

To a solution of compound B from Example 1 (320 mg, 0.83 mmol) and compound A (397 mg, 1.67 mmol) in 7.5 mL of toluene and 6 mL of 95% ethanol under argon, tetrakis(triphenylphosphine)palladium(0) (96 mg, 0.083 mmol) was added, followed by 4.5 mL of 2M aqueous sodium carbonate. The reaction mixture was heated at 75°C for 3 hours, cooled and diluted with 50 mL of ethyl acetate. The organic liquid was separated and washed with 10 mL water and 10 mL brine, dried and concentrated. The residue was chromatographed on silica gel using 2:1 Hexane/ethyl acetate to afford compound B (298 mg, 72%) as a colorless gum.

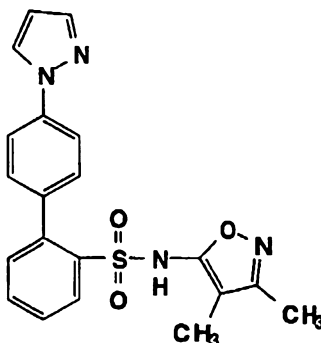
C. N-(3,4-Dimethyl-5-isoxazolyl)-4'-(5-methyl-2-oxazolyl)[1,1'-biphenyl]-2-sulfonamide

To a solution of compound B (298 mg, 0.60 mmol) in 10 mL of 95% ethanol, 10 mL of 6N aqueous hydrochloric acid was added and refluxed for 1 hour. The reaction mixture was concentrated and the pH of the solution was adjusted to 8 using sodium bicarbonate solution. It was then acidified to pH 5 with glacial acetic acid. The mixture was extracted with 3 x 40 mL ethyl acetate. The organic liquid was washed with 10 mL water and 10 mL brine, dried and concentrated. The residue was chromatographed on silica gel using 100:1 dichloromethane/methanol to afford the title compound (147 mg, 60%) as an off-white solid. M.p. 90-100°C (amorphous).

Analysis calculated for C₂₁H₁₉N₃O₄S:

Calculated: C, 61.60; H, 4.68; N, 10.26; S, 7.83;

Found: C, 61.39; H, 4.11; N, 10.03; S, 7.61.

Example 9**N-(3,4-Dimethyl-5-isoxazolyl)-4'-(1H-pyrazol-1-yl)[1,1'-biphenyl]-2-sulfonamide**

5

A. 1-(4-Bromophenyl)-1H-pyrazole

To epichlorohydrin (4 g, 43.23 mmol) and 4-bromophenyl hydrazine hydrochloride (19.32 g, 86.46 mmol) in 20 mL 60% ethanol, triethylamine (8.75 g, 12.05 mmol) was added dropwise. The mixture was warmed slowly and then refluxed for 1 hour. The solvent was evaporated, and the residue was heated at 170°C for 30 minutes and at 200°C for a further 10 minutes. 150 mL water was added, and the mixture was extracted with 3 x 200 mL ethyl acetate. The combined organic liquid was washed with 50 mL brine, dried and concentrated. The residue was chromatographed on silica gel using 40:1 Hexane/ethyl acetate to afford compound A (2.92 g, 30%) which was crystallized from hexane to give yellow needles. M.p. 72-74°C.

B. N-(3,4-Dimethyl-5-isoxazolyl)-N-[(2-methoxyethoxy)methyl]-4'-(1H-pyrazol-1-yl)[1,1'-biphenyl]-2-sulfonamide

To a solution of compound B from Example 1 (320 mg, 0.83 mmol) and compound A (372 mg, 1.67 mmol) in 7.5 mL of toluene and 6 mL of 95% ethanol under argon, tetrakis(triphenylphosphine)palladium(0) (96 mg, 0.083 mmol) was added, followed by 4.5 mL of 2M aqueous sodium carbonate. The reaction mixture was heated at 75°C for 2.5

hour, cooled and diluted with 50 mL of ethyl acetate. The organic liquid was separated, washed with 10 mL water and 10 mL brine, dried and concentrated. The residue was chromatographed on silica gel using 2.5:1 Hexane/ethyl acetate to afford compound B (280 mg, 70%) as a colorless gum.

C. **N-(3,4-Dimethyl-5-isoxazolyl)-4'-(1H-pyrazol-1-yl)[1,1'-biphenyl]-2-sulfonamide**

To a solution of compound B (280 mg, 0.58 mmol) in 10 mL of 95% ethanol, 10 mL of 6N aqueous hydrochloric acid was added and refluxed for 1 hour. The reaction mixture was concentrated and the pH of the solution was adjusted to 8 using sodium bicarbonate solution. It was then acidified to pH 5 with glacial acetic acid. The mixture was extracted with 3 x 40 mL ethyl acetate. The organic liquid was washed with 10 mL water and 10 mL brine, dried and concentrated. The residue was chromatographed on silica gel using 100:0.8 dichloromethane/methanol to afford the title compound (161 mg, 70%) as an off-white solid.

M.p. 88-98°C (amorphous).

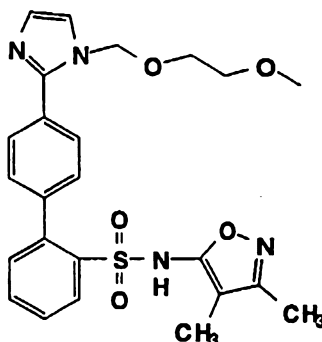
Analysis calculated for $C_{20}H_{18}N_4O_3S \cdot 0.12H_2O$:

Calculated: C, 60.56; H, 4.64; N, 14.12; S, 8.08;

Found: C, 61.26; H, 4.52; N, 13.96; S, 8.06.

Example 10**N-(3,4-Dimethyl-5-isoxazolyl)-4'-[1-[(2-methoxyethoxy)methyl]-1H-imidazol-2-yl][1,1'-biphenyl]-2-sulfonamide**

5

**A. 2-(4-Bromophenyl)-1H-imidazole**

To 4-Bromobenzaldehyde (9.25 g, 50 mmol) and glyoxal (40% wt. aqueous solution, 11.6 mL, 80 mmol) in 20 mL methanol, 60 mL 30% aqueous ammonium hydroxide was added dropwise. The mixture was stirred at room temperature overnight. The solvent was evaporated under vacuum. The residue was made slightly alkaline by the addition of aqueous sodium hydroxide, and extracted with 3 x 300 mL ethyl acetate. The combined organic extracts were dried and concentrated. The residue was dissolved in 100 mL methanol and filtered. The filtrate was concentrated and the residue was triturated with 20 mL ethyl ether to give compound A as a brown solid as (1.8 g, 16%).

B. 2-(4-Bromophenyl)-1-[(2-methoxyethoxy)methyl]-1H-imidazole

To compound A (400 mg, 1.79 mmol) in 18 mL tetrahydrofuran, sodium hydride (60% in mineral oil, 86 mg, 2.15 mmol) was added. The mixture was stirred at room temperature for 10 minutes. Methoxyethoxymethyl chloride (335 mg, 2.59 mmol) was added dropwise. The reaction was stirred at room temperature for 2 hours, and concentrated. 100 mL ethyl acetate was added and the organic liquid was washed with 20 mL water and 10 mL brine, dried and

concentrated. The residue was chromatographed on silica gel using 100:400:1 Hexane/ethyl acetate/triethylamine to afford compound B (390 mg, 70%).

5 **C. N-(3,4-Dimethyl-5-isoxazolyl)-N-[(2-methoxyethoxy)methyl]-4'-[1-[(2-methoxyethoxy)methyl]-1H-imidazol-2-yl][1,1'-biphenyl]-2-sulfonamide**

To a solution of compound B from Example 1 (722 mg, 1.88 mmol) and compound B above (390 mg, 1.25 mmol) in 11.25 mL of toluene and 9 mL of 95% ethanol under argon, tetrakis(triphenylphosphine)palladium(0) (145 mg, 0.125 mmol) was added, followed by 6.75 mL of 2M aqueous sodium carbonate. The reaction mixture was heated at 75°C for 3 hours, cooled and diluted with 75 mL of ethyl acetate. The organic liquid was separated, washed with 15 mL water and 15 mL brine, dried and concentrated. The residue was chromatographed on silica gel using 100:0.2 ethyl acetate/triethylamine to afford compound C (400 mg, 56%) as a colorless gum.

25 **D. N-(3,4-Dimethyl-5-isoxazolyl)-4'-[1-[(2-methoxyethoxy)methyl]-1H-imidazol-2-yl][1,1'-biphenyl]-2-sulfonamide**

To a solution of compound C (400 mg, 0.70 mmol) in 12 mL of 95% ethanol, 12 mL of 6N aqueous hydrochloric acid was added and refluxed for 1 hour. The reaction mixture was concentrated and the pH of the solution was adjusted to 8 using sodium bicarbonate solution. It was then acidified to pH 5 with glacial acetic acid. 200 mL ethyl acetate was added, and the organic liquid was washed with 20 mL water and 20 mL brine, dried and concentrated. The residue was chromatographed on silica gel using 100:4:0.2 dichloromethane/methanol/ammonium hydroxide to afford the title compound (210 mg, 62%), which was crystallized from ethyl acetate/Hexane to provide white crystals. M.p. 81-84°C.

Analysis calculated for C₂₄H₂₆N₄O₅S · 0.24 H₂O:

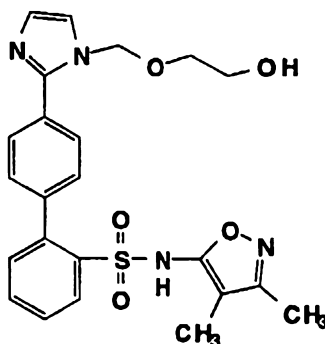
Calculated: C, 59.20; H, 5.48; N, 11.51; S, 6.58;

Found: C, 59.25; H, 5.42; N, 11.46; S, 6.39.

5

Example 11

N-(3,4-Dimethyl-5-isoxazolyl)-4'-[1-[(2-hydroxyethoxy)methyl]-1H-imidazol-2-yl]][1,1'-biphenyl]-2-sulfonamide



10

A. N-(3,4-Dimethyl-5-isoxazolyl)-4'-[1-[(2-hydroxyethoxy)methyl]-1H-imidazol-2-yl]][1,1'-biphenyl]-2-sulfonamide

15 To the title compound of Example 10 (120 mg, 0.25 mmol) in 2.5 mL dichloromethane at 0°C, boron tribromide (1M solution in dichloromethane, 0.37 mL, 0.37 mmol) was added dropwise. The reaction mixture was stirred at 0-3°C for 45 minutes. 5 mL saturated aqueous sodium bicarbonate
20 was added and stirred for 10 minutes. The mixture was then acidified to pH 5 with glacial acetic acid and extracted with 3 x 40 ml 100:5 dichloromethane/methanol. The combined organic extracts were dried and concentrated. The residue was purified by preparative HPLC on a 30 x 500 mm
25 ODS S10 column using 62% solvent A (10% methanol, 90% water, 0.1% trifluoroacetic acid) and 38% solvent B (90% methanol, 10% water, 0.1% tetrahydrofuran) to provide the title compound (80 mg, 69%) as a white solid.
M.p. 93-103°C.

Analysis calculated for $C_{23}H_{24}N_4O_5S \cdot 0.75 H_2O$:

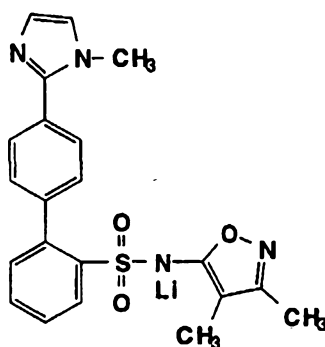
Calculated: C, 57.31; H, 5.33; N, 11.62; S, 6.65;

Found: C, 57.61; H, 5.04; N, 11.33; S, 6.55.

5

Example 12

N-(3,4-Dimethyl-5-isoxazolyl)-4'-(1-methyl-1H-imidazol-2-yl)[1,1'-biphenyl]-2-sulfonamide, lithium salt



10

A. 2-(4-Bromophenyl)-1-methyl-1H-imidazole

To compound A from Example 10 (700 mg, 3.14 mmol) in 7.8 mL tetrahydrofuran and 7.8 mL dimethylformamide, sodium hydride (60% in mineral oil, 151 mg, 3.77 mmol) was added. The mixture was stirred at room temperature for 10 minutes. Iodomethane (891 mg, 6.28 mmol) was added dropwise. The reaction mixture was stirred at room temperature for 1 hour, and concentrated. 100 mL ethyl acetate was added and the organic liquid was washed with 20 mL water and 20 mL brine, dried and concentrated. The residue was chromatographed on silica gel using 100:1:0.1 dichloromethane/methanol/ammonium hydroxide to afford compound A (500 mg, 67%).

B. N-(3,4-Dimethyl-5-isoxazolyl)-N-[(2-methoxyethoxy)methyl]-4'-(1-methyl-1H-imidazol-2-yl)[1,1'-biphenyl]-2-sulfonamide

5 To a solution of compound B from Example 1 (320 mg, 0.83 mmol) and compound A (395 mg, 1.67 mmol) in 7.5 mL of toluene and 6 mL of 95% ethanol under argon, tetrakis(triphenylphosphine)palladium(0) (96 mg, 0.083 mmol) was added, followed by 4.5 mL of 2M aqueous sodium
10 carbonate. The reaction mixture was heated at 75°C for 3 hours, cooled and diluted with 50 mL of ethyl acetate. The organic liquid was separated and washed with 10 mL water and 10 mL brine, dried and concentrated. The residue was
15 chromatographed on silica gel using 100:1.5:0.1 dichloromethane/methanol/ammonium bicarbonate to afford compound A (254 mg, 61%) as a colorless gum.

C. N-(3,4-Dimethyl-5-isoxazolyl)-4'-(1-methyl-1H-imidazol-2-yl)[1,1'-biphenyl]-2-sulfonamide, lithium salt

20 To a solution of compound B (250 mg, 0.50 mmol) in 9 mL of 95% ethanol, 9 mL of 6N aqueous hydrochloric acid was added and refluxed for 1 hour. The reaction mixture was concentrated and the pH of the solution was adjusted to 8
25 using sodium bicarbonate solution. It was then acidified to pH 5 with glacial acetic acid. The mixture was extracted with 200 mL ethyl acetate and the organic layer was washed with 20 mL water and 20 mL brine, dried and concentrated. The residue was chromatographed on silica
30 gel using 100:6:0.3 dichloromethane/methanol/ammonium bicarbonate to afford N-(3,4-Dimethyl-5-isoxazolyl)-4'-(1-methyl-1H-imidazol-2-yl)[1,1'-biphenyl]-2-sulfonamide (189 mg, 92%), which was dissolved in 1N lithium hydroxide, added on to a HP-20 column and eluted with water and then
35 10:3 water/methanol to provide the title compound as a white solid.
M.p. >200°C dec.

Analysis calculated for $C_{21}H_{19}N_4O_3SLi \cdot 2.75H_2O$:

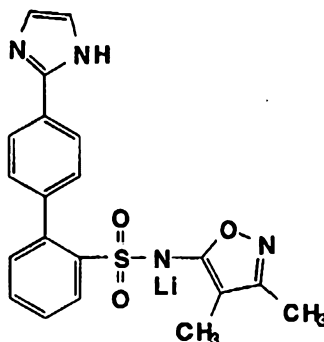
Calculated: C, 54.37; H, 5.32; N, 12.08; S, 6.91;

Found: C, 54.58; H, 5.05; N, 11.87; S, 6.80.

5

Example 13

N-(3,4-Dimethyl-5-isoxazolyl)-4'-(1H-imidazol-2-yl)[1,1'-biphenyl]-2-sulfonamide, lithium salt



10

A. 2-(4-Bromophenyl)-1H-imidazole-1-carboxylic acid, 1,1-dimethylethyl ester

To compound A from Example 10 (446 mg, 2 mmol) in 20 mL acetonitrile, di-*t*-butyl dicarbonate (524 mg, 2.4 mmol) and 4-dimethylaminopyridine (24.4 mg, 0.2 mmol) were added. The reaction mixture was stirred at room temperature overnight and concentrated. The residue was chromatographed on silica gel using 6:1 hexane/ethyl acetate to afford compound A (500 mg, 77%) as a light yellow oil.

B. 4'-[1-[(1,1-Dimethylethoxy)carbonyl]-1H-imidazol-2-yl]-N-(3,4-Dimethyl-5-isoxazolyl)-N-[(2-methoxyethoxy)methyl][1,1'-biphenyl]-2-sulfonamide

To a solution of compound B from Example 1 (496 mg, 1.29 mmol) and compound A (500 mg, 1.55 mmol) in 11.25 mL of toluene and 9 mL of 95% ethanol under argon, tetrakis(triphenylphosphine)palladium(0) (149 mg, 0.129 mmol) was added, followed by 6.75 mL of 2M aqueous sodium

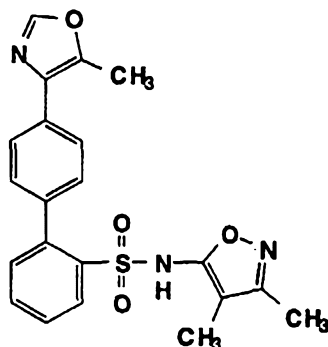
carbonate. The reaction mixture was heated at 75°C for 3 hours, cooled and diluted with 75 mL of ethyl acetate. The organic liquid was separated and washed with 15 mL water and 15 mL brine, dried and concentrated. The residue was
5 chromatographed on silica gel using 40:60:0.2 hexane/ethyl acetate/triethylamine to afford compound B (380 mg, 51%) as a colorless gum.

C. **N-(3,4-Dimethyl-5-isoxazolyl)-4'-(1H-imidazol-2-yl)[1,1'-biphenyl]-2-sulfonamide, lithium salt**
10

To a solution of compound B (380 mg, 0.65 mmol) in 12 mL of 95% ethanol, 12 mL of 6N aqueous hydrochloric acid was added and refluxed for 1 hour and 45 minutes. The
15 reaction mixture was concentrated and the pH of the solution was adjusted to 8 using sodium bicarbonate solution. It was then acidified to pH 5 with glacial acetic acid, extracted with 3 x 80 mL 100:5 dichloromethane/methanol. The organic extracts were dried
20 and concentrated. The residue was dissolved in 1N lithium hydroxide and chromatographed on HP-20 column eluted with water and then 10:2 water/methanol to provide the title compound as a white solid (180 mg, 69%).

M.p. >220°C dec.

25 Analysis calculated for $C_{20}H_{17}N_4O_3SLi \cdot 2.06H_2O$:
Calculated: C, 54.91; H, 4.87; N, 12.81; S, 7.33;
Found: C, 54.99; H, 4.78; N, 12.73; S, 6.95.

Example 14**N-(3,4-Dimethyl-5-isoxazolyl)-4'-(5-methyl-4-oxazolyl)[1,1'-biphenyl]-2-sulfonamide**

5

A. 4-(4-Bromophenyl)-5-methyloxazole

To 4'-Bromopropiophenone (3.52 g, 16.5 mmol) and formamide (10.81 g, 240 mmol) at 50°C, bromine (2.40 g, 15 mmol) was added dropwise over 10 minutes. The reaction mixture was heated from 50°C to 130°C over 20 minutes and then heated at 130°C for 4 hours. After cooling, 150 mL ethyl acetate was added and the liquid was washed with 2 x 20 mL water and 20 mL brine, dried and concentrated. The residue was chromatographed on silica gel using 40:1 Hexane/ethyl acetate to afford compound A (1.59 g, 45%).

B. N-(3,4-Dimethyl-5-isoxazolyl)-N-[(2-methoxyethoxy)methyl]-4'-(5-methyl-4-oxazolyl)[1,1'-biphenyl]-2-sulfonamide

To a solution of compound B from Example 1 (384 mg, 1.0 mmol) and compound A (408 mg, 1.7 mmol) in 9 mL of toluene and 7.2 mL of 95% ethanol under argon, tetrakis(triphenylphosphine)palladium(0) (116 mg, 0.10 mmol) was added, followed by 5.4 mL of 2M aqueous sodium carbonate. The reaction mixture was heated at 75°C for 3 hours, cooled and diluted with 60 mL of ethyl acetate. The organic liquid was separated and washed with 15 mL water and 15 mL brine, dried and concentrated. The residue was chromatographed on silica gel using 2.5:1 Hexane/ethyl

acetate to afford compound B (317 mg, 64%) as a colorless gum.

5 **C. N-(3,4-Dimethyl-5-isoxazolyl)-4'-(5-methyl-4-oxazolyl)[1,1'-biphenyl]-2-sulfonamide**

To a solution of compound B (300 mg, 0.60 mmol) in 10 mL of 95% ethanol, 10 mL of 6N aqueous hydrochloric acid was added and refluxed for 1 hour. The reaction mixture
10 was concentrated and the pH of the solution was adjusted to 8 using sodium bicarbonate solution. It was then acidified to pH 5 with glacial acetic acid. The mixture was extracted with 3 x 40 mL ethyl acetate and the organic extracts were washed with 10 mL water and 10 mL brine,
15 dried and concentrated. The residue was purified by preparative HPLC on a 30 x 500 mm ODS S10 column using 30% solvent A (10% methanol, 90% water, 0.1% trifluoroacetic acid) and 70% solvent B (90% methanol, 10% water, 0.1% tetrahydrofuran) to provide the title compound (150 mg,
20 61%) as a white solid.

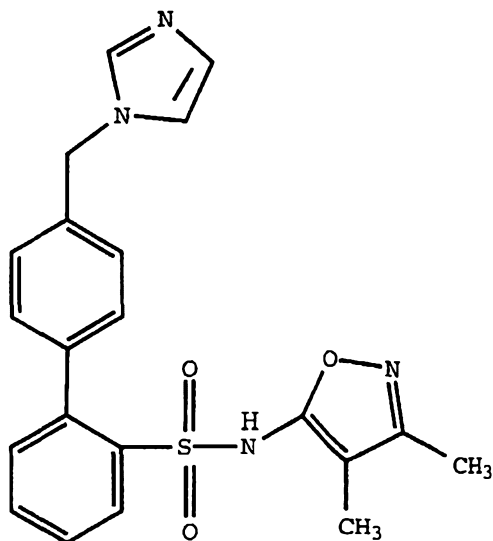
M.p. 86-96°C (amorphous).

Analysis calculated for C₂₁H₁₉N₃O₄S · 0.16H₂O:

Calculated: C, 61.17; H, 4.72; N, 10.19; S, 7.77;

Found: C, 61.20; H, 4.35; N, 10.16; S, 7.58.

25

Example 15**N-(3,4-Dimethyl-5-isoxazolyl)-4'-(1H-imidazol-1-ylmethyl)[1,1'-biphenyl]-2-sulfonamide**

5

A. N-(3,4-Dimethyl-5-isoxazolyl)-2-bromo-benzenesulfonamide

To a solution of 3.0 g (11.74 mmol) of 2-bromobenzenesulfonyl chloride in 10 mL of pyridine was added 1.32 g (11.74 mmol) of 3,4-dimethyl-5-isoxazolamine. The mixture was stirred at room temperature under argon overnight, added to 150 mL of ice water and filtered. The filtrate was acidified to pH 2 using 6N aqueous hydrochloric acid and the grey solid was filtered and dried. The solid was crystallized from methanol/water to afford 4.0 g (>100%) of compound A as tan crystalline needles (m.p. 125 - 126°C; R_f = 0.51 (10% methanol/dichloromethane)).

20

B. 2-Bromo-N-(3,4-dimethyl-5-isoxazolyl)-N'-(methoxyethoxymethyl)-benzenesulfonamide

To a solution of 1.1 g (3.33 mmol) of compound A in 15 mL of THF at room temperature under argon was added 0.19 g (4.8 mmol) of sodium hydride (60% suspension in mineral oil) in portions, and the solution was stirred at room

25

temperature for 10 minutes. Methoxyethoxymethyl chloride (0.55 g, 4.4 mmol) was then added and the solution was stirred overnight. The mixture was concentrated and diluted with 30 mL of water, and extracted with 40 mL of ethyl acetate. The combined organic extracts were washed with 50 mL of brine, dried and evaporated to provide 1.2 g (87%) of compound B as a brown gum.

C. **N-(3,4-Dimethyl-5-isoxazolyl)-N-[(2-methoxyethoxy)methyl]-4'-methyl[1,1'-biphenyl]-2-sulfonamide**

To a solution of compound B, 4-methylbenzeneboronic acid (4.76 g, 35 mmol) in 250 mL of toluene and 200 mL of 95% ethanol under argon, tetrakis(triphenylphosphine)palladium(0) (2.43 g, 2.1 mmol) was added, followed by 150 mL of 2M aqueous sodium carbonate. The reaction mixture was heated at 80°C for 2.5 hours, cooled and diluted with 300 mL of ethyl acetate. The organic liquid was separated and washed with 200 mL water and 200 mL of brine, dried and concentrated. The residue was chromatographed on silica gel using 5:1 hexane/ethyl acetate to afford compound C (9.0 g, 60%) as a colorless gum.
R_f = 0.74, silica gel, 1:1 Hexane/ethyl acetate.

D. **4'-(Bromomethyl)-N-(3,4-dimethyl-5-isoxazolyl)-N-[(2-methoxyethoxy)methyl][1,1'-biphenyl]-2-sulfonamide**

To compound C (7.7 g, 17.89 mmol) in 180 mL carbon tetrachloride, n-bromosuccinimide (4.14 g, 23.25 mmol) and benzoyl peroxide (385 mg, 1.59 mmol) were added. The reaction was refluxed for 1.5 hours. After cooling, the reaction mixture was diluted with 200 mL dichloromethane, washed with 2 x 100 mL water and 100 mL brine, dried and concentrated. The residue was chromatographed on silica

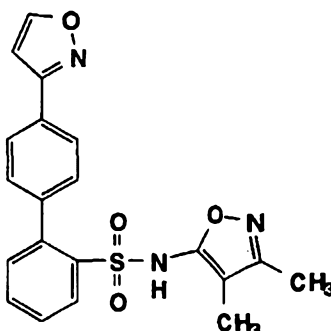
gel eluting with 4:1 hexane/ethyl acetate to provide compound D (3.64 g, 40%) as a colorless gum.
 R_f = 0.38, silica gel, 2:1 Hexane/ethyl acetate.

5 **E. N-(3,4-Dimethyl-5-isoxazolyl)-4'-(1H-imidazol-1-ylmethyl)-N-[(2-methoxyethoxy)-methyl][1,1'-biphenyl]-2-sulfonamide**

10 To compound D (400 mg, 0.79 mmol) and imidazole (133 mg, 1.95 mmol) potassium carbonate (K_2CO_3) (326 mg, 2.36 mmol) was added. The reaction was stirred at room temperature for 10 hours and then at 50°C for 1 hour. The mixture was diluted with 50 mL ethyl acetate, washed with 10 mL water and 10 mL brine, dried and concentrated. The
15 residue was chromatographed on silica gel using 100:1.5 dichloromethane/methanol to afford compound E (220 mg, 56%) as a colorless gum.
 R_f = 0.52, silica gel, 10:1 trichloromethane/methanol.

20 **F. N-(3,4-Dimethyl-5-isoxazolyl)-4'-(1H-imidazol-1-ylmethyl)[1,1'-biphenyl]-2-sulfonamide**

25 To a solution of compound E (220 mg, 0.44 mmol) in 6 mL of 95% ethanol, 6 mL of 6N aqueous HCl was added. The reaction was refluxed for 2 hours, cooled and concentrated. The reaction mixture was neutralized with saturated aqueous sodium bicarbonate ($NaHCO_3$), and then acidified to pH <5 with acetic acid. Filtration of the mixture provided a white solid (91 mg, 50%) which was dissolved in 1N HCl and
30 concentrated under vacuum to give the hydrochloride salt of the title compound as a white solid (m.p. 150°C dec.)
 R_f = 0.27, silica gel, 10:1 dichloromethane/methanol.
Analysis calculated for $C_{21}H_{20}N_4O_3S$
1.1 H_2O • 0.8 HCl:
35 Calculated: C, 55.02; H, 5.28; N, 12.22; S, 6.99; Cl, 6.19.
Found: C, 54.67; H, 4.88; N, 11.97; S, 6.93; Cl, 6.30.

Example 16**N-(3,4-Dimethyl-5-isoxazolyl)-4'-(3-isoxazolyl)[1,1'-biphenyl]-2-sulfonamide**

5

A. 4-Bromo-N-hydroxybenzenecarboximidoyl bromide

10 To a 0.5M solution of hydrochloric acid in dimethylformamide, 8.5g (42.5 mmol) of 4-Bromobenzaldehyde oxime was added and cooled to 5°C. 13g of oxone was then added in portions. The mixture was slowly warmed to room temperature and stirred for 8 hours. The reaction mixture
15 was poured into 300 mL of cold water and extracted with 2 x 150 mL of ether. The combined organic extracts were washed once with 150 mL of 0.5N aqueous hydrochloric acid and brine (150 mL), dried and evaporated to provide 7.9g (79%) of compound A.

20

B. 5-(Acetyloxy)-3-(4-bromophenyl)-4,5-dihydroisoxazole

A mixture of 4.0g (17.06 mmol) of compound A, 7.34g (85.3 mmol) of vinyl acetate and 1.9g (18.76 mmol) of triethylamine in 50 mL of toluene was stirred at 75°C for 2
25 hours. The mixture was cooled and added to 150 mL of water. The organic layer was separated and the aqueous layer was extracted with 2 x 50 mL of ethyl acetate. The combined organic extracts were washed once with 100 mL of
30 brine, dried and evaporated. The residue was crystallized

from Hexanes/ethyl acetate to afford 3.6g (74%) of compound B as a white solid.

C. 3-(4-Bromophenyl)isoxazole

- 5 To a solution of 3.0g (10.56 mmol) of compound B in 100 mL of absolute ethanol, 5 mL of 6N aqueous hydrochloric acid was added and the solution was refluxed for 3 hours. The mixture was concentrated to about 10 mL and the solution was neutralized using aqueous sodium bicarbonate.
- 10 The resulting mixture was extracted with 2 x 50 mL of ether. The combined organic extracts were washed once with 100 mL of brine, dried and evaporated. The residue was chromatographed on 100g of silica gel using Hexanes/ethyl acetate 9:1 to afford 1.6g (68%) of compound C as a white
- 15 solid.

D. N-(3,4-Dimethyl-5-isoxazolyl)-N-[(2-methoxyethoxy)methyl]-4'-(3-isoxazolyl)[1,1'-biphenyl]-2-sulfonamide

- 20 To a solution of 0.45g (1.17 mmol) of compound B from Example 1 and 0.058g (0.05 mmol) of tetrakis(triphenylphosphine)palladium(0) in 20 mL of toluene under argon, 12 mL of 2M aqueous sodium carbonate was added followed by 0.315g (1.4 mmol) of compound C in 12
- 25 mL of 95% ethanol. The mixture was refluxed for 2 hours, diluted with 100 mL of water and extracted with 3 x 50 mL of ethyl acetate. The combined organic extracts were washed once with 100 mL of brine, dried and evaporated. The residue was chromatographed on 50g of silica gel using
- 30 Hexanes/ethyl acetate 2:1 to afford 0.27g (56%) of compound D as a colorless gum.

E. N-(3,4-Dimethyl-5-isoxazolyl)-4'-(3-isoxazolyl)[1,1'-biphenyl]-2-sulfonamide

To a solution of 0.26g (0.54 mmol) of compound D in
5 10 mL of 95% ethanol, 10 mL of 6N aqueous hydrochloric acid
was added and refluxed for 1 hour. The mixture was then
concentrated, diluted with 50 mL of water and extracted
with 3 x 25 mL of ethyl acetate. The combined organic
extracts were washed once with water, dried and evaporated
10 (0.21g). This material was purified by reverse phase
preparative HPLC on a 30 x 500 mm ODS S10 column using 67%
solvent B (90% methanol, 10% water, 0.1% trifluoroacetic
acid) and 33% solvent A (10% methanol, 90% water, 0.1%
trifluoroacetic acid). The appropriate fractions were
15 collected, neutralized with aqueous sodium bicarbonate to
pH 7 and concentrated to 10 mL. The solution was then
acidified to pH 4 using glacial acetic acid and the white
solid was filtered and dried to provide 0.13g (61%) of the
title compound.
20 M.p. 85-90°C.

Analysis Calculated for C₂₀H₁₇N₃O₄S. 0.26 H₂O:

Calculated: C, 60.04; H, 4.41; N, 10.50; S, 8.01;

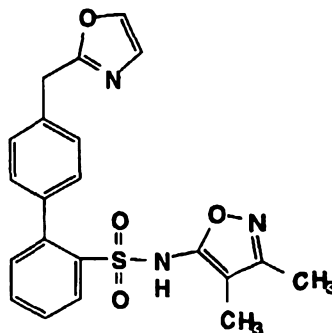
Found : C, 60.04; H, 4.30; N, 10.50; S, 8.15.

25

Example 17

N-(3,4-Dimethyl-5-isoxazolyl)-4'-(2-oxazolyl-methyl)[1,1'-biphenyl]-2-sulfonamide

30



A. 4-Bromobenzeneacetamide

To a solution of 6g (27.9 mmol) of 4-bromophenylacetic acid in 200 mL of dichloromethane under argon, 14 mL of 2M solution of oxalyl chloride in dichloromethane was added. Then four drops of dimethylformamide was added and the mixture was stirred at room temperature for 1 hour. The solution was evaporated and dried *in vacuo*. The residue was dissolved in 150 mL of methanol, and 30 mL of 28% aqueous ammonium hydroxide was added to the mixture. The solution was stirred at room temperature overnight and then diluted with 150 mL of water. The resulting white solid was filtered, washed with water and dried to afford 5.1g (85%) of compound A.

B. 2-[(4-Bromophenyl)methyl]oxazole

A mixture of compound A (2g, 9.34 mmol) and vinylene carbonate (0.9g, 10.45 mmol) in 6g of polyphosphoric acid was heated at 170°C for 3 hours. The residue was added to 100 mL of water and extracted with 2 x 100 mL of ethyl acetate. The combined organic extracts were washed once with water, dried and evaporated. The residue was chromatographed on 200 mL of silica gel using Hexanes/ethyl acetate 2:1 to provide 1.12g (50%) of compound C as a white solid.

C. N-(3,4-Dimethyl-5-isoxazolyl)-N-[(2-methoxyethoxy)methyl]-4'-(2-oxazolyl-methyl)[1,1'-biphenyl]-2-sulfonamide

To a solution of 0.6g (1.56 mmol) of compound B from Example 1 and 0.092g (0.08 mmol) of tetrakis(triphenylphosphine)palladium(0) in 30 mL of toluene under argon, 15 mL of 2M aqueous sodium carbonate was added followed by 0.45g (1.87 mmol) of compound B above in 15 mL of 95% ethanol. The mixture was refluxed for 2 hours, diluted with 100 mL of water and extracted with 3 x 50 mL of ethyl acetate. The combined organic extracts were

washed once with 100 mL of brine, dried and evaporated. The residue was chromatographed on 200 mL of silica gel using Hexanes/ethyl acetate 2:1 to afford 0.72g (93%) of compound C as a colorless gum.

5

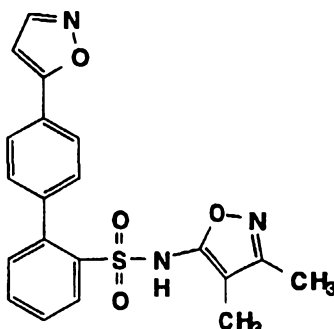
D. N-(3,4-Dimethyl-5-isoxazolyl)-4'-(2-oxazolylmethyl)[1,1'-biphenyl]-2-sulfonamide

To a solution of 0.7g (1.41 mmol) of compound C in 10 15 mL of 95% ethanol, 15 mL of 6N aqueous hydrochloric acid was added and refluxed for 1 hour. The mixture was then concentrated, diluted with 250 mL of water and extracted with 3 x 50 mL of ethyl acetate. The combined organic 15 extracts were washed once with water, dried and evaporated to provide 0.41g of a colorless gum. The residue was purified by reverse phase preparative HPLC on a 30 x 500 mm ODS S10 column using 67% solvent B (90% methanol, 10% water, 0.1% trifluoroacetic acid) and 23% solvent A (10% 20 methanol, 90% water, 0.1% trifluoroacetic acid). The appropriate fractions were collected and neutralized with aqueous sodium bicarbonate to pH 7 and concentrated to 10 mL. The solution was then acidified to pH 4 using dilute hydrochloric acid and the resulting white solid was filtered and dried to provide 0.098g (17%) of the title 25 compound.

M.p. 65-70°C.

¹H NMR (CDCl₃): δ 1.80 (s, 3H), 2.11 (s, 3H), 4.16 (s, 2H), 7.04 (s, 1H), 7.27 - 8.02 (m, 10H).

¹³C NMR (CDCl₃): δ 6.99, 11.20, 34.67, 108.10, 127.54, 30 128.32, 128.92, 129.47, 130.82, 133.15, 133.44, 135.95, 137.91, 138.51, 139.37, 141.25, 154.69, 162.27, 163.42.

Example 18**N-(3,4-Dimethyl-5-isoxazolyl)-4'-(5-isoxazolyl)[1,1'-biphenyl]-2-sulfonamide**

5

A. 1-(4-Bromophenyl)-3-(dimethylamino)-2-propen-1-one

A solution of 7.0g (35.2 mmol) of 4-bromoacetophenone in 7 mL of N,N-dimethylformamide diethyl acetal was refluxed for 20 hours. The solution was then diluted with 100 mL ether and cooled to 0°C. The yellow crystalline solid was filtered and dried to provide compound A (6.85g, 77%).

15

B. 5-(4-Bromophenyl)isoxazole

To a solution of 6.2g (24.4 mmol) of compound A in 70 mL of methanol at 0°C was added a solution of 3.31g (29.27 mmol) of hydroxylamine-O-sulfonic acid in 20 mL of methanol over a period of 3 minutes. After stirring at room temperature for 1 hour, the reaction mixture was poured into a mixture of cold saturated sodium bicarbonate solution (200 mL) and ice-water (200 mL). The resulting mixture deposited 5.1g of a light yellow solid.

Recrystallization of this material in Hexane/ethyl acetate then provided 3.12g (57%) of compound B as an off-white solid.

C. N-(3,4-Dimethyl-5-isoxazolyl)-N-[(2-methoxyethoxy)methyl]-4'-(5-isoxazolyl)[1,1'-biphenyl]-2-sulfonamide

5 To a solution of 0.56g (1.46 mmol) of compound 1 from Example 1 and 0.081g (0.07 mmol) of tetrakis(triphenylphosphine)palladium(0) in 25 mL of toluene under argon, 15 mL of 2M aqueous sodium carbonate was added followed by 0.49g (2.18 mmol) of compound B in 15
10 mL of 95% ethanol. The mixture was refluxed for 2 hours, diluted with 100 mL of water and extracted with 3 x 50 mL of ethyl acetate. The combined organic extracts were washed once with 100 mL of brine, dried and evaporated. The residue was chromatographed on 50g of silica gel using
15 Hexanes/ethyl acetate 2:1 to afford 0.26g (37%) of compound C as a colorless gum.

D. N-(3,4-Dimethyl-5-isoxazolyl)-4'-(5-isoxazolyl)[1,1'-biphenyl]-2-sulfonamide

20 To a solution of 0.25g (0.52 mmol) of compound C in 10 mL of 95% ethanol, 10 mL of 6N aqueous hydrochloric acid was added and refluxed for 1 hour. The mixture was then concentrated, diluted with 100 mL of water and extracted
25 with 3 x 50 mL of ethyl acetate. The combined organic extracts were washed once with water, dried and evaporated (0.21g). This material was purified by reverse phase preparative HPLC on a 30 x 500 mm ODS S10 column using 69%
30 solvent B (90% methanol, 10% water, 0.1% trifluoroacetic acid) and 31% solvent A (10% methanol, 90% water, 0.1% trifluoroacetic acid). The appropriate fractions were collected and neutralized with aqueous sodium bicarbonate to pH 7 and concentrated to 10 mL. The solution was
35 acidified to pH 4 using glacial acetic acid and the white solid was filtered and dried to provide 0.11g (53%) of the title compound.
M.p. 85-90°C.

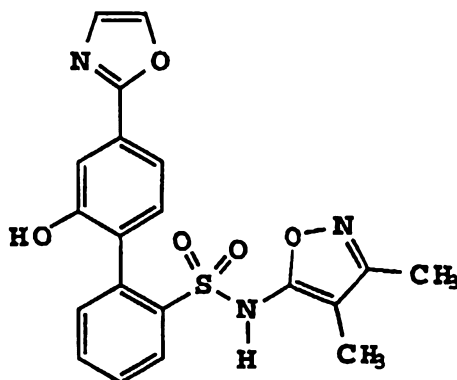
Analysis Calculated for $C_{20}H_{17}N_3O_4S \cdot 0.27 H_2O$:

Calculated: C, 60.02; H, 4.42; N, 10.50; S, 8.01;

Found: C, 60.16; H, 4.24; N, 10.36; S, 8.17.

5

Example 19



10

N-(3,4-Dimethyl-5-isoxazolyl)-2'-hydroxy-4'-(2-oxazolyl)[1,1'-biphenyl]-2-sulfonamide

A. 4-Bromo-3-hydroxybenzoic acid

Bromine (58 g, 19 mL, 0.36 mol) in acetic acid (50 mL) was slowly added over 2 hours to a solution of 3-hydroxybenzoic acid (50 g, 0.36 mol) in acetic acid (145 mL) with stirring at 15°C. After stirring at 15°C for an additional hour and then at ambient temperature for 17 hours, the solid formed was filtered and rinsed with acetic acid (20 mL). Drying by pulling air through the filter pack for 4 hours afforded 23.5 g (30%) of compound A.

B. 4-Bromo-3-hydroxybenzoic acid, methyl ester

Sulfuric acid (concentrated, 9.4 mL) was added to a solution of compound A (23.5 g, 0.11 mol) in methanol (350 mL). After refluxing for 19 hours, the reaction was allowed to cool to room temperature and the pH was brought to about 4 with saturated sodium bicarbonate. After evaporating the methanol, the remaining solution was transferred to a separatory funnel. Extraction with ether

(2 x 200 mL), washing the combined organic layers with brine (50 mL), and drying over magnesium sulfate afforded 25 g of crude product after evaporation of the solvent. Recrystallization from ether/hexane afforded 13.3 g (53%)
5 of compound B.

C. 4-Bromo-3-methoxybenzoic acid, methyl ester

Dimethyl sulfate (6.4 mL, 67 mmol) and potassium
10 carbonate (10 g) were added to a solution of compound B (13.3 g, 57 mmol) in acetone (86 mL). After refluxing for 19 hours, the reaction was cooled, the precipitate filtered off and the filtrate evaporated *in vacuo* to afford 14.7 g of crude product. Flash chromatography (silica, 50 mm
15 diameter, 10% ethyl acetate/hexane) afforded 13.9 g of compound C (100%).

D. 4-Bromo-3-methoxybenzoic acid

Potassium hydroxide (2N, 120 mL, 240 mmol) was added
20 to a solution of compound C (19 g, 79 mmol) in methanol (670 mL). After stirring at ambient temperature for 5.5 hours, water (100 mL) was added and the methanol removed *in vacuo*. The remaining solution was extracted with methylene chloride and then acidified with 6N hydrochloric acid to pH
25 1.5. Extraction with methylene chloride (1 x 500 mL and 2 x 200 mL) afforded 17 g (93%) of compound D after evaporation of the solvent.

E. 4-Bromo-3-methoxybenzamide

30 A solution of compound D (17 g, 73 mmol) and dimethylformamide (0.3 mL) in thionyl chloride (18 mL, 3.5 mol) was heated at 60°C for 2 hours. After evaporating the reaction *in vacuo* and azeotroping with toluene (twice), the residue was dissolved in tetrahydrofuran (30 mL) and
35 added slowly to a vigorously stirring concentrated ammonium hydroxide solution (95 mL). The precipitate was filtered,

washed with water and dried in a vacuum desiccator overnight to afford 17 g (100%) of compound E.

F. 2-(4-Bromo-3-methoxyphenyl)oxazole

5 Polyphosphoric acid (18 g) was added to compound E (8.5 g, 37 mmol) and the mixture was heated and stirred until it was homogeneous. Vinylene carbonate (3.2 g, 2.4 mL, 37 mmol) was added and the reaction mixture was stirred at 160°C for 2 hours during which time the reaction mixture
10 evolved gas and turned black and gummy. After cooling, water and ether were added, mixed and decanted (three times). The decanted layers were filtered through Celite® and the filtrate transferred to a separatory funnel. The organic layer was washed with water (10 mL) and 1N sodium
15 hydroxide (30 mL), and dried over magnesium sulfate to afford crude product after evaporation of the solvent. Any solid remaining in the reaction flask and the Celite® filter pad were rinsed with dichloromethane (3 x 10 mL) which was then washed with 1N sodium hydroxide (30 mL) and
20 dried over magnesium sulfate. The two portions of crude product totaled 3.6 g. Flash chromatography (silica, 50 mm diameter, 30% ethyl acetate/hexane) afforded 2.3 g (24%) of compound F.

M.p. 68.5-70.5°C.

25

G. N-(3,4-Dimethyl-5-isoxazolyl)-2'-methoxy-N-(2-methoxyethoxymethyl)-4'-(2-oxazolyl)[1,1'-biphenyl]-2-sulfonamide

30 A solution of compound B from Example 1 (2.3 g, 2.9 mmol) in ethanol (sparged with argon 20 minutes, 16 mL) was added to a solution of compound F (1.1 g, 4.4 mmol) in toluene (sparged with argon 20 minutes, 32 mL). To this solution was added a solution of sodium carbonate (1.0 g)
35 in water (sparged with argon 20 min, 16 mL) followed by tetrakis(triphenylphosphine)palladium(0) (0.28 g, 0.24 mmol). After refluxing under argon for 2 hours, the

solution was cooled and poured into brine (40 mL).

Extraction with ethyl acetate (2 x 150 mL) and drying the combined organic layers over magnesium sulfate afforded 4.1 g of crude product after evaporation of the solvent. Flash chromatography (silica, 50 mm diameter, 40% ethyl acetate/hexane) afforded 0.50 g (34%) of compound G.

10 H. **N-(3,4-Dimethyl-5-isoxazolyl)-2'-methoxy-4'-(2-oxazolyl)[1,1'-biphenyl]-2-sulfonamide**

A solution of compound G (0.45 g, 0.88 mmol) in ethanol (13.4 mL) and 6N hydrochloric acid (13.4 mL) was stirred at 90°C. After 3.5 hours, the ethanol was evaporated in vacuo, and the residue transferred to a separatory funnel with dichloromethane/water. Extraction with dichloromethane (2 x 50 mL) and drying over magnesium sulfate afforded 0.37 g (100%) of compound H after evaporation of the solvent.

20 I. **N-(3,4-Dimethyl-5-isoxazolyl)-2'-hydroxy-4'-(2-oxazolyl)[1,1'-biphenyl]-2-sulfonamide**

Boron tribromide (1 M in dichloromethane, 6.2 mL, 6.2 mmol) was added to a solution of compound H (0.33 g, 0.77 mmol) in methylene chloride (27 mL) with stirring at -78°C. After stirring at -78°C for 30 minutes, the cold bath was removed. After stirring a total of 2.5 hours, the reaction mixture was transferred to a separatory funnel with dichloromethane/water. The pH was brought to 3.5 with saturated sodium bicarbonate. Extraction with dichloromethane (2 x 70 mL), and drying over magnesium sulfate afforded 0.68 g of crude product after evaporation of the solvent. Two flash chromatographies (silica, 25 mm diameter, 6% methanol/dichloromethane and silica, 15 mm diameter, 50% ethyl acetate/dichloromethane) afforded 60 mg (19%) of the title compound.

M.p. 111.0-115.0°C.

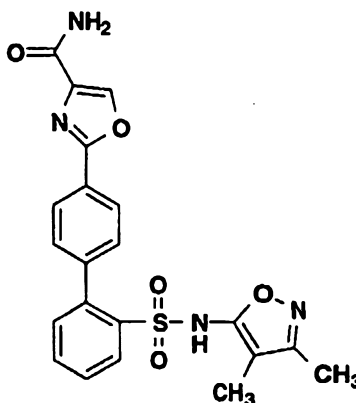
Analysis calculated for $C_{20}H_{17}N_3O_5S \cdot 0.15 C_4H_8O_2 \cdot 0.40 H_2O$:

Calculated: C, 57.29; H, 4.43; N, 9.73; S, 7.42;

Found: C, 57.30; H, 4.58; N, 9.37; S, 7.18.

5

Example 20



10

2-[2'-[[(3,4-Dimethyl-5-isoxazolyl)amino]-sulfonyl][1,1'-biphenyl]-4-yl]-4-oxazolecarboxamide

A. 2-(4-Bromophenyl)-4-oxazolecarboxaldehyde

15

A mixture of compound A from Example 7 (810 mg, 3.40 mmol) selenium dioxide (1.89 g, 17 mmol) and 6.8 mL dioxane was refluxed for 24 hours. After cooling the mixture was filtered and the filtrate was concentrated. The residue

20

was chromatographed on silica gel using 60:1 dichloromethane/ethyl acetate to afford compound A (406 mg, 47%) as a light yellow solid.

B. N-(3,4-Dimethyl-5-isoxazolyl)-4'-(4-formyl-2-oxazolyl)-N-[(2-methoxyethoxy)methyl][1,1'-biphenyl]-2-sulfonamide

25

To a solution of compound B from Example 1 (772 mg, 2.0 mmol), compound A (390 mg, 1.55 mmol) in 15 mL of toluene and 12 mL of 95% ethanol under argon,

30

tetrakis(triphenylphosphine)palladium(0) (116 mg, 0.1 mmol)

was added, followed by 9 mL of 2M aqueous sodium carbonate. The reaction mixture was heated at 75°C for 1 hour, cooled and diluted with 80 mL of ethyl acetate. The organic liquid was separated, washed with 15 mL water and 15 mL
5 brine, dried and concentrated. The residue was chromatographed on silica gel using 3:2 hexane/ethyl acetate to afford compound B (290 mg, 37%) as a colorless gum.

10 C. 2-[2'-[[(3,4-Dimethyl-5-isoxa-
zoly1) [(2-methoxyethoxy)methyl]amino]-
sulfonyl][1,1'-biphenyl]-4-yl]-4-
oxazolecarboxamide

To compound B (285 mg, 0.56 mmol) above and sulfamic
15 acid (108 mg, 1.11 mmol) in 5.6 mL tetrahydrofuran at 0°C, an ice cooled solution of sodium chlorite (101 mg, 1.11 mmol) in 5.6 mL water was added. The mixture was stirred at 0°C for 3 minutes. 50 mL dichloromethane was added and the organic liquid was washed with 10 mL brine, dried and
20 concentrated to give 2-[2'-[[(3,4-Dimethyl-5-isoxazoly1) [(2-methoxyethoxy)methyl]amino]sulfonyl][1,1'-biphenyl]-4-yl]-4-oxazolecarboxylic acid.

To 2-[2'-[[(3,4-Dimethyl-5-isoxazoly1) [(2-methoxyethoxy)methyl]amino]sulfonyl][1,1'-biphenyl]-4-yl]-
25 4-oxazolecarboxylic acid and 0.014 mL dimethylformamide in 5.6 mL dichloromethane, oxalyl chloride (2M in dichloromethane, 0.56 mL, 1.11 mmol) was added, stirred for 0.5 hours and concentrated. To this mixture, 10 mL tetrahydrofuran and 2 mL concentrated ammonium hydroxide
30 were added. The reaction mixture was stirred at room temperature for 50 minutes and concentrated. The organic liquid was washed with 15 mL water and 15 mL brine, dried and evaporated. The residue was chromatographed on silica gel using 1:4 hexane/ethyl acetate to afford compound C
35 (245 mg, 84% for three steps) as a colorless gum.

D. **2-[2'-[[(3,4-Dimethyl-5-isoxazolyl)-
amino]sulfonyl][1,1'-biphenyl]-4-yl]-
4-oxazolecarboxamide**

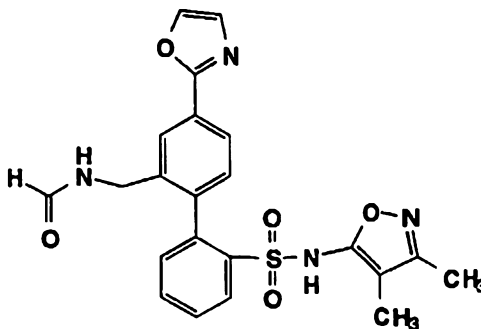
To a solution of compound C (240 mg, 0.46 mmol) in
5 4.6 mL acetonitrile at 0°C, trimethylsilicon chloride (297
mg, 2.74 mmol) was added followed by sodium iodide (410 mg,
2.74 mmol). The mixture was stirred at room temperature
for 1 hour. 5 mL water was added and extracted with 50 mL
ethyl acetate. The organic liquid was washed with 5 mL
10 saturated aqueous sodium thiosulfate and 5 mL brine, dried
and concentrated. The residue was purified by preparative
HPLC on a 30 x 500 mm ODS S10 column using 37% solvent A
(10% methanol, 90% water, 0.1% trifluoroacetic acid) and
63% solvent B (90% methanol, 10% water, 0.1%
15 tetrahydrofuran) to provide the title compound (122 mg,
61%) as a white solid.
M.p. 195°C dec.

Analysis calculated for C₂₁H₁₈N₄O₅S · 0.23H₂O:

20 Calculated: C, 57.00; H, 4.20; N, 12.66; S, 7.24;
Found: C, 57.01; H, 4.10; N, 12.65; S, 7.18.

Example 21

25 **N-(3,4-Dimethyl-5-isoxazolyl)-2'-
[(formylamino)methyl]-4'-(2-oxazolyl)[1,1'-
biphenyl]-2-sulfonamide**



A. 4-Bromo-3-methylbenzamide

To a solution of 10g (46.5 mmol) of 4-bromo-3-methyl benzoic acid in 200 mL of dichloromethane under argon, 30 mL of 2M solution of oxalyl chloride in dichloromethane was added. Four drops of dimethylformamide was then added and the mixture was stirred at room temperature for 1 hour. The solution was evaporated and dried in vacuo. The residue was dissolved in 100 mL of methanol, and 25 mL of 28% aqueous ammonium hydroxide was added to the mixture. The solution was stirred at room temperature for 3 hours, and then diluted with 500 mL of water. The resulting white solid was filtered, washed with water and dried to afford 8.9g (89%) of compound A.

B. 2-(4-Bromo-3-methylphenyl)oxazole

A mixture of compound A (12g, 56 mmol) and vinylene carbonate (6.5g, 75.5 mmol) in 25g of polyphosphoric acid was heated at 170°C for 3 hours. The residue was then added to 700 mL of water and extracted with 3 x 250 mL of ethyl acetate. The combined organic extracts were washed once with water, dried and evaporated. The residue was chromatographed on 200g of silica gel using dichloromethane to provide 6.7g (50%) of compound B as a white solid.

C. 2-[4-Bromo-3-(bromomethyl)-phenyl]oxazole

A mixture of compound B (6.5g, 27.3 mmol), N-bromosuccinimide (9.72g, 54.6 mmol) and benzoyl peroxide (250 mg) in 250 mL of carbon tetrachloride was refluxed for 8 hours while illuminating the solution with a sun lamp. The mixture was then cooled and filtered. The filtrate was concentrated to provide 10g of a light yellow solid which was used in the next step without any further purification.

D. 2-Bromo-5-(2-oxazoly1)benzaldehyde

To a solution of 7g of crude compound C in 15 mL of anhydrous dimethylsulfoxide under argon, 5.5g of anhydrous

trimethylamine N-oxide (prepared as described in Soderquist et. al. Tet. Letters., 27, 3961(1986)) was added and the mixture was stirred at 55°C for 6 hours. The mixture was then cooled, added to 150 mL of ice/water and extracted with 3 x 100 mL of ethyl acetate. The combined organic extracts were washed once with 100 mL of brine, dried and evaporated. The residue was chromatographed on 300 mL of silica gel using Hexanes/ethyl acetate 8:1 to afford 2.2g (46% for two steps) of compound D as a white solid.

10

**E. N-(3,4-Dimethyl-5-isoxazoly1)-2'-
formyl-N-[(2-methoxyethoxy)methyl]-4'-
(2-oxazoly1)[1,1'-biphenyl]-2-
sulfonamide**

15 To a solution of 2.3g (6 mmol) of compound B from Example 1 and 0.3g (0.26 mmol) of tetrakis(triphenylphosphine)palladium(0) in 40 mL of toluene under argon, 20 mL of 2M aqueous sodium carbonate was added followed by 1.0g (6.28 mmol) of compound D in 20 mL of 95% ethanol. The mixture was refluxed for 2 hours, diluted with 100 mL of water and extracted with 3 x 50 mL of ethyl acetate. The combined organic extracts were washed once with 100 mL of brine, dried and evaporated. The residue was chromatographed on 200 mL of silica gel using Hexanes/ethyl acetate 1:1 to afford 1.69g (55%) of compound E as a colorless gum.

25

**F. N-(3,4-Dimethyl-5-isoxazoly1)-2'-
formyl-4'-(2-oxazoly1)[1,1'-biphenyl]-
30 2-sulfonamide**

To a solution of 1.68g (3.28 mmol) of compound E in 30 mL of 95% ethanol, 30 mL of 6N aqueous hydrochloric acid was added and refluxed for 1 hour. The mixture was then concentrated and diluted with 250 mL of water and extracted with 3 x 150 mL of ethyl acetate. The combined organic extracts were then washed once with water, dried and

35

evaporated to provide 1.46g (90%) of compound F as a colorless gum.

5 **G. 2'-(Aminomethyl)-N-(3,4-dimethyl-5-isoxazolyl)-4'-(2-oxazolyl)[1,1'-biphenyl]-2-sulfonamide**

To a solution of 0.28g (0.66 mmol) of compound F in 25 mL of methanol, 5g of ammonium acetate and 1g of 3Å molecular sieves were added and stirred at room tempertaure
10 for 1 hour. Sodium triacetoxymorohydride (0.42g, 1.98 mmol) was added and the mixture was stirred for an additional 45 minutes. The solution was filtered, concentrated to 10 mL, diluted with 25 mL of water and extracted with 3 x 25 mL of ethyl acetate. The combined
15 organic extracts were then washed once with water, dried and evaporated. The residue was chromatographed on 15g of silica gel using 5% methanol in dichloromethane to afford 0.1g (36%) of compound G as a white solid.

20 **H. N-(3,4-Dimethyl-5-isoxazolyl)-2'-[(formylamino)methyl]-4'-(2-oxazolyl)[1,1'-biphenyl]-2-sulfonamide**

To a solution of 0.06g (0.14 mmol) of compound G in 10 mL of dichloromethane at 0°C, 0.02g of acetic formic
25 anhydride and 0.02 g triethylamine were added. The mixture was slowly warmed to room temperature and stirred for 1 hour. The mixture was diluted with 10 mL of dichloromethane, washed with 20 mL of 0.1N aqueous hydrochloric acid and then with 20 mL of water. The
30 organic layer was dried and evaporated. The residue was purified by reverse phase preparative HPLC on a 30 x 500 mm ODS S10 column using 56% solvent B (90% methanol, 10% water, 0.1% trifluoroacetic acid) and 44% solvent A (10% methanol, 90% water, 0.1% trifluoroacetic acid). The
35 appropriate fractions were collected, neutralized with aqueous sodium bicarbonate to pH 7 and concentrated to 10 mL. The solution was then acidified to pH 4 using dilute

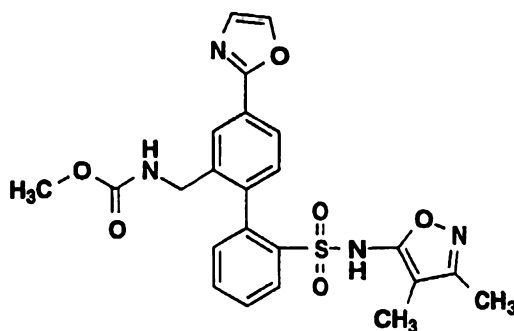
hydrochloric acid, and the white solid was filtered and dried to provide 0.013g (21%) of the title compound.

M.p. 105-109°C.

¹H NMR (CDCl₃): δ 1.87 (s, 3H), 2.12 (s, 3H), 3.89 (ABq, J = 4.1, 15.8 Hz, 1H), 4.50 (ABq, J = 7.6, 15.8 Hz, 1H), 6.63 (br s, 1H), 7.03 - 7.93 (m, 10 H), 8.14 (s, 1H).
¹³C NMR (CDCl₃): δ 6.83, 10.90, 39.80, 108.68, 124.26, 124.95, 127.29, 128.18, 128.79, 129.77, 130.26, 130.26, 130.52, 132.19, 133.58, 137.44, 137.61, 138.42, 138.88, 139.58, 154.37, 161.53, 162.25.

Example 22

N-(3,4-Dimethyl-5-isoxazolyl)-2'-[[(methoxycarbonyl)amino]methyl]-4'-(2-oxazolyl)[1,1'-biphenyl]-2-sulfonamide



A. N-(3,4-Dimethyl-5-isoxazolyl)-2'-[[(methoxycarbonyl)amino]methyl]-4'-(2-oxazolyl)[1,1'-biphenyl]-2-sulfonamide

To compound G from Example 21 (75 mg, 0.18 mmol) in 3.5 mL tetrahydrofuran, triethylamine (35 mg, 0.35 mmol) was added, followed by methyl chloroformate (17 mg, 0.18 mmol). The reaction was stirred at room temperature for 1 hour. Additional triethylamine (18 mg, 0.18 mmol) and methyl chloroformate (17 mg, 0.18 mmol) were added and the reaction was stirred at 40°C for another 1.5 hours. The reaction mixture was concentrated and the residue was

purified by preparative HPLC on a 30 x 500 mm ODS S10 column using 42% solvent A (10% methanol, 90% water, 0.1% trifluoroacetic acid) and 58% solvent B (90% methanol, 10% water, 0.1% trifluoroacetic acid) to provide the title
 5 compound (30 mg, 35%) as a white solid.
 M.p. 110-120°C (amorphous).

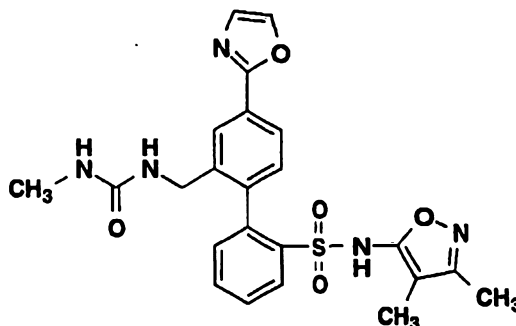
Analysis calculated for C₂₃H₂₂N₄O₆S · 0.41H₂O:

Calculated: C, 56.39; H, 4.69; N, 11.44; S, 6.54;

10 Found: C, 56.11; H, 4.48; N, 11.19; S, 6.49.

Example 23

N-[[2'-[[3,4-Dimethyl-5-isoxazolyl)amino]-
sulfonyl]-4-(2-oxazolyl)[1,1'-biphenyl]-2-
yl)methyl]N'-methylurea



A. N-[[2'-[[3,4-Dimethyl-5-isoxazolyl)
 20 amino]sulfonyl]-4-(2-oxazolyl)[1,1'-
biphenyl]-2-yl)methyl]N'-methylurea

To compound G from Example 21 (75 mg, 0.18 mmol) in 7.1 mL tetrahydrofuran, methyl isocyanate (71 mg, 1.24 mmol) was added. The reaction was stirred at room
 25 temperature overnight and concentrated. The residue was purified by preparative HPLC on a 30 x 500 mm ODS S10 column using 46% solvent A (10% methanol, 90% water, 0.1% trifluoroacetic acid) and 54% solvent B (90% methanol, 10% water, 0.1% trifluoroacetic acid) to provide the title
 30 compound (38 mg, 45%) as a white solid.
 M.p. >150°C, dec.

Analysis calculated for $C_{23}H_{23}N_5O_5S \cdot 0.45H_2O \cdot 0.2CH_2Cl_2$:

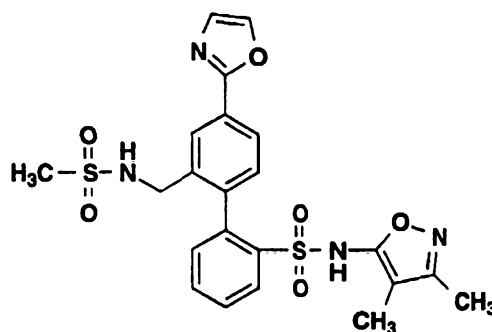
Calculated: C, 55.00; H, 4.83; N, 13.82; S, 6.33;

Found: C, 54.57; H, 4.58; N, 13.61; S, 5.95.

5

Example 24

N-(3,4-Dimethyl-5-isoxazolyl)-2'[[(methylsulfonyl)amino]methyl]-4'-(2-oxazolyl)-1,1'-biphenyl]-2-sulfonamide



10

A. N-(3,4-Dimethyl-5-isoxazolyl)-2'[[(methylsulfonyl)amino]methyl]-4'-(2-oxazolyl)1,1'-biphenyl]-2-sulfonamide

15

To compound G from Example 21 (75 mg, 0.18 mmol) and triethylamine (54 mg, 0.53 mmol) in 7.1 ml tetrahydrofuran, methanesulfonyl chloride (57 mg, 0.5 mmol) was added. The reaction was stirred at 45°C for 2 hours. The reaction mixture was concentrated and the pH of the solution was adjusted to 8 using sodium bicarbonate solution. It was then acidified to pH 5 with glacial acetic acid. The mixture was extracted with dichloromethane. The organic liquid was concentrated and the residue was purified by preparative HPLC on a 30 x 500 mm ODS S10 column using 47% solvent A (10% methanol, 90% water, 0.1% trifluoroacetic acid) and 53% solvent B (90% methanol, 10% water, 0.1% trifluoroacetic acid) to provide the title compound (27 mg, 30%) as a white solid.

M.p. 110-120°C (amorphous).

Analysis calculated for $C_{22}H_{22}N_4O_6S_2 \cdot 0.14CH_3COOH$:

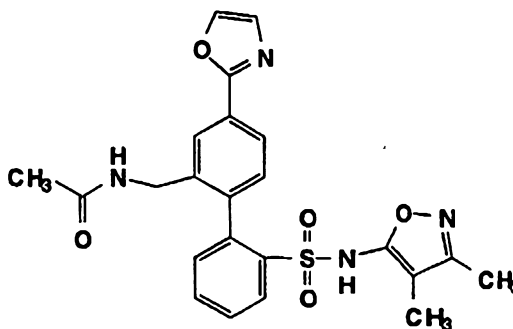
Calculated: C, 52.37; H, 4.45; N, 10.96; S, 12.56;

Found: C, 52.43; H, 4.37; N, 10.76; S, 12.11.

5

Example 25

N-[[2'-[[[(3,4-Dimethyl-5-isoxa-
zoly1)amino]sulfonyl]-4-(2-oxazolyl)][1,1'-
biphenyl]-2-yl]methyllacetamide



10

A. N-[[2'-[[[(3,4-Dimethyl-5-isoxa-
zoly1)amino]sulfonyl]-4-(2-
oxazolyl)][1,1'-biphenyl]-2-
yl]methyllacetamide

15

To a solution of 0.075g (0.177 mmol) of compound G from Example 21 in 10 mL of dichloromethane at 0°C, 0.019g (0.19 mmol) of acetic anhydride and 0.019g triethylamine were added. The mixture was then slowly warmed to room temperature and stirred for 1 hour. The mixture was diluted with 10 mL of dichloromethane and washed with 20 mL of 0.1N aqueous hydrochloric acid and then with 20 mL of water. The organic layer was dried and evaporated. The residue was purified by reverse phase preparative HPLC on a 30 x 500 mm ODS S10 column using 58% solvent B (90% methanol, 10% water, 0.1% trifluoroacetic acid) and 42% solvent A (10% methanol, 90% water, 0.1% trifluoroacetic acid). The appropriate fractions were collected and neutralized with aqueous sodium bicarbonate to pH 7 and concentrated to 10 mL. The solution was acidified to pH 4 using dilute hydrochloric acid, and the white solid was

30

filtered and dried to provide 0.041g (50%) of the title compound.

M.p. 105-107°C.

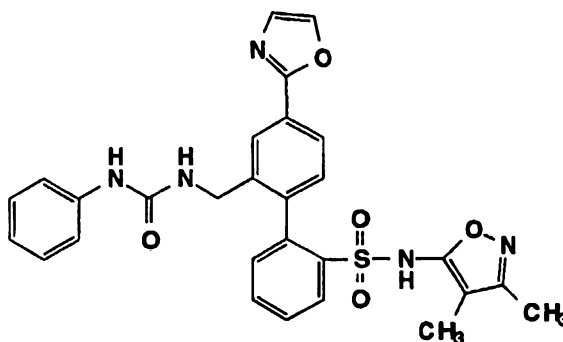
Analysis calculated for $C_{23}H_{22}N_4O_5S \cdot 0.42 H_2O$:

5 Calculated: C, 58.27; H, 4.86; N, 11.82; S, 6.76;

Found: C, 58.38; H, 4.71; N, 11.71; S, 6.93.

Example 26

10 N-[[2'-[[3,4-Dimethyl-5-isoxazolyl)amino]-
sulfonyl]-4-(2-oxazolyl)][1,1'-biphenyl]-2-
yl)methyl]N'-phenylurea



15 A. N-[[2'-[[3,4-Dimethyl-5-isoxazolyl)-
amino]sulfonyl]-4-(2-oxazolyl)][1,1'-
biphenyl]-2-yl)methyl]N'-phenylurea

To compound G from Example 21 (25 mg, 0.059 mmol) in 3 mL tetrahydrofuran, phenyl isocyanate (56 mg, 0.47 mmol) was added. The reaction was stirred at room temperature overnight and concentrated. The residue was purified by preparative HPLC on a 30 x 500 mm ODS S10 column using 33% solvent A (10% methanol, 90% water, 0.1% trifluoroacetic acid) and 67% solvent B (90% methanol, 10% water, 0.1% trifluoroacetic acid) to provide the title compound (18 mg, 56%) as a white solid.

1H NMR(CDCl₃): δ 1.82 (s, 3H), 2.16 (s, 3H), 3.99 - 4.38 (m, 2H), 6.06 (s, br, 1H), 6.91 - 8.03 (m, 15H).

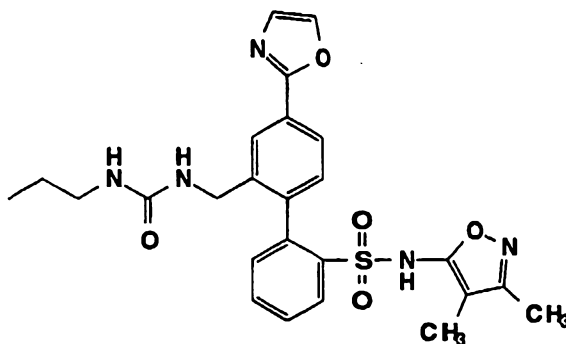
^{13}C NMR (CDCl₃): δ 7.60, 11.81, 42.65, 109.39, 119.92,

30 123.29, 124.13, 127.10, 128.26, 129.61, 130.68, 130.79,

132.96, 134.80, 137.72, 139.56, 140.00, 140.25, 140.43,
155.63, 156.58.

Example 27

5 N-[[2'-[[3,4-Dimethyl-5-isoxazolyl)-
amino]-sulfonyl]-4-(2-oxazolyl)[1,1'-biphenyl]-2-
yl)methyl]N'-propylurea



10

A. N-[[2'-[[3,4-Dimethyl-5-isoxazolyl)-
amino]-sulfonyl]-4-(2-oxazolyl)[1,1'-
biphenyl]-2-yl)methyl]N'-propylurea

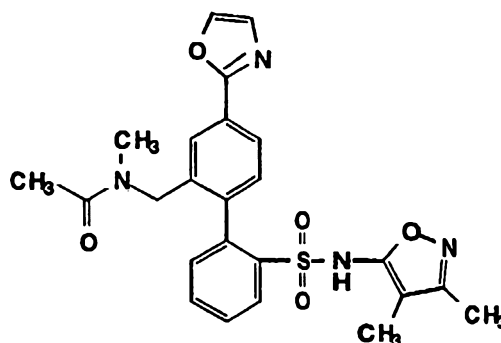
To compound G from Example 21 (20 mg, 0.047 mmol) in
15 3 mL tetrahydrofuran, propyl isocyanate (36 mg, 0.424 mmol)
was added. The reaction mixture was stirred at room
temperature overnight and concentrated. The residue was
chromatographed on silica gel using 100:4.5 dichloro-
methane/methanol to provide the title compound (16 mg, 67%)
20 as a light yellow solid.

¹H NMR (CD₃OD): δ 0.89 (t, J=7Hz, 3H), 1.46 (m, 2H), 1.70
(s, 3H), 2.10 (s, 3H), 3.06 (t, J=7Hz, 2H), 4.08 (s, 2H),
7.10-8.12 (m, 9H).

¹³C NMR (CD₃OD): δ 6.57, 10.58, 11.62, 24.37, 42.91,
25 124.83, 125.06, 127.97, 129.10, 129.62, 130.34, 131.67,
133.11, 133.74, 139.83, 140.44, 140.87, 141.24, 141.96,
160.91, 162.99, 163.42.

Example 28**N-[[2'-[[[(3,4-Dimethyl-5-isoxazolyl)amino]-sulfonyl]-4-(2-oxazolyl)[1,1'-biphenyl]-2-yl]methyl]-N-methylacetamide**

5



A. **N-[[2'-[[[(3,4-Dimethyl-5-isoxazolyl)-amino]sulfonyl]-4-(2-oxazolyl)[1,1'-biphenyl]-2-yl]methyl]-N-methylacetamide**

10

To a solution of 0.15 g (0.35 mmol) of compound F from Example 21 in 15 mL of dichloro- methane, methyl amine (33% solution in absolute ethanol, 0.13 mL, 1.06 mmol),
 15 glacial acetic acid (0.12 g, 2 mmol) and 1 g of 3 Å molecular sieves were added. The mixture was stirred at room temperature for 1 hour. Sodium triacetoxyboro-hydride (0.22 g, 1.06 mmol) was added and the mixture was stirred overnight. The solution was then filtered, washed once
 20 with water, dried and evaporated. The residue thus obtained was dissolved in 10 mL of dichloromethane, and 0.072 g (0.70 mmol) of acetic anhydride and 0.071 g (0.70 mmol) of triethylamine were added. The mixture was stirred at room temperature for 16 hours and evaporated. The
 25 residue was purified by reverse phase preparative HPLC on a 30 x 500 mm ODS S10 column using 58% solvent B (90% methanol, 10% water, 0.1% trifluoroacetic acid) and 42% solvent A (10% methanol, 90% water, 0.1% trifluoroacetic acid). The appropriate fractions were collected,
 30 neutralized with aqueous sodium bicarbonate to pH 7 and concentrated to 10 mL. The solution was acidified to pH 4

using glacial acetic acid and the white solid was filtered and dried to provide 0.069 g (41%) of the title compound as a light yellow solid.

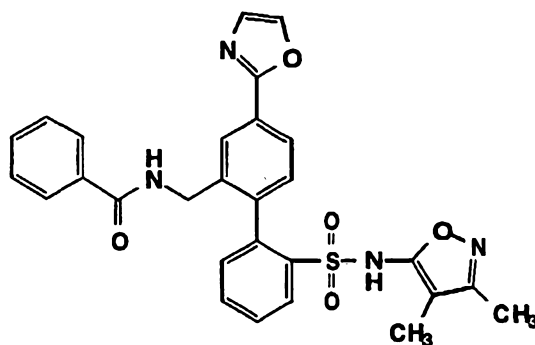
M.p. 105-115°C.

5

Example 29

N-[[2'-[[[(3,4-Dimethyl-5-isoxazolyl)amino]sulfonyl]-4-(2-oxazolyl)][1,1'-biphenyl]-2-yl]methyl]benzamide

10



A. N-[[2'-[[[(3,4-Dimethyl-5-isoxazolyl)amino]sulfonyl]-4-(2-oxazolyl)-[1,1'-biphenyl]-2-yl]methyl]benzamide

15

To compound G from Example 21 (70 mg, 0.17 mmol) and benzoyl chloride (23 mg, 0.17 mmol) in 3.3 mL dichloromethane, triethylamine (37 mg, 0.36 mmol) was added. The reaction was stirred at room temperature for 1.5 hours and concentrated. The residue was purified by preparative HPLC on a 30 x 500 mm ODS S10 column using 33% solvent A (10% methanol, 90% water, 0.1% trifluoroacetic acid) and 67% solvent B (90% methanol, 10% water, 0.1% trifluoroacetic acid) to provide the title compound (30 mg, 34%) as a white solid.

25

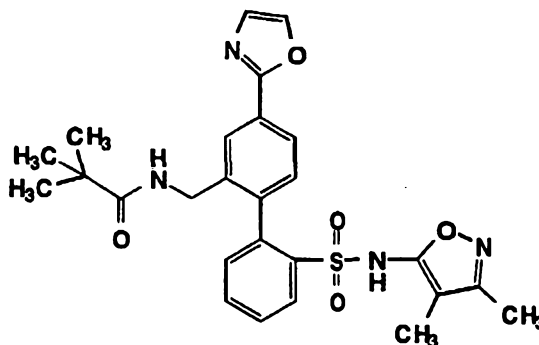
M.p. 128-135°C (amorphous)

¹H NMR (CDCl₃): δ 1.91 (s, 3H), 2.18 (s, 3H), 4.16-4.76 (m, 2H), 7.13-8.13 (m, 14H).

Example 30

N-[[2'-[[[(3,4-Dimethyl-5-isoxazolyl)amino]-sulfonyl]-4-(2-oxazolyl)][1,1'-biphenyl]-2-yl]methyl]-2,2-dimethylpropanamide

5



**A. N-[[2'-[[[(3,4-Dimethyl-5-isoxa-
zoly]amino]sulfonyl]-4-(2-oxazolyl)-
[1,1'-biphenyl]-2-yl]methyl]-2,2-
dimethylpropanamide**

10

To compound G from Example 21 (105 mg, 0.25 mmol) and trimethylacetyl chloride (30 mg, 0.25 mmol) in 4.9 mL dichloromethane, triethylamine (55 mg, 0.54 mmol) was added. The reaction was stirred at room temperature overnight and concentrated. The residue was purified by preparative HPLC on a 30 x 500 mm ODS S10 column using 33% solvent A (10% methanol, 90% water, 0.1% trifluoroacetic acid) and 67% solvent B (90% methanol, 10% water, 0.1% trifluoroacetic acid) to provide the title compound (52 mg, 34%) as a white solid.

15

20

M.p. 122-128°C

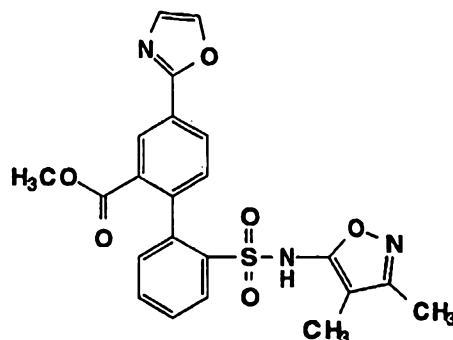
¹H NMR (CDCl₃): δ 1.18 (s, 9H), 1.93 (s, 3H), 2.18 (s, 3H), 3.96-4.46 (m, 2H), 7.24-8.05 (m, 9H).

25

Example 31

**2'-[[[(3,4-Dimethyl-5-isoxazolyl)amino]-sulfonyl]-4-
(2-oxazolyl)][1,1'-biphenyl]-2-carboxylic acid
methyl ester**

30



5 A. 2'-[[[(3,4-Dimethyl-5-isoxazolyl)-amino]-sulfonyl]-4-(2-oxazolyl)][1,1'-biphenyl]-2-carboxylic acid

To compound F from Example 21 (2.20 g, 5.20 mmol) and sulfamic acid (1.01 g, 10.39 mmol) in 52 mL THF at 0°C, an ice cooled solution of sodium chlorite (940 mg, 10.39 mmol) in 52 mL water was added. The mixture was stirred at 10 0°C for 2 minutes and then diluted with 150 mL dichloromethane. The organic liquid was separated and washed with brine, dried and concentrated. The residue was purified by preparative HPLC on an ODS S10 column using 43% solvent A (10% methanol, 90% water, 0.1% trifluoroacetic acid) and 57% solvent B (90% methanol, 10% water, 0.1% trifluoroacetic acid) to provide compound A (503 mg, 22%) as a white solid.

20 B. 2'-[[[(3,4-Dimethyl-5-isoxazolyl)-amino]sulfonyl]-4-(2-oxazolyl)][1,1'-biphenyl]-2-carboxylic acid methyl ester

To compound A (258 mg, 0.59 mmol) in 5.9 mL THF at 0°C, 1,1'-carbonyldiimidazole (209 mg, 1.29 mmol) was 25 added. After stirring at room temperature for 1 hour, 1 mL methanol was added and the reaction mixture was stirred at room temperature overnight. An additional 3 mL methanol was added and the mixture was heated at 50°C for an additional 1 hour. After cooling to room temperature, 10 30 mL 0.5N aqueous HCl was added and stirred for 10 minutes. 60 mL ethyl acetate was added and the organic liquid was

separated and washed with brine, dried and concentrated. The residue was purified by preparative HPLC on an ODS S10 column using 34% solvent A (10% methanol, 90% water, 0.1% trifluoroacetic acid) and 66% solvent B (90% methanol, 10% water, 0.1% trifluoroacetic acid) to provide the title compound (98 mg, 37%) as a white solid.

5 M.p. 106-112°C (amorphous). R_f =0.54, silica gel, 20:1 dichloromethane/methanol.

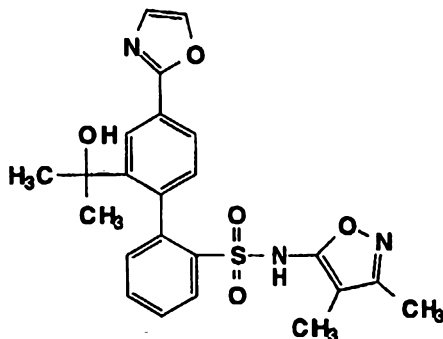
^1H NMR (CDCl_3): δ 1.84 (s, 3H), 2.17 (s, 3H), 3.73 (s, 3H), 7.27-8.62 (m, 10H).

10

Example 32

N-(3,4-Dimethyl-5-isoxazolyl)-2'-(1-hydroxy-1-methylethyl)-4'-(2-oxazolyl)[1,1'-biphenyl]-2-sulfonamide

15



A. **N-(3,4-Dimethyl-5-isoxazolyl)-2'-(1-hydroxy-1-methylethyl)-4'-(2-oxazolyl)[1,1'-biphenyl]-2-sulfonamide**

20

To the title compound of Example 31 (87 mg, 0.19 mmol) in 1.9 mL THF at 0°C, methylmagnesium bromide (1.4M in toluene/THF 75:25, 0.43 mL, 0.60 mmol) was added. The reaction was stirred at 0°C for 10 minutes and at room temperature for 3 hours. Additional methylmagnesium bromide (1.4M in toluene/THF 75:25, 0.069 mL, 0.096 mmol) was added and stirred for an additional 10 minutes. The reaction was quenched with ice-water and acetic acid (45 mg, 0.77 mmol) and stirred for 10 minutes. The mixture was extracted with ethyl acetate and the organic extract was

25

30

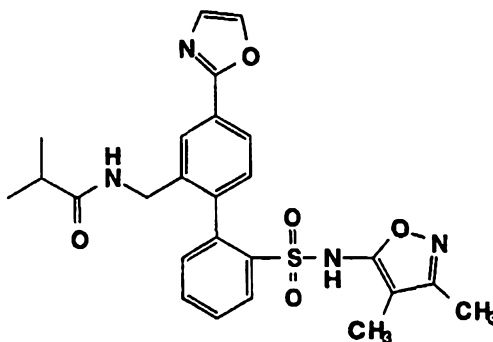
washed with brine, dried and concentrated. The residue was purified by preparative HPLC on an ODS S10 column using 37% solvent A (10% methanol, 90% water, 0.1% trifluoroacetic acid) and 63% solvent B (90% methanol, 10% water, 0.1% trifluoroacetic acid) to provide the title compound (40 mg, 46%) as a white solid.

M.p. 112-118°C (amorphous). Rf=0.27, silica gel, 20:1 dichloromethane/methanol.

¹H NMR (CDCl₃): δ 1.46 (s, 3H), 1.76 (s, 3H), 1.91 (s, 3H), 2.19 (s, 3H), 7.11-8.08 (m, 10H).

Example 33

N-[[[2'-[[[(3,4-Dimethyl-5-isoxazolyl)amino]sulfonyl]-4-(2-oxazolyl)][1,1'-biphenyl]-2-yl]methyl]-2-methylpropanamide



A. **N-[[2'-[[[(3,4-Dimethyl-5-isoxazolyl)-amino]sulfonyl]-4-(2-oxazolyl)[1,1'-biphenyl]-2-yl]methyl]-2-methyl-propanamide**

- 5 To compound G from Example 21 (70 mg, 0.17 mmol) and isobutyryl chloride (18 mg, 0.17 mmol) in 3.3 mL dichloromethane, triethylamine (37 mg, 0.36 mmol) was added. The reaction was stirred at room temperature for 2 hours and concentrated. The residue was purified by
10 preparative HPLC on a 30 x 500 mm ODS S10 column using 38% solvent A (10% methanol, 90% water, 0.1% trifluoroacetic acid) and 62% solvent B (90% methanol, 10% water, 0.1% trifluoroacetic acid) to provide the title compound (36 mg, 44%) as a white solid.
15 M.p. 112-120°C (amorphous). Rf=0.31, silica gel, 20:1 dichloromethane/methanol.

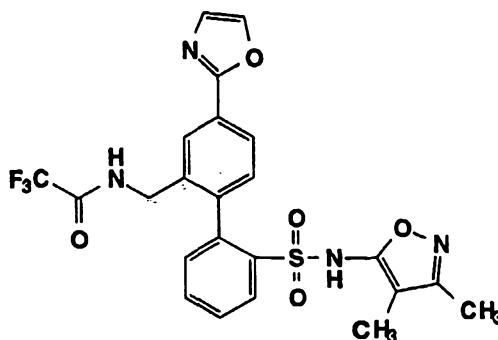
¹H NMR (CDCl₃): δ 1.13 (m, 6H), 1.93 (s, 3H), 2.19 (s, 3H), 2.42 (m, 1H), 4.04-4.43 (m, 2H), 6.56-8.40 (m, 11H).

20

Example 34

N-[[2'-[[[(3,4-Dimethyl-5-isoxazolyl)aminosulfonyl]-4-(2-oxazolyl)[1,1'-biphenyl]-2-yl]methyl]-2,2,2-tri-fluoroacetamide

25



A. **N-[[2'-[[[(3,4-Dimethyl-5-isoxazoly)amino]sulfonyl]-4-(2-oxazoly)[1,1'-biphenyl]-2-yl]methyl]-2,2,2-trifluoroacetamide**

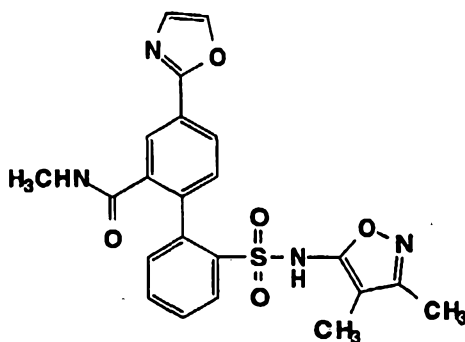
5 To compound G from Example 21 (40 mg, 0.094 mmol) in 1.9 mL dichloromethane, triethylamine (19 mg, 0.19 mmol) was added and followed by trifluoroacetic anhydride (20 mg, 0.094 mmol). The reaction was stirred at room temperature for 2 hours and concentrated. The residue was purified by
 10 preparative HPLC on a 30 x 500 mm ODS S10 column using 37% solvent A (10% methanol, 90% water, 0.1% trifluoroacetic acid) and 63% solvent B (90% methanol, 10% water, 0.1% trifluoroacetic acid) to provide the title compound (20 mg, 41%) as a white solid. M.p. 112-120°C (amorphous). Rf=0.31,
 15 silica gel, 20:1 dichloromethane/methanol.

¹H NMR (CDCl₃) : δ 1.94 (s, 3H), 2.19 (s, 3H), 4.03-4.56 (m, 2H), 7.06-8.06 (m, 10H).

20

Example 35

N-(3,4-Dimethyl-5-isoxazoly)-2'-[(methylamino)carbonyl]-4'-(2-oxazoly)[1,1'-biphenyl]-2-sulfonamide



25

A. **N-(3,4-Dimethyl-5-isoxazoly)-2'-[(methylamino)carbonyl]-4'-(2-oxazoly)[1,1'-biphenyl]-2-sulfonamide**

30 To compound A from Example 31 (124 mg, 0.28 mmol) in 2.8 mL THF at 0°C, 1,1'-carbonyldi-imidazole (101 mg, 0.62

mmol) was added. After stirring at room temperature for 2 hours, 1 mL methylamine (40% in water) was added and the reaction was stirred at room temperature for 3 hours. 10 mL 1N HCl was added and stirred for 3 minutes. The mixture
 5 was extracted with 50 mL ethyl acetate and the organic extract was washed with water and brine, dried and concentrated. The residue was dissolved in 3 mL saturated sodium bicarbonate water solution and filtered. The filtrate was acidified to pH<5 with sodium bisulfate, and
 10 it was then filtered to give the title compound as a white solid (80 mg, 63%).

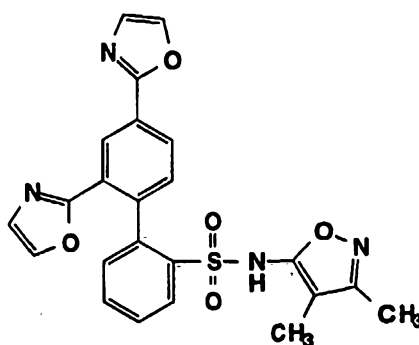
M.p. 122-131°C.

Rf=0.11, silica gel, 20:1 dichloromethane/methanol.

15 ¹H NMR (CDCl₃): δ 1.89 (s, 3H), 2.20 (s, 3H), 3.73 (s, 3H), 2.76 (d, J=3.5Hz, 3H), 6.53-8.16 (m, 11H).

Example 36

20 N-(3,4-Dimethyl-5-isoxazolyl)-2',4'-bis(2-oxazolyl)[1,1'-biphenyl]-2-sulfonamide



25 A. 2'-[[[(3,4-Dimethyl-5-isoxazolyl)[(2-methylethoxy)methyl]amino]sulfonyl]-4-(2-oxazolyl)[1,1'-biphenyl]-2-carboxylic acid

To compound E from Example 21 (525 mg, 1.03 mmol) and sulfamic acid (199 mg, 2.05 mmol) in 14.7 mL THF at
 30 0°C, an ice cooled solution of sodium chlorite (186 mg, 2.05 mmol) in 14.7 mL water was added. The mixture was

stirred at 0°C for 2 minutes and then diluted with 100 mL dichloromethane. The organic liquid was separated and washed with brine, dried and concentrated to provide compound A as a gum, which was used without further purification.

5
10
B. **2'-[[(3,4-Dimethyl-5-isoxazolyl) [(2-methylethoxy)methyl]amino]sulfonyl]-4-(2-oxazolyl)[1,1'-biphenyl]-2-carbonyl chloride**

To compound A and 0.026 mL DMF in dichloromethane, oxalyl chloride (2M in dichloromethane, 1.3 mL, 2.6 mmol) was added. The reaction was stirred at room temperature for 1 hour and concentrated to give compound B.

15
C. **N-(3,4-Dimethyl-5-isoxazolyl)-N-[(2-methylethoxy)methyl]-2',4'-bis(2-oxazolyl)[1,1'-biphenyl]-2-sulfonamide**

A mixture of compound B, 1H-1,2,3-triazole (71 mg, 1.03 mmol) and potassium carbonate (936 mg, 6.8 mmol) in 4.1 mL sulfolane was heated at 140°C for 3 hours. The mixture was diluted with 100 mL ethyl acetate, washed with water and brine, dried and concentrated. The residue was chromatographed on silica gel using 50:70:0.1 hexane/ethyl acetate/triethylamine to afford compound C.

25
D. **N-(3,4-Dimethyl-5-isoxazolyl)-2',4'-bis(2-oxazolyl)[1,1'-biphenyl]-2-sulfonamide**

30 To compound C in 10 mL 95% ethanol, 10 mL 6N HCl was added. The mixture was refluxed for 1 hour and concentrated. The residue was neutralized to pH~5 with sodium bicarbonate and extracted with ethyl acetate. The organic extracts were washed with brine, dried and concentrated. The residue was purified by preparative HPLC on an ODS S10 column using 35% solvent A (10% methanol, 90% water, 0.1% trifluoroacetic acid) and 65% solvent B (90%

methanol, 10% water, 0.1% trifluoroacetic acid) to provide the title compound (56 mg, 12% for four steps) as a white solid.

M.p. 108-113°C (amorphous). Rf=0.30, silica gel, 20:1

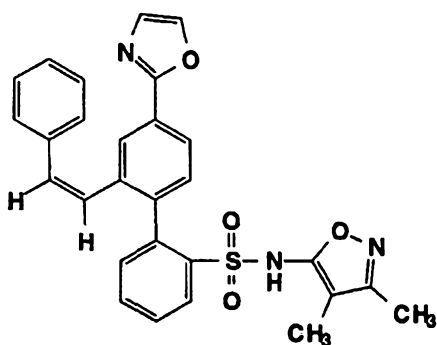
5 dichloromethane/methanol.

¹H NMR (CDCl₃): δ 1.90 (s, 3H), 2.19 (s, 3H), 7.02-9.61 (m, 12H).

10

Example 37 and Example 38

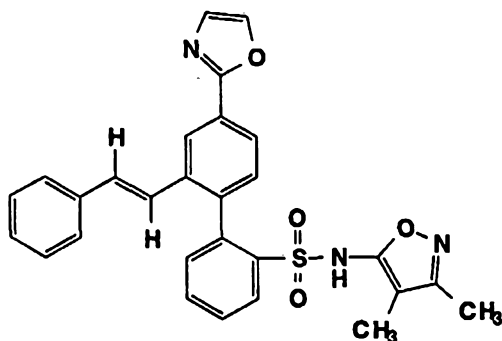
(Z)-N-(3,4-Dimethyl-5-isoxazolyl)-4'-(2-oxazolyl)-2'-(2-phenylethenyl)[1,1'-biphenyl]-2-sulfonamide



and

15

(E)-N-(3,4-Dimethyl-5-isoxazolyl)-4'-(2-oxazolyl)-2'-(2-phenylethenyl)[1,1'-biphenyl]-2-sulfonamide



20

A. **(Z)-N-(3,4-Dimethyl-5-isoxazolyl)-N-[(2-methylethoxy)methyl]-4'-(2-oxazolyl)-2'-(2-phenylethenyl)[1,1'-biphenyl]-2-sulfonamide**

25

and

B. (E)-N-(3,4-Dimethyl-5-isoxazolyl)-N-
[(2-methylethoxy)methyl]-4'-(2-
5 oxazolyl)-2'-(2-phenylethenyl)[1,1'-
biphenyl]-2-sulfonamide

To benzyltriphenylphosphonium chloride (300 mg, 0.77
mmol) in 7.7 mL THF at -78°C, n-butyl lithium (2M in
pentane, 0.39 mL, 0.78 mmol) was added. The cold bath was
10 removed and the mixture was stirred at room temperature for
45 minutes before cooling to -78°C again. Compound E from
Example 21 (304 mg, 0.59 mmol) was added at -78°C and the
reaction was then stirred at room temperature for 2.5
hours. 10 mL water and 40 mL ethyl acetate were added.
15 The organic liquid was separated and washed with saturated
aqueous ammonium chloride and brine, dried and
concentrated. The residue was chromatographed on silica
gel using 2:1 hexane/ethyl acetate to afford a mixture of
compounds A and B.

20

C. (Z)-N-(3,4-Dimethyl-5-isoxazolyl)-4'-
(2-oxazolyl)-2'-(2-phenylethenyl)-
[1,1'-biphenyl]-2-sulfonamide

25 and

D. (E)-N-(3,4-Dimethyl-5-isoxazolyl)-4'-
(2-oxazolyl)-2'-(2-phenylethenyl)-
[1,1'-biphenyl]-2-sulfonamide

30 To a solution of compounds A and B in 6 mL of 95%
ethanol, 6 mL of 6N aqueous hydrochloric acid was added and
refluxed for 1 hour. The reaction mixture was concentrated
and 80 mL ethyl acetate was added. The organic liquid was
separated and washed with brine, dried and concentrated.
35 The residue was purified by preparative HPLC on an ODS S10
column using 22% solvent A (10% methanol, 90% water, 0.1%
trifluoroacetic acid) and 78% solvent B (90% methanol, 10%

water, 0.1% trifluoroacetic acid) to provide compound C, the title compound of Example 37 (73 mg, 19% for two steps) as a white solid.

M.p. 102-109°C (amorphous), R_f=0.32 (silica gel, 20:1

5 dichloromethane/methanol).

The HPLC column was eluted with the same solvents further to provide a mixture, which was chromatographed on silica gel using 100:2 dichloromethane/methanol to give compound D, the title compound of Example 38 (27 mg, 7% for

10 two steps) as a light yellow solid.

M.p. 109-116°C (amorphous), R_f=0.32 (silica gel, 20:1 dichloromethane/methanol).

¹H NMR (CDCl₃) of the title compound of Example 37: δ 1.86

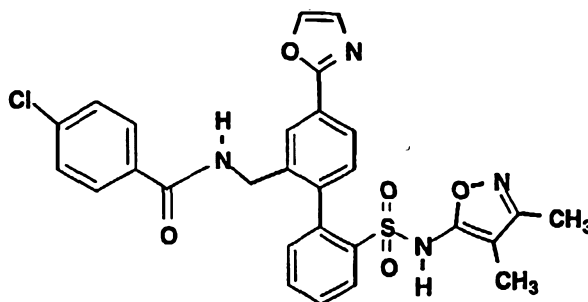
15 (s, 3H), 2.16(s, 3H), 6.38-6.51 (m, J=12.3Hz, 2H), 6.60-7.98 (m, 15H).

¹H NMR (CDCl₃) of the title compound of Example 38: δ 1.74

20 (s, 3H), 2.01(s, 3H), 6.72-7.10 (m, J=16.4Hz, 2H), 7.17-7.98 (m, 15H).

Example 39

4-Chloro-N-[[2'-[[[(3,4-dimethyl-5-isoxazolyl)amino]sulfonyl]-4-(2-oxazolyl)-
[1,1'-biphenyl]-2-yl]methyl]phenylacetamide

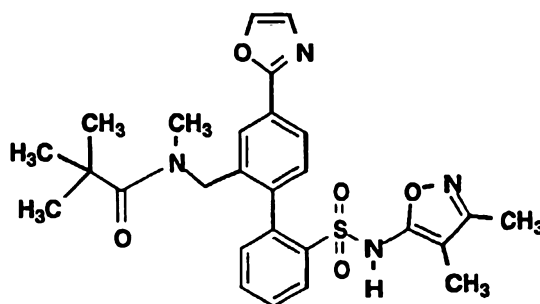


A. **4-Chloro-N-[[2'-[[[(3,4-dimethyl-5-isoxazolyl)amino]sulfonyl]-4-(2-oxazolyl)-[1,1'-biphenyl]-2-yl]-methyl]phenylacetamide**

- 5 To a solution of 0.20 g (0.47 mmol) of compound G from Example 21 in 15 mL of dichloromethane, 0.082 g (0.47 mmol) of 4-chlorobenzoyl chloride and 0.104 g (1.03 mmol) of triethylamine were added. The mixture was then stirred at room temperature for 16 hours and evaporated. The
- 10 residue was purified by reverse phase preparative HPLC on a 30 x 500 mm ODS S10 column using 79% solvent B (90% methanol, 10% water, 0.1% trifluoroacetic acid) and 21% solvent A (10% methanol, 90% water, 0.1% trifluoroacetic acid). The appropriate fractions were collected and
- 15 neutralized with aqueous sodium bicarbonate to pH 7 and concentrated to 10 mL. The solution was then acidified to pH 4 using glacial acetic acid and the white solid was filtered and dried to provide 0.033 g (12.5%) of the title compound as a white solid.
- 20 M.p. 130-134°C.

Example 40

N-[[[2'-[[[(3,4-Dimethyl-5-isoxazolyl)amino]-sulfonyl]-4-(2-oxazolyl)][1,1'-biphenyl]-2-yl]methyl]-N,2,2-trimethylpropanamide



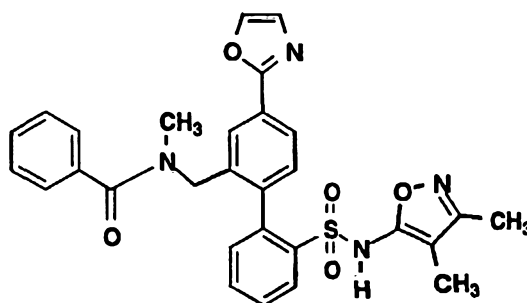
- A. **N-[[[2'-[[[(3,4-Dimethyl-5-isoxazolyl)amino]-sulfonyl]-4-(2-oxazolyl)][1,1'-biphenyl]-2-yl]methyl]-N,2,2-trimethylpropanamide**
- 30

To a solution of 0.25 g (0.59 mmol) of the intermediate formed in the preparation of compound A from Example 28 in 10 mL of dichloromethane, 0.078 g (0.65 mmol) of pivaloyl chloride and 0.131 g (1.30 mmol) of triethylamine were added. The mixture was then stirred at room temperature for 16 hours and evaporated. The residue was purified by reverse phase preparative HPLC on a 30 x 500 mm ODS S10 column using 75% solvent B (90% methanol, 10% water, 0.1% trifluoroacetic acid) and 25% solvent A (10% methanol, 90% water, 0.1% trifluoroacetic acid). The appropriate fractions were collected and neutralized with aqueous sodium bicarbonate to pH 7 and concentrated to 10 mL. The solution was then acidified to pH 4 using aqueous sodium bisulfate and the white solid was filtered and dried to provide 0.036 g (12%) of the title compound as a white solid.

M.p. 125-130°C.

Example 41

N-[[2'-[[[(3,4-Dimethyl-5-isoxazolyl)amino]-sulfonyl]-4-(2-oxazolyl)][1,1'-biphenyl]-2-yl]methyl]-N-methylbenzamide



25

A. N-[[2'-[[[(3,4-Dimethyl-5-isoxazolyl)amino]-sulfonyl]-4-(2-oxazolyl)][1,1'-biphenyl]-2-yl]methyl]-N-methylbenzamide

To a solution of 0.25 g (0.59 mmol) of the intermediate formed in the preparation of compound A from Example 28 in 10 mL of dichloromethane, 0.10 g (0.71 mmol) of benzoyl chloride and 0.13 g (1.3 mmol) of triethylamine

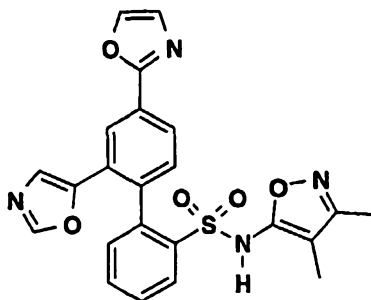
were added. The mixture was then stirred at room temperature for 16 hours and evaporated. The residue was purified by reverse phase preparative HPLC on a 30 x 500 mm ODS S10 column using 68% solvent B (90% methanol, 10% water, 0.1% trifluoroacetic acid) and 32% solvent A (10% methanol, 90% water, 0.1% trifluoroacetic acid). The appropriate fractions were collected and neutralized with aqueous sodium bicarbonate to pH 7 and concentrated to 10 mL. The solution was then acidified to pH 4 using aqueous sodium bisulfate and the white solid was filtered and dried to provide 0.075 g (23%) of the title compound as a white solid.

M.p. 132-140°C.

15

Example 42

N-(3,4-Dimethyl-5-isoxazolyl)-2'-oxazolyl-5-yl-4'-oxazol-2-yl-[1,1'-biphenyl]-2-sulfonamide



20

A. **N-(3,4-Dimethyl-5-isoxazolyl)-N-[(2-methoxyethoxy)methyl]-2'-oxazolyl-5-yl-4'-oxazol-2-yl-[1,1'-biphenyl]-2-sulfonamide**

25

A solution of Compound E from Example 21 (300 mg, 0.57 mmol), tosylmethyloisocyanide (112 mg, 0.57 mmol) and potassium carbonate (95 mg, 0.69 mmol) in 4 mL of methanol was refluxed for two hours. After cooling to room temperature, the reaction mixture was preabsorbed on Celite® and the resulting powder was loaded onto a 2.5 x 20 cm silica gel column. Elution was with a stepwise gradient

30

of 200 mL each of ethyl acetate:hexane, 50:50 to ethyl acetate in 10% intervals. The pure fractions were concentrated to afford 96 mg (30%) of compound A as light yellow oil.

5

B. **N-(3,4-Dimethyl-5-isoxazolyl)-2'-oxazolyl-5-yl-4'-oxazol-2-yl-[1,1'-biphenyl]-2-sulfonamide**

A mixture of compound A (90 mg, 0.16 mmol), 6N HCl (1.6 ml) and ethanol (1.6 mL) was refluxed for 2.5 hours. After cooling to room temperature, the solvent was removed *in vacuo* and the residue was partitioned between ethyl acetate (75 mL) and saturated ammonium chloride solution (50 mL). The organic layer was washed with water (50 mL) and brine (50 mL). Drying (MgSO₄) and concentration afforded a pink solid. Attempts to dissolve this solid in saturated NaHCO₃ solution were unsuccessful and the resulting suspension was filtered and washed thoroughly with water. Drying under high vacuum afforded 30 mg (41%) of the title compound as a light pink solid. Mp 212-218 °C. (dec.)

¹H NMR (DMSO-d₆): δ 1.56 (s, 3H), 2.06 (s, 3H), 5.82 (s, 1H), 7.21 (d, J= 8 Hz, 1H), 7.36 (m, 1H), 7.47 (s, 1H), 7.79 (m, 2H), 7.92 (d, J= 8 Hz, 1H), 8.13 (m, 1H), 8.32 s, 2H), 8.34 (s, 1H).

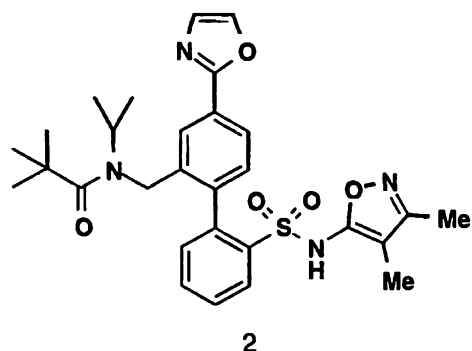
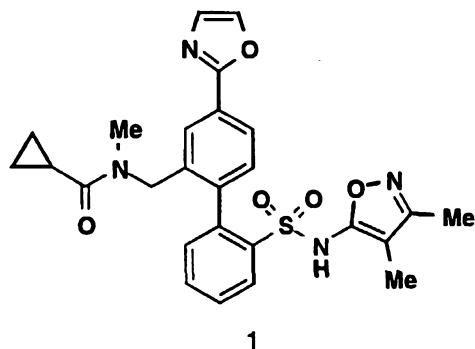
Other compounds contemplated by the present invention include the following compounds:

1. N-[[2'-[[[(3,4-Dimethyl-5-isoxazolyl)-amino]sulfonyl]-4-(2-oxazolyl)[1,1'-biphenyl]-2-yl]methyl]-N-methylcyclopropanamide (see Example 53);
2. N-[[2'-[[[(3,4-Dimethyl-5-isoxazolyl)-amino]sulfonyl]-4-(2-oxazolyl)[1,1'-biphenyl]-2-yl]methyl]-2,2-dimethyl-N-(1-methyl-ethyl)propanamide (see Example 43);

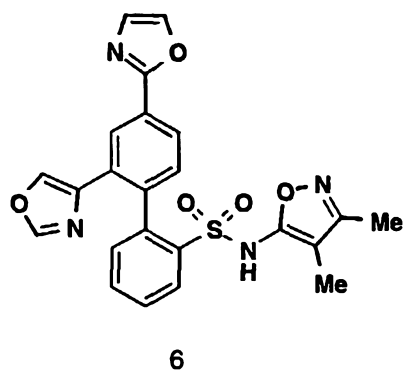
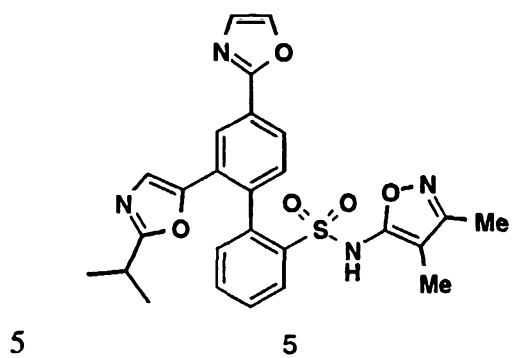
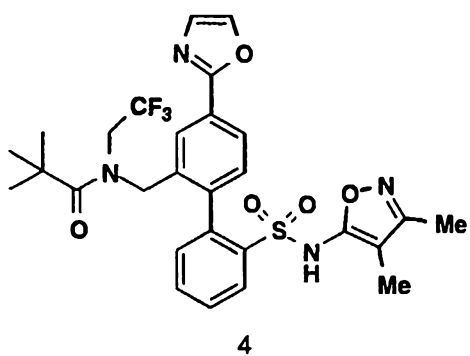
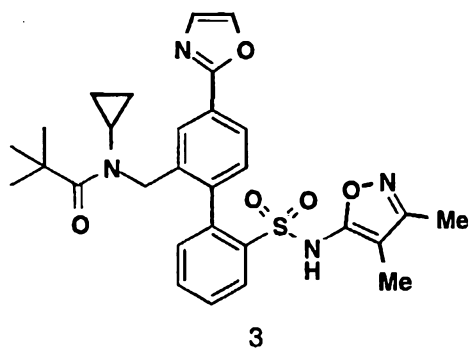
3. N-Cyclopropyl-N-[[2'-[[(3,4-dimethyl-5-isoxazolyl)amino]sulfonyl]-4-(2-oxazolyl)[1,1'-biphenyl]-2-yl)methyl]-2,2-dimethylpropanamide;
4. N-[[2'-[[(3,4-Dimethyl-5-isoxazolyl)-
- 5 amino]sulfonyl]-4-(2-oxazolyl)[1,1'-biphenyl]-2-yl)methyl]-2,2-dimethyl-N-(2,2,2-trifluoro-ethyl)propanamide (see Example 46);
5. N-(3,4-Dimethyl-5-isoxazolyl)-2'-[2-(1-methylethyl)-5-oxazolyl]-4'-(2-oxazolyl)[1,1'-biphenyl]-2-sulfonamide;
- 10 6. N-(3,4-Dimethyl-5-isoxazolyl)-2'-(4-oxazolyl)-4'-(2-oxazolyl)[1,1'-biphenyl]-2-sulfonamide;
7. N-(3,4-Dimethyl-5-isoxazolyl)-2'-[2-(1-methylethyl)-4-oxazolyl]-4'-(2-oxazolyl)[1,1'-biphenyl]-2-sulfonamide;
8. N-(3,4-Dimethyl-5-isoxazolyl)-4'-(2-oxazolyl)-2'-(2-
- 15 oxazolylmethyl)[1,1'-biphenyl]-2-sulfonamide (see Example 47);
9. N-(3,4-Dimethyl-5-isoxazolyl)-4'-(2-oxazolyl)-2'-[[5-(1-methylethyl)-2-oxazolyl]-methyl][1,1'-biphenyl]-2-sulfonamide;
- 20 10. N-(3,4-Dimethyl-5-isoxazolyl)-4'-(2-oxazolyl)-2'-[[4-(1-methylethyl)-2-oxazolyl]-methyl][1,1'-biphenyl]-2-sulfonamide;
11. (E)-N-(3,4-Dimethyl-5-isoxazolyl)-2'-(4-methyl-2-pentenyl)-4'-(2-oxazolyl)[1,1'-biphenyl]-2-sulfonamide;
- 25 12. (Z)-N-(3,4-Dimethyl-5-isoxazolyl)-2'-(4-methyl-2-pentenyl)-4'-(2-oxazolyl)[1,1'-biphenyl]-2-sulfonamide;
13. N-(3,4-Dimethyl-5-isoxazolyl)-2'-(4-methylpentyl)-4'-(2-oxazolyl)[1,1'-biphenyl]-2-sulfonamide;
14. trans-N-(3,4-Dimethyl-5-isoxazolyl)-2'-[[2-(1-
- 30 methylethyl)cyclopropyl)methyl]-4'-(2-oxazolyl)[1,1'-biphenyl]-2-sulfonamide;
15. cis-N-(3,4-Dimethyl-5-isoxazolyl)-2'-[[2-(1-methylethyl)cyclopropyl)methyl]-4'-(2-oxazolyl)-[1,1'-biphenyl]-2-sulfonamide;
- 35 16. N-(3,4-Dimethyl-5-isoxazolyl)-4'-(2-oxazolyl)[1,1':2',1'-terphenyl]-2-sulfonamide;

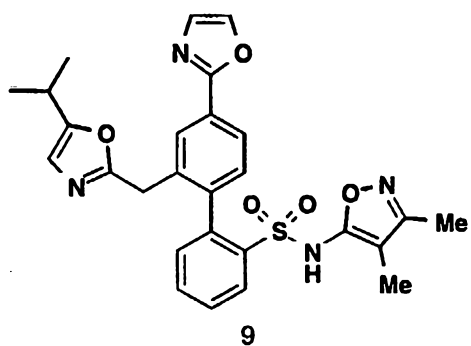
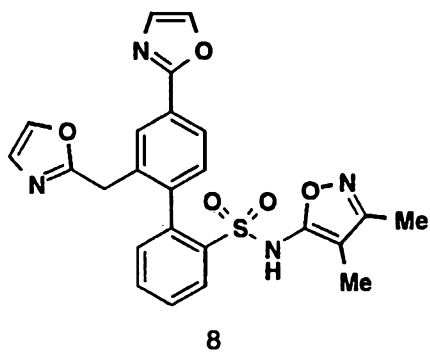
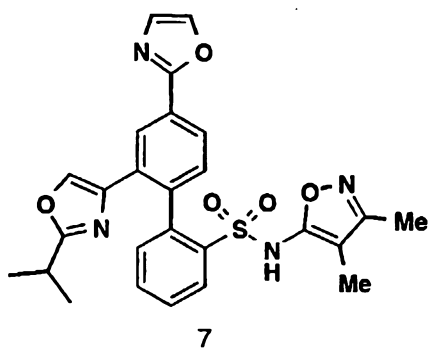
17. N-(3,4-Dimethyl-5-isoxazolyl)-3''-(1-methylethyl)-
4'-(2-oxazolyl)[1,1':2',1''-terphenyl]-2-sulfonamide;
18. N-(3,4-Dimethyl-5-isoxazolyl)-4''-(1-methylethyl)-
4'-(2-oxazolyl)[1,1':2',1''-terphenyl]-2-sulfonamide;
5 19. N-(3,4-Dimethyl-5-isoxazolyl)-2'-[(2-
methylpropoxy)methyl]-4'-(2-oxazolyl)[1,1'-biphenyl]-2-
sulfonamide (see Example 56);
20. N-(3,4-Dimethyl-5-isoxazolyl)-2'-[2-(1-
methylethoxy)ethyl]-4'-(2-oxazolyl)[1,1'-biphenyl]-2-
10 sulfonamide; and
21. N-(3,4-Dimethyl-5-isoxazolyl)-2'-[2-[(1-
methylethyl)sulfonyl]ethyl]-4'-(2-oxazolyl)[1,1'-biphenyl]-
2-sulfonamide.

- 15 The above compounds correspond (by number) to the
following structures:

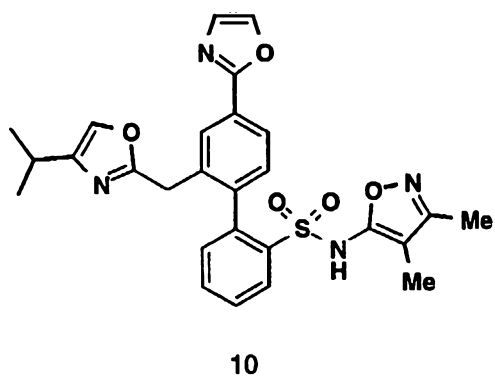


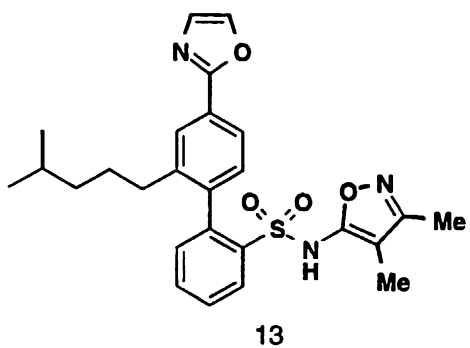
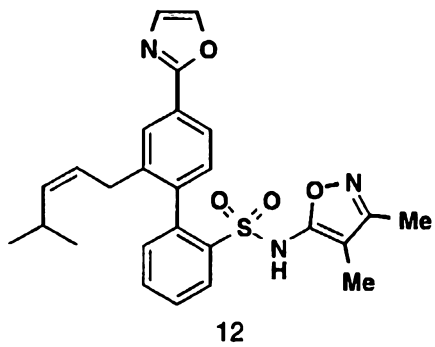
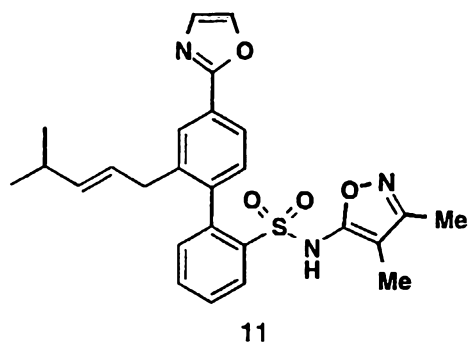
20



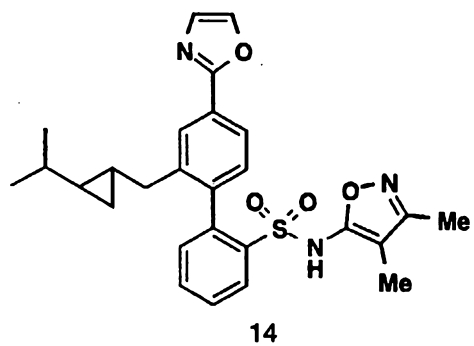


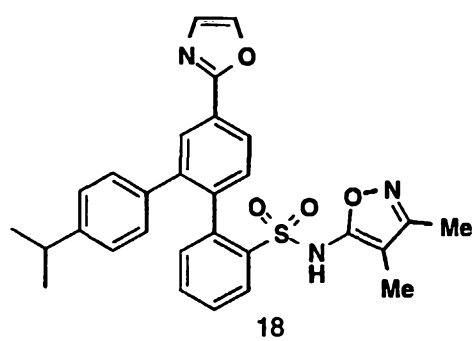
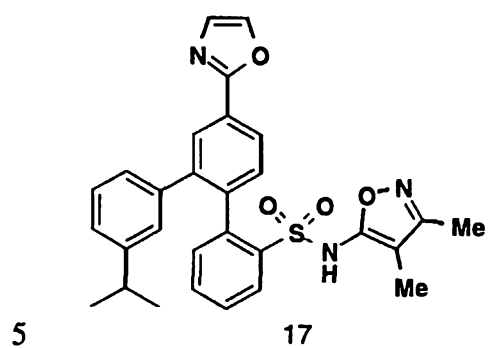
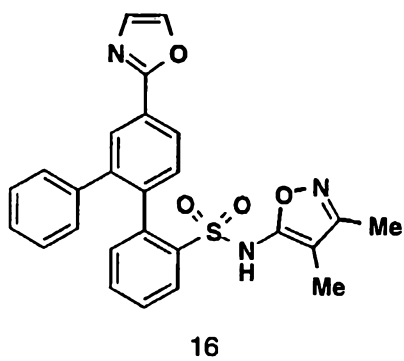
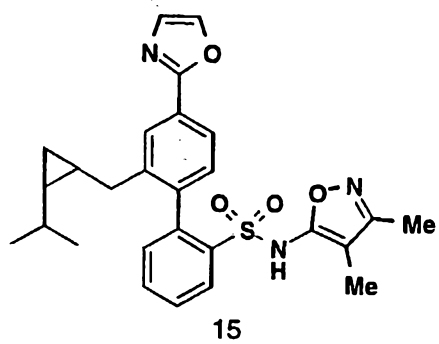
5

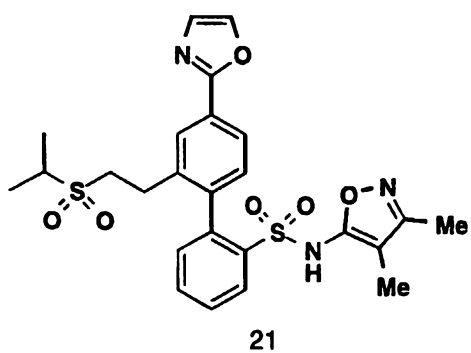
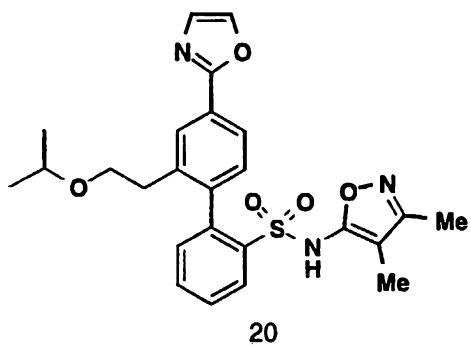
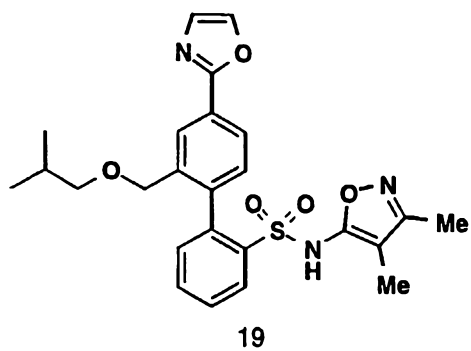




5





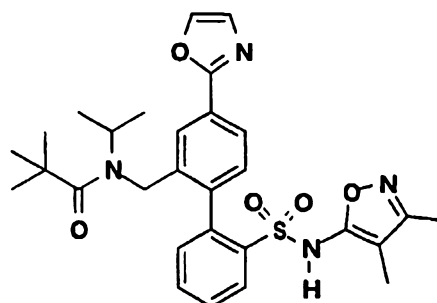


5

Example 43

N-[[2'-[[[(3,4-Dimethyl-5-isoxazolyl)amino]sulfonyl]-4-(2-oxazolyl)][1,1'-biphenyl]-2-yl]methyl]-N-(1-methylethyl)-2,2-dimethylpropanamide

5



A. N-(3,4-Dimethyl-5-isoxazolyl)-N-[(2-methoxyethoxy)methyl]-2'-[[[(1-methylethyl)amino]methyl]-4'-(2-oxazolyl)][1,1'-biphenyl]-2-sulfonamide

10

After briskly stirring a mixture of the title compound of Step (F) of Example 21 (150 mg; 0.35 mmol), isopropylamine (0.09 ml; 1.06 mmol), acetic acid (0.12 ml; 2 mmol) and 3Å molecular sieves (1 g) in 3.5 ml of CH₂Cl₂ for 1 hour at room temperature, sodium triacetoxyborohydride (225 mg; 1.06 mmol) was added. After stirring 18 hours at room temperature, the reaction mixture was filtered through celite and the filtrate was diluted with 25 ml of CH₂Cl₂ and washed with water (25 ml) followed by brine (25 ml). Drying (MgSO₄) and concentration afforded 159 mg (96%) of the title compound of this step as a tan solid. (The title compound contained ~30 mol% acetic acid.)

25

¹H NMR (CDCl₃): δ 0.92 (d, J= 6.5 Hz, 3H), 1.00 (d, J= 6.5 Hz, 3H), 1.86 (s, 3H), 2.10 (s, 3H), 3.12 (m, 1H), 3.89 (d, J= 13 Hz, 1H), 4.04 (d, J= 13 Hz, 1H), 7.10 (d, J= 7.5 Hz, 1H), 7.21 (s, 1H), 7.39 (m, 1H), 7.47 (m, 2H), 7.67 (s, 1H), 7.98 (dd, J= 1.5, 8 Hz, 1H), 8.08 (d, J= 7.5 Hz, 1H), 8.11 (d, J= 1.5 Hz, 1H).

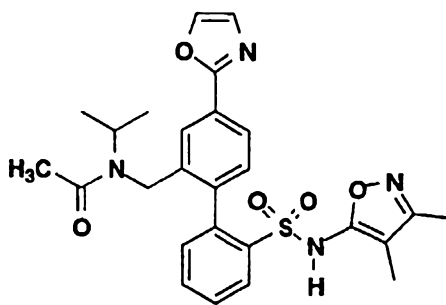
30

B. N-[[2'-[[[(3,4-Dimethyl-5-isoxazolyl)amino]sulfonyl]-4-(2-oxazolyl)][1,1'-biphenyl]-2-yl]methyl]-N-(1-methylethyl)-2,2-dimethylpropanamide

Pivaloylchloride (0.022 ml; 0.18 mmol) was added to a solution of the title compound of Step (A) (75 mg; 0.16 mmol) and triethylamine (0.050 ml; 0.36 mmol) in 2 ml of CH₂Cl₂ at 0°C. After warming to room temperature and stirring 18 hours, additional amounts of pivaloylchloride (0.022 ml; 0.18 mmol) and triethylamine (0.050 ml; 0.36 mmol) were added. The reaction mixture was stirred 1 hour and concentrated to dryness. The crude oil was stirred for 18 hours in a mixture of 2 ml of methanol (MeOH) and 1 ml of 0.5M K₂CO₃ solution. This mixture was partitioned between CH₂Cl₂ (25 ml) and saturated KHSO₄ solution (25 ml). The aqueous layer was extracted with CH₂Cl₂ (2 x 15 ml) and the combined organic layers were dried (MgSO₄) and concentrated. The residue was chromatographed on a 2.5 x 15 cm silica gel column eluted as follows: 1L 5% MeOH/ethyl acetate (EtOAc); 1L 10% MeOH/EtOAc; 0.5L 15% MeOH/EtOAc and 0.5 L 20% MeOH/EtOAc. The pure less polar fractions were concentrated to a solid residue that was recrystallized from EtOAc/hexanes (Hex) to afford 35 mg (40%) of the title compound of this Example as a colorless crystalline solid. mp 205-207°C.

Example 44

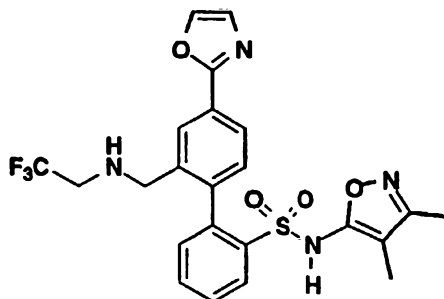
N-[[2'-[[[(3,4-Dimethyl-5-isoxazolyl)amino]sulfonyl]-4-(2-oxazolyl)][1,1'-biphenyl]-2-yl]methyl]-N-(1-methylethyl)propanamide



The more polar fractions obtained from the
 5 chromatography of Example 43 were concentrated to afford the
 title product of this Example as white powder. mp 145-155°C.
 (dec.).

Example 45

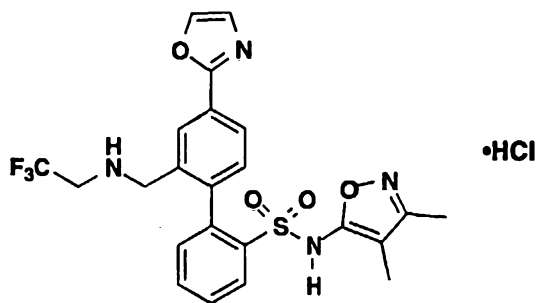
10 N-(3,4-Dimethyl-5-isoxazolyl)-4'-(2-oxazolyl)-2'-
[[(2,2,2-trifluoroethyl)amino]methyl][1,1'-biphenyl]-
2-sulfonamide



15

and

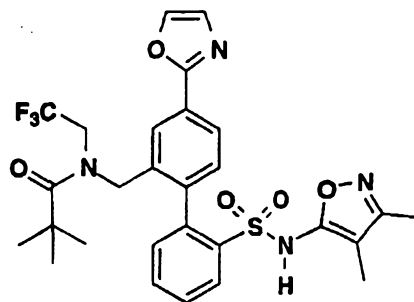
20 N-(3,4-Dimethyl-5-isoxazolyl)-4'-(2-oxazolyl)-2'-
[[(2,2,2-trifluoroethyl)amino]methyl][1,1'-biphenyl]-
2-sulfonamide, monohydrochloride



After briskly stirring a mixture of the title compound of Step (F) of Example 21 (150 mg; 0.35 mmol), 2,2,2-trifluoroethylamine (0.085 ml; 1.06 mmol), acetic acid (AcOH) (0.12 ml; 2 mmol) and 3Å molecular sieves (1 g) in 3.5 ml of CH₂Cl₂ for 1 hour at room temperature, sodium triacetoxyborohydride (225 mg; 1.06 mmol) was added. After stirring 18 hours at room temperature, the reaction mixture was filtered through celite and the filtrate was diluted with 25 ml of CH₂Cl₂ and washed with water (25 ml) followed by brine (25 ml). Drying (MgSO₄) and concentration afforded a light yellow residue. This residue was partitioned between ether (30 ml) and water (30 ml). The organic layer was washed with water (30 ml) and brine (30 ml). Drying (MgSO₄) and concentration afforded 170 mg (96%) of the free base title compound of this Example as a light yellow oil. The free base was dissolved in ether and ~2 ml of ethereal HCl was added. The resulting precipitate was filtered and dried to afford 160 mg (83%) of a white powder. A 45 mg portion of this powder was stirred rapidly in ether for 18 hr. Filtration and drying afforded 28 mg of the monohydrochloride title compound of this Example as a white powder. m.p. = 145 - 165°C (dec).

Example 46

N-[[2'-[[[(3,4-Dimethyl-5-isoxazolyl)aminosulfonyl]-4-(2-oxazolyl)][1,1'-biphenyl]-2-yl]methyl]-N-(2,2,2-trifluoroethyl)-2,2-dimethylpropanamide



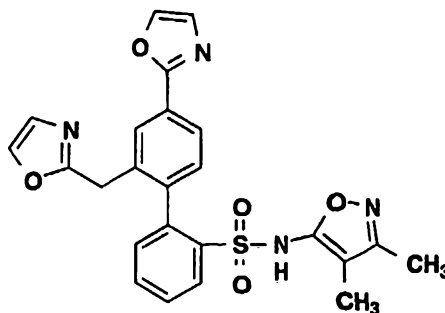
5 Pivaloylchloride (0.035 ml; 0.25 mmol) was added to a solution of the monohydrochloride title compound of Example 45 (100 mg; 0.20 mmol) and triethylamine (0.105 ml; 0.75 mmol) in 2 ml of CH₂Cl₂ at 0°C. After warming to room temperature and stirring 18 hours, the reaction mixture was
 10 partitioned between EtOAc (30 ml) and saturated KHSO₄ solution (30 ml). The organic layer was washed with saturated KHSO₄ solution (30 ml) followed by brine (30 ml). Drying (MgSO₄) and concentration afforded a crude residue that was chromatographed on a 2.5 x 18 cm silica gel column
 15 using 40% EtOAc/Hex as the mobile phase. The pure fractions were concentrated to a white solid that was recrystallized from EtOAc/Hex to afford 76 mg (66%) of the title compound of this Example as a colorless crystalline solid. mp 146-147°C.

20 Analysis calc. for: C₂₈H₂₉F₃N₄O₅S:

C, 56.94;	H, 4.95;	N, 9.49;
Found: C, 56.88;	H, 4.89;	N, 9.32.

Example 47

25 N-(3,4-Dimethyl-5-isoxazolyl)-4'-(2-oxazolyl)-2'-(2-oxazolylmethyl)[1,1'-biphenyl]-2-sulfonamide



A. 2-Bromo-5-(2-oxazolyl)-benzeneacetonitrile

To a boiling solution of 2-[4-bromo-3-(bromomethyl)phenyl]oxazole (3.17 g, 10 mmol, prepared as described in Step (C) of Example 21) in 10 ml 95% EtOH, KCN (1.04 g, 16 mmol) in 2.5 ml H₂O was added portions through the reflux condenser. The mixture was refluxed for 45 min, and concentrated. 100 ml EtOAc was added and the mixture was washed with H₂O and brine, dried and concentrated. The residue was chromatographed on silica gel using 3:1 hexane/EtOAc to afford the title compound of this step (2.11 g, 80%) as a white solid.

B. 2-Bromo-5-(2-oxazolyl)benzeneacetic acid

The title compound of Step (A) (500 mg, 1.9 mmol) was added into a solution of 2 g KOH in 10 ml 95% ethanol (EtOH). The reaction was refluxed for 1.5 h. After cooling, the mixture was acidified with aq. NaHSO₄ to pH<4, extracted with EtOAc. The combined organic extracts were washed with brine, dried and concentrated to afford the title compound of this step as a white solid.

C. 2-Bromo-5-(2-oxazolyl)benzeneacetyl chloride

To the title compound of Step (B) and 0.048 ml dimethylformamide (DMF) in 19 ml CH₂Cl₂, oxalyl chloride (2M in CH₂Cl₂, 2.38 ml, 4.75 mmol) was added. The reaction was stirred at room temperature for 1 hour and concentrated to give the title compound of this step as a gum.

D. 2-[4-Bromo-3-(2-oxazolylmethyl)phenyl]oxazole

A mixture of the title compound of Step (C), 1H-1,2,3-triazole (144 mg, 2.1 mmol) and K₂CO₃ (1.3 g, 9.5 mmol) in 3.8 ml sulfolane was heated at 140°C for 3 hrs. After cooling, 30 ml H₂O was added and the mixture was extracted with 1:1 EtOAc/hexane. The combined organic extracts were washed with H₂O and brine, dried and concentrated. The residue was chromatographed on silica gel using 3:1 hexane/EtOAc to afford the title compound of this step (256 mg, 44% for three steps).

E. N-(3,4-Dimethyl-5-isoxazolyl)-N-[(2-methoxyethoxy)methyl]-4'-(2-oxazolyl)-2'-(2-oxazolylmethyl)[1,1'-biphenyl]-2-sulfonamide

To a solution of 2-borono-N-(3,4-dimethyl-5-isoxazolyl)-N-[(2-methoxyethoxy)methyl]-benzenesulfonamide (472 mg, 1.3 mmol, prepared as described in Step (B) of Example 1), the title compound of Step (D) of this Example (250 mg, 0.82 mmol) in 8 ml of toluene and 6.4 ml of 95% EtOH under argon, tetrakis(triphenylphosphine)palladium(0) (95 mg, 0.082 mmol) was added and followed by 4.8 ml of 2M aq. sodium carbonate. The reaction mixture was heated at 75°C for 4 hrs, cooled and diluted with 50 ml of EtOAc. The organic liquid was separated and washed with 10 ml H₂O and 10 ml brine, dried and concentrated. The residue was chromatographed on silica gel using 1:2 hexane/EtOAc to afford the title compound of this step (47 mg, 10%) as a colorless gum. R_f=0.17, silica gel, 1:2 Hexane/EtOAc.

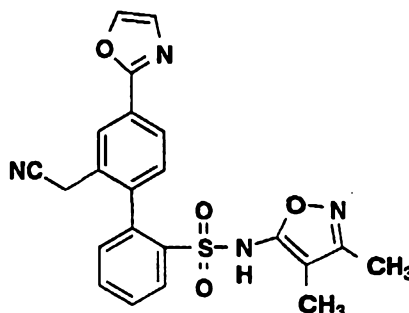
F. N-(3,4-Dimethyl-5-isoxazolyl)-4'-(2-oxazolyl)-2'-(2-oxazolylmethyl)[1,1'-biphenyl]-2-sulfonamide

To a solution of the title compound of Step (E) (46 mg, 0.081 mmol) in 3 ml of 95% EtOH, 3 ml of 6N aq. HCl was added and refluxed for 1 hr. The reaction mixture was concentrated and the pH of the solution was adjusted to 8 using aqueous sodium bicarbonate solution. It was then reacidified to pH 5 with aq. NaHSO₄, extracted with EtOAc. The combined organic extracts were washed with H₂O and brine, dried and concentrated. The residue was purified by preparative HPLC on an ODS S10 column using 36% solvent A (10% MeOH, 90% H₂O, 0.1% trifluoroacetic acid (TFA)) and 64% solvent B (90% MeOH, 10% H₂O, 0.1% TFA) to provide the title compound of this Example (18 mg, 47%) as a white solid, m.p. 88-95°C (amorphous).

15

Example 48

2'-(Cyanomethyl)-N-(3,4-dimethyl-5-isoxazolyl)-4'-(2-oxazolyl)[1,1'-biphenyl]-2-sulfonamide



20

A. 2'-(Cyanomethyl)-N-(3,4-dimethyl-5-isoxazolyl)-N-[(2-methoxyethoxy)methyl]-4'-(2-oxazolyl)[1,1'-biphenyl]-2-sulfonamide

25

To a solution of 2-borono-N-(3,4-dimethyl-5-isoxazolyl)-N-[(2-methoxyethoxy)methyl]-benzenesulfonamide (522 mg, 1.36 mmol, prepared as described in Step (B) of Example 1), 2-bromo-5-(2-oxazolyl)benzeneacetonitrile (275 mg, 1.05 mmol, prepared as described in Step (A) of Example 47) in 10 ml of toluene and 8 ml of 95% EtOH under argon,

30

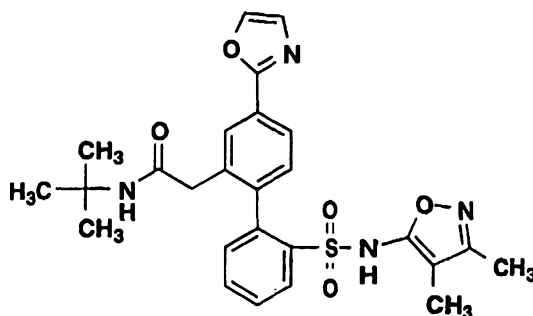
tetrakis(triphenylphosphine)palladium(0) (121 mg, 0.105 mmol) was added and followed by 6 ml of 2M aq. sodium carbonate. The reaction mixture was heated at 75°C for 4 hrs, cooled and diluted with 50 ml of EtOAc. The organic liquid was separated and washed with 10 ml H₂O and 10 ml brine, dried and concentrated. The residue was chromatographed on silica gel using 4:5 hexane/EtOAc to afford the title compound of this step (235 mg, 43%) as a colorless gum. R_f=0.43, silica gel, 2:5 Hexane/EtOAc.

B. 2'-(Cyanomethyl)-N-(3,4-dimethyl-5-isoxazolyl)-4'-(2-oxazolyl)[1,1'-biphenyl]-2-sulfonamide

To the title compound of Step (A) (230 mg, 0.44 mmol) in 4.4 ml CH₃CN at 0°C, trimethylsilyl chloride (Me₃SiCl, 287 mg, 2.64 mmol) was added and followed by NaI (396 mg, 2.64 mmol). The reaction was stirred at room temperature for 2.5 hrs. 5 ml H₂O and 50 ml EtOAc were added. The organic layer was washed with 5 ml sat. Na₂S₂O₃, and 5 ml brine, dried and concentrated. The residue was purified by preparative HPLC on an ODS S10 column using 39% solvent A (10% MeOH, 90% H₂O, 0.1% TFA) and 61% solvent B (90% MeOH, 10% H₂O, 0.1% TFA) to provide the title compound of this Example (58 mg, 43%) as a white solid, m.p. 103-110°C (amorphous).

Example 49

N-(1,1-Dimethylethyl)-2'-[[(3,4-dimethyl-5-isoxazolyl)amino]sulfonyl]-4-(2-oxazolyl)[1,1'-biphenyl]-2-acetamide



A. N-(3,4-Dimethyl-5-isoxazolyl)-2'-(2-methoxyethenyl)-N-[(2-methoxyethoxy)methyl]-4'-(2-oxazolyl)[1,1'-biphenyl]-2-sulfonamide

To (methoxymethyl)triphenylphosphonium chloride (1.22 g, 3.56 mmol) in 18 ml tetrahydrofuran (THF) at -78°C, lithium diisopropylamide (LDA)/THF (1.5 M in cyclohexane, 2.73 ml, 4.09 mmol) was added. The mixture was warmed to 0°C and stirred for 20 min. It was then cooled to -78°C and N-(3,4-dimethyl-5-isoxazolyl)-2'-formyl-N-[(2-methoxyethoxy)methyl]-4'-(2-oxazolyl)[1,1'-biphenyl]-2-sulfonamide (910 mg, 1.78 mmol, prepared as described in Step (E) of Example 21) in 5 ml THF was added dropwise. The cold bath was removed and the reaction was stirred at room temperature for 1 hour and 15 min. 30 ml sat. NH₄Cl was added and the mixture was extracted with 3 x 50 ml EtOAc. The combined organic extracts were washed with H₂O and brine, dried and concentrated. The residue was chromatographed on silica gel using 5:7 hexane/EtOAc to afford the title compound of this step (873 mg, 91%) as a colorless gum.

B. N-(3,4-Dimethyl-5-isoxazolyl)-2'-(formylmethyl)-N-[(2-methoxyethoxy)methyl]-4'-(2-oxazolyl)[1,1'-biphenyl]-2-sulfonamide

To the title compound of Step (A) (870 mg, 1.61 mmol) in 20 ml dioxane, a solution of p-toluenesulfonate (TsOH) in 5 ml H₂O was added. The reaction mixture was refluxed for 4

hrs. After cooling, 100 ml EtOAc was added and the organic layer was washed with H₂O and brine, dried and concentrated. The residue was chromatographed on silica gel using 1:1.5 hexane/EtOAc to afford the title compound of this step (535 mg, 63%) as a colorless gum.

C. 2'-[[(3,4-Dimethyl-5-isoxazolyl)][(2-methoxyethoxy)methyl]aminosulfonyl]-4-(2-oxazolyl)[1,1'-biphenyl]-2-acetic acid

To the title compound of Step (B) (300 mg, 0.57 mmol) and H₂NSO₃H (111 mg, 1.14 mmol) in 11.4 ml THF at 0°C, an ice cooled solution of NaClO₂ (103 mg, 1.14 mmol) in 11.4 ml H₂O was added. The mixture was stirred at 0°C for 2 min. 60 ml CH₂Cl₂ was added. The organic layer was separated and washed with H₂O and brine, dried and concentrated to afford the title compound of this step, which was relatively pure and was used in the next step without further purification.

D. N-(1,1-Dimethylethyl)-2'-[[(3,4-dimethyl-5-isoxazolyl)][(2-methoxyethoxy)methyl]aminosulfonyl]-4-(2-oxazolyl)[1,1'-biphenyl]-2-acetamide

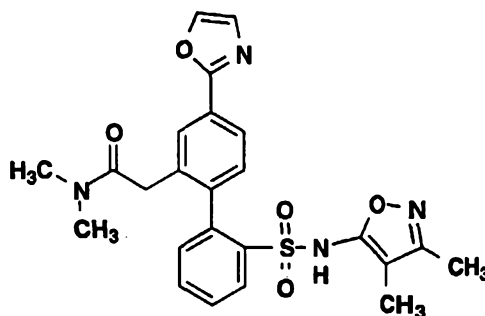
To the title compound of Step (C) (85 mg, 0.16 mmol) and 0.004 ml DMF in 1.6 ml CH₂Cl₂, oxalyl chloride (2 M in CH₂Cl₂, 0.20 ml, 0.40 mmol) was added. The mixture was stirred at room temperature for 0.5 hr and concentrated. To the residue, 2 ml CH₂Cl₂ and tert-butylamine (t-BuNH₂, 69 mg, 0.94 mmol) were added. The reaction was stirred at room temperature overnight, diluted with EtOAc, washed with H₂O and brine, dried and concentrated. The residue was chromatographed on silica gel using 1:2 hexane/EtOAc to afford the title compound of this step (45 mg, 48%) as a colorless gum.

E. N-(1,1-Dimethylethyl)-2'-[[[(3,4-dimethyl-5-isoxazolyl)amino]sulfonyl]-4-(2-oxazolyl)][1,1'-biphenyl]-2-acetamide

To a solution of the title compound of Step (D) (45 mg, 0.075 mmol) in 3 ml of CH₃CN, Me₃SiCl (41 mg, 0.38 mmol) was added and followed by NaI (57 mg, 0.38 mmol). The mixture was stirred at room temperature for 1.5 hrs. Additional Me₃SiCl (32 mg, 0.3 mmol) and NaI (46 mg, 0.3 mmol) were added in twice after stirred for 30 min and 1 hr. 3 ml H₂O and 30 ml EtOAc were added. The organic layer was washed with sat. Na₂S₂O₃, brine, dried and concentrated. The residue was purified by preparative HPLC on an ODS S10 column using 33% solvent A (10% MeOH, 90% H₂O, 0.1% TFA) and 67% solvent B (90% MeOH, 10% H₂O, 0.1% TFA) to provide the title compound of this Example (23 mg, 60%) as a white solid, m.p. 117-123°C (amorphous).

Example 50

2'-[[[(3,4-Dimethyl-5-isoxazolyl)amino]sulfonyl]-N,N-dimethyl-4-(2-oxazolyl)][1,1'-biphenyl]-2-acetamide



A. 2'-[[[(3,4-Dimethyl-5-isoxazolyl)][(2-methoxyethoxy)methyl]amino]sulfonyl]-N,N-dimethyl-4-(2-oxazolyl)][1,1'-biphenyl]-2-acetamide

To 2'-[[[(3,4-dimethyl-5-isoxazolyl)][(2-methoxyethoxy)methyl]amino]sulfonyl]-4-(2-oxazolyl)[1,1'-biphenyl]-2-acetic acid (90 mg, 0.17 mmol, prepared as

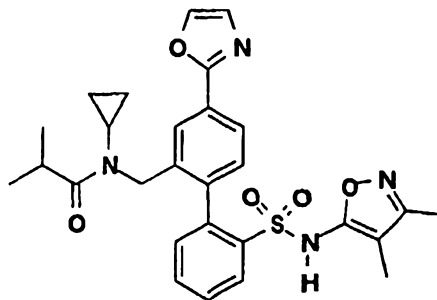
described in Step (C) of Example 49) and 0.008 ml DMF in 3.3 ml CH₂Cl₂, oxalyl chloride (2 M in CH₂Cl₂, 0.21 ml, 0.42 mmol) was added. The mixture was stirred at room temperature for 0.5 hr and concentrated. To the residue 3.3 ml THF and 1 ml 40% aqueous dimethylamine were added. The reaction was stirred at room temperature for 2 hrs and concentrated. 30 ml EtOAc was added and the organic liquid was washed with H₂O and brine, dried and concentrated. The residue was chromatographed on silica gel using EtOAc to afford the title compound of this step (77 mg, 82%) as a colorless gum.

B. 2'-[[[(3,4-Dimethyl-5-isoxazolyl)amino]sulfonyl]-N,N-dimethyl-4-(2-oxazolyl)][1,1'-biphenyl]-2-acetamide

To a solution of the title compound of Step (A) (77 mg, 0.135 mmol) in 4.5 ml of CH₃CN, Me₃SiCl (74 mg, 0.68 mmol) was added and followed by NaI (101 mg, 0.68 mmol). The mixture was stirred at room temperature for 0.5 hr. Additional Me₃SiCl (60 mg, 0.54 mmol) and NaI (82 mg, 0.54 mmol) were added in two portions and the mixture was stirred for an additional 1.5 hr. The mixture was then added to 5 ml H₂O and 50 ml EtOAc. The organic layer was washed with sat. Na₂S₂O₃, brine, dried and concentrated. The residue was purified by preparative HPLC on an ODS S10 column using 43% solvent A (10% MeOH, 90% H₂O, 0.1% TFA) and 57% solvent B (90% MeOH, 10% H₂O, 0.1% TFA) to provide the title compound of this Example (40 mg, 62%) as a white solid, m.p. 89-96°C (amorphous).

Example 51

N-Cyclopropyl-N-[[2'-[[[(3,4-dimethyl-5-isoxazolyl)amino]sulfonyl]-4-(2-oxazolyl)][1,1'-biphenyl]-2-yl]methyl]-2-methylpropanamide



A. 2'-[[(Cyclopropylamino)methyl]-N-(3,4-dimethyl-5-isoxazolyl)-4'-(2-oxazolyl)][1,1'-biphenyl]-2-sulfonamide

After briskly stirring a mixture of N-(3,4-dimethyl-5-isoxazolyl)-2'-formyl-4'-(2-oxazolyl)[1,1'-biphenyl]-2-sulfonamide (300 mg; 0.71 mmol, prepared in Step (F) of Example 21), cyclopropylamine (0.15 ml; 2.12 mmol), AcOH (0.24 ml; 4 mmol) and 3Å molecular sieves (2 g) in 7 ml of CH₂Cl₂ for 1 hour at room temperature, sodium triacetoxymethylborohydride (450 mg; 2.12 mmol) was added. After stirring 18 hours at room temperature, the reaction mixture was filtered through celite and the filtrate was diluted with 25 ml of CH₂Cl₂ and washed with water (25 ml). Drying (MgSO₄/Na₂SO₄) and concentration afforded a residue that was chromatographed on a 2.5 x 15 cm silica gel column using 1000 ml 2.5% MeOH/CH₂Cl₂ and 500 ml 5% MeOH/CH₂Cl₂ as the mobile phase. Concentration of the pure fractions afforded 83 mg (25%) of the title compound of this step as a white powder.

B. N-Cyclopropyl-N-[[2'-[[(3,4-dimethyl-5-isoxazolyl)aminol-sulfonyl]-4'-(2-oxazolyl)][1,1'-biphenyl]-2-yl]methyl]-2-methylpropanamide

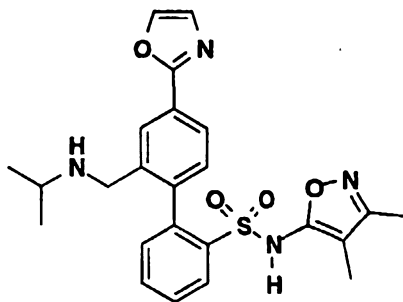
Isobutylchloride (0.022 ml; 0.21 mmol) was added to a solution of the title compound of Step (A) (78 mg; 0.17 mmol) and triethylamine (0.060 ml; 0.42 mmol) in 1.5 ml of CH₂Cl₂ at room temperature. After 1 hour, the reaction mixture was partitioned between EtOAc (25 ml) and water (25

ml). The organic layer was washed with saturated KHSO₄ (2 x 25 ml), brine (25 ml), dried (MgSO₄) and concentrated. ¹H NMR of the crude residue indicated the presence of "bis-acylated material" resulting from acylation of the sulfonamide. The "bis-acylated" material decomposed to desired product on treatment with silica gel. The bulk of the residue was loaded onto a 2.5 x 10 cm silica gel column packed in EtOAc:Hex, 6:4. After 1 hour, the column was eluted with 1000 ml of EtOAc:Hex, 6:4, 500 ml EtOAc:Hex, 8:2 and 500 ml EtOAc. The pure fractions were concentrated to afford a yellow oil that was triturated with hexane to give 28 mg (31%) of the title compound of this Example as white powder. mp 110-120°C.

15

Example 52

N-(3,4-Dimethyl-5-isoxazolyl)-2'--[[[(1-methylethyl)amino]methyl]-4'-(2-oxazolyl)[1,1'-biphenyl]-2-sulfonamide



20

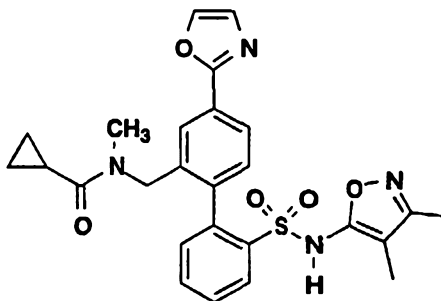
A suspension of 71 mg of N-(3,4-dimethyl-5-isoxazolyl)-N-[(2-methoxyethoxy)methyl]-2'--[[[(1-methylethyl)amino]methyl]-4'-(2-oxazolyl)[1,1'-biphenyl]-2-sulfonamide (prepared as in Step (A) of Example 43) was heated to reflux in ~3 ml of EtOAc. MeOH was added dropwise until complete dissolution occurred. Hexane was added to the hot mixture to the point of slight turbidity. After cooling to room temperature and standing several hours, the crystals were filtered and dried to afford 39 mg (55%) of the title

30

compound of this Example as a colorless crystalline solid.
mp 225-228°C (Darkened at 200°C)

Example 53

5 N-[[2'-[[[(3,4-Dimethyl-5-isoxazolyl)amino]sulfonyl]-4-(2-oxazolyl)][1,1'-biphenyl]-2-yl]methyl]-N-methylcyclopropanecarboxamide



10

Cyclopropionyl chloride (0.025 ml; 0.263 mmol) was added to a solution of N-(3,4-dimethyl-5-isoxazolyl)-2'-[(methylamino)methyl]-4'-(2-oxazolyl)[1,1'-biphenyl]-2-sulfonamide, monohydrochloride (100 mg; 0.21 mmol, prepared as in Step (A) of Example 28) and triethylamine (0.090 ml; 0.63 mmol) in 1 ml of CH₂Cl₂ at room temperature. After 1 hour, the reaction mixture was partitioned between EtOAc (20 ml) and water (20 ml). The organic layer was washed with saturated KHSO₄ (20 ml), water (20 ml), brine (20 ml), dried (MgSO₄) and concentrated. The residue was chromatographed on a 2.5 x 12 cm silica gel column using EtOAc:Hex, 4:1 as the mobile phase. The pure fractions were concentrated to afford 88 mg of bis-acylated material (as seen in Example 51) as an oil. The oil was dissolved in MeOH (2 ml) and 0.5M Na₂CO₃ was added. After stirring for 1 hr at room temperature, the reaction mixture was acidified with saturated KHSO₄ solution and extracted with EtOAc (20 ml). The organic layer was dried (MgSO₄) and concentrated. The residue was chromatographed on a 2.5 x 10 cm silica gel column using EtOAc as the mobile phase. The pure fractions were

15

20

25

30

concentrated to afford 33 mg (31%) of the title compound of this Example as a white powder. mp 92-102°C.

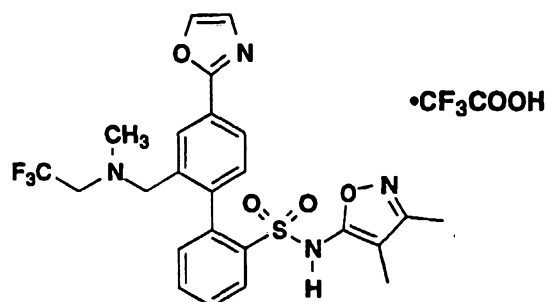
(Note: This compound exists as a ~3:1 mixture of rotomers as a solution in CDCl₃ at room temperature.)

5

Example 54

N-(3,4-Dimethyl-5-isoxazolyl)-2'-[[methyl(2,2,2-trifluoroethyl)amino]methyl]-4'-(2-oxazolyl)[1,1'-biphenyl]-2-sulfonamide, trifluoroacetate (1:1)

10



Sodium cyanoborohydride (51 mg; 0.76 mmol) was added to a solution of N-(3,4-dimethyl-5-isoxazolyl)-4'-(2-oxazolyl)-2'-[[methyl(2,2,2-trifluoroethyl)amino]methyl]-biphenyl]-2-sulfonamide, monohydrochloride (138 mg; 0.254 mmol, prepared as in Example 45) and 37% formaldehyde solution (0.21 ml; 2.54 mmol) in 1.2 ml of acetonitrile at room temperature. A vigorous and exothermic evolution of gas was observed. After the reaction cooled back to room temperature, 25 µl of AcOH was added and the reaction mixture was stirred 2 hours. After partitioning the reaction mixture between EtOAc (30 ml) and saturated NaHCO₃ solution (30 ml), the aqueous layer was extracted with EtOAc (15 ml). The combined organic layers were washed with brine (15 ml), dried (MgSO₄) and concentrated. The residue was chromatographed on a 2.5 x 15 cm silica gel column, using EtOAc:Hex, 3:1 as the mobile phase. The purest fractions were concentrated to afford 88 mg of partially purified material.

Rechromatography on a 2.5 x 10 cm silica gel column, using

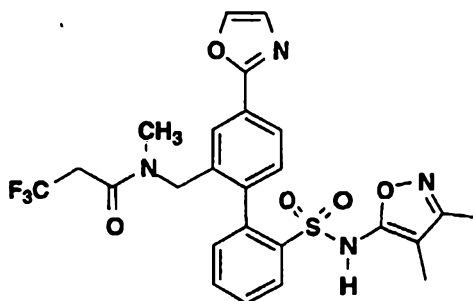
EtOAc:Hex, 1:1 as the mobile phase afforded little purification. The purest fractions were concentrated and the residue was subjected to preparative HPLC (Flow rate= 35 ml/min.; 30 x 500 mm s-10 ODS-120Å column, using a stepwise gradient from 69% MeOH/H₂O + 0.1% TFA to 85% MeOH/H₂O + 0.1% TFA in 2% increments at 5 min. intervals). The pure fractions were concentrated and lyophilized to afford 41 mg (25%) of the title compound of this Example as a white powder. mp 49-60°C.

10

Example 55

N-[[2'-[[[(3,4-Dimethyl-5-isoxazolyl)amino]sulfonyl]-4-(2-oxazolyl)][1,1'-biphenyl]-2-yl]methyl]-3,3,3-trifluoro-N-methylpropanamide

15



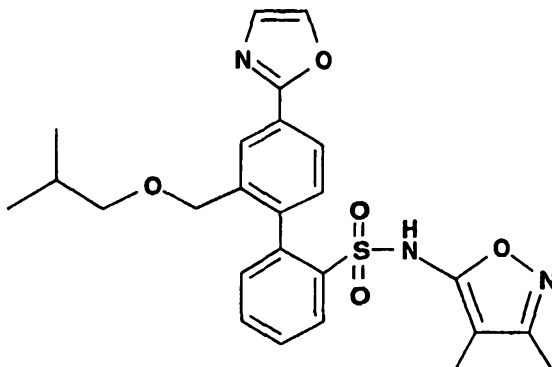
1-Ethyl-3-[3-(dimethylamino)propyl]-carbodiimide hydrochloride (EDC, 50 mg; 0.26 mmol) was added to a solution of N-(3,4-dimethyl-5-isoxazolyl)-2'-[(methylamino)methyl]-4'-(2-oxazolyl)[1,1'-biphenyl]-2-sulfonamide, monohydrochloride (100 mg; 0.21 mmol, prepared as in Step (A) of Example 28), N-methylmorpholine (0.80 ml; 0.73 mmol), 3,3,3-trifluoropropionic acid (33 mg; 0.26 mmol), and hydroxybenzotriazole (HOBT, 40 mg; 0.26 mmol) in DMF at 0°C. After 18 hours at room temperature, the reaction mixture was partitioned between EtOAc (30 ml) and water (30 ml). The organic layer was washed with saturated KHSO₄ (2 x 30 ml), water (30 ml), brine (30 ml), dried (MgSO₄) and concentrated. The residue was chromatographed on a 2.5 x 12 cm silica gel

column using 1000 ml EtOAc:Hex, 3:1 and 500 ml EtOAc as the mobile phase. The pure fractions were concentrated to afford 49 mg (43%) of the title compound of this Example as a white powder. mp 85-100°C.

- 5 (Note: This compound exists as a ~2:1 mixture of rotomers as a solution in CD₃OD at room temperature.)

Example 56

10 **N-(3,4-Dimethyl-5-isoxazolyl)-2'-[(2-methylpropoxy)methyl]-4'-(2-oxazolyl)[1,1'-biphenyl]-2-sulfonamide**



15 **A. N-(3,4-Dimethyl-5-isoxazolyl)-N-[(2-methoxyethoxy)methyl]-2'-[(2-methylpropoxy)methyl]-4'-(2-oxazolyl)[1,1'-biphenyl]-2-sulfonamide**

To a solution of 5 equiv. of 2-methyl-1-propanol (102 mg, 0.275 mmol) in 2 ml of dry DMF was added 2.5 equiv. of 60% sodium hydride (27.5 mg, 1.375 mmol) under an argon atmosphere at room temperature. The reaction mixture was stirred for 0.5 hr. and then a solution of 2'-(bromomethyl)-N-(3,4-dimethyl-5-isoxazolyl)-N-[(2-methoxyethoxy)-methyl]-4'-(2-oxazolyl)[1,1'-biphenyl]-2-sulfonamide (160 mg, 0.275 mmol, prepared as in Step (B) of Example 57) in 0.5 ml of DMF was added. Tetrabutylammonium iodide (3.7 mg, 0.1 mmol) was added and the mixture was stirred overnight at room temperature. The reaction was diluted with 8 ml of water and

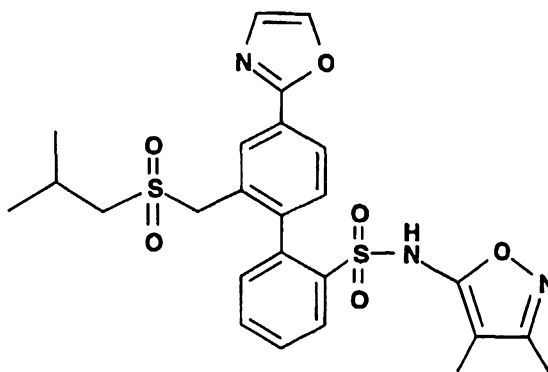
extracted with ethyl acetate (3 x 10 ml). The ethyl acetate extract was washed with 5% lithium chloride (2 x 20 ml), brine and dried over sodium sulfate. The crude material was purified on a Merck silica column eluting with 40% ethyl acetate/hexane yielding 24 mg (15%) of the title compound of this step as a colorless oil. The reaction was repeated on 100 mg of 2'-(bromomethyl)-N-(3,4-dimethyl-5-isoxazolyl)-N-[(2-methoxyethoxy)methyl]-4'-(2-oxazolyl)[1,1'-biphenyl]-2-sulfonamide to yield 18 mg (18%) of the title compound of this step.

B. N-(3,4-Dimethyl-5-isoxazolyl)-2'-[(2-methylpropoxy)methyl]-4'-(2-oxazolyl)[1,1'-biphenyl]-2-sulfonamide

A solution of the title compound of Step (A) (42 mg, 0.074 mmol) in 0.4 ml of ethanol and 0.4 ml of 6 N HCl was heated at reflux (bath 100°C) for 2.5 hrs. The reaction was concentrated to dryness, dissolved in ethyl acetate, washed with sodium bicarbonate, water, brine and dried over sodium sulfate. The crude product was purified on a Merck silica column eluting with ethyl acetate yielding 12 mg of product as a colorless oil. The oily residue was lyophilized from dioxane to yield 10 mg (30%) of the title compound of this Example as a colorless solid, m.p. 86 to 98°C.

Example 57

N-(3,4-Dimethyl-5-isoxazolyl)-2'-[(2-methylpropyl)sulfonyl]methyl]-4'-(2-oxazolyl)[1,1'-biphenyl]-2-sulfonamide



5 **A. N-(3,4-Dimethyl-5-isoxazolyl)-2'-(hydroxymethyl)-N-[(2-methoxyethoxy)methyl]-4'-(2-oxazolyl)[1,1'-biphenyl]-2-sulfonamide**

To a solution of the aldehyde N-(3,4-dimethyl-5-isoxazolyl)-2'-formyl-N-[(2-methoxyethoxy)methyl]-4'-(2-oxazolyl)[1,1'-biphenyl]-2-sulfonamide (204 mg, 0.4 mmol, prepared as in Step (E) of Example 21) in 8 ml of methanol at 0°C under an argon atmosphere was added 1.1 equiv of sodium borohydride (19 mg, 0.5 mmol). The reaction was stirred at 0°C for 2.5 hrs. and 2 ml of a saturated solution of sodium hydrogen sulfate was added. After stirring for 20 min. 1 N sodium hydroxide (20 ml) was added and the mixture extracted with ethyl acetate (3 x 20 ml). The ethyl acetate extract was washed with water, brine and dried over sodium sulfate. The solvents were evaporated yielding 195 mg (95%) of the pure alcohol title compound of this step as a colorless oil.

25 **B. 2'-(Bromomethyl)-N-(3,4-dimethyl-5-isoxazolyl)-N-[(2-methoxyethoxy)methyl]-4'-(2-oxazolyl)[1,1'-biphenyl]-2-sulfonamide**

To a solution of the title compound of Step (A) (190 mg, 0.37 mmol) in 4 ml of dry DMF at 0°C under an argon atmosphere was added 1.5 equiv. of carbon tetrabromide (182 mg, 0.548 mmol), followed by the addition of triphenyl

phosphine (144 mg, 0.548). The reaction was stirred at 0°C for 2.5 hrs, diluted with 20 ml of saturated sodium bicarbonate and extracted with ethyl acetate (2 x 25 ml). The ethyl acetate extract was washed with 5% lithium chloride (2 x 20 ml), brine and then dried over anhydrous sodium sulfate. The crude product was purified by column chromatography on silica eluting with ethyl acetate:hexane (1:1) yielding 165 mg (78%) of the title compound of this step as a colorless oil which solidified on standing.

C. N-(3,4-Dimethyl-5-isoxazolyl)-N-[(2-methoxyethoxy)methyl]-2'-[[(2-methylpropyl)thio]methyl]-4'-(2-oxazolyl)[1,1'-biphenyl]-2-sulfonamide

To a solution of 5 equiv. of 2-methyl-1-propanethiol (125 mg, 1.39 mmol) in 1 ml of dry DMF was added 2.5 equiv. of 60% sodium hydride under an argon atmosphere at room temperature. The reaction mixture was stirred for 0.5 hrs. and then a solution of the title compound of Step (B) (160 mg, 0.278 mmol) in 1 ml of DMF was added. The reaction was stirred for 1 hr, diluted with 15 ml of water and extracted with ethyl acetate (3 x 20 ml). The ethyl acetate extract was washed with 5% lithium chloride (2 x 30 ml), brine and dried over sodium sulfate. The crude material was purified on a Merck silica column eluting with 40% ethyl acetate/hexane yielding 118 mg (68%) of the title compound of this step as a colorless oil.

D. N-(3,4-Dimethyl-5-isoxazolyl)-N-[(2-methoxyethoxy)methyl]-2'-[[(2-methylpropyl)sulfonyl]methyl]-4'-(2-oxazolyl)[1,1'-biphenyl]-2-sulfonamide

To a solution of the title compound of Step (C) (110 mg, 0.188) in 1 ml of methanol at 0°C was added an aqueous

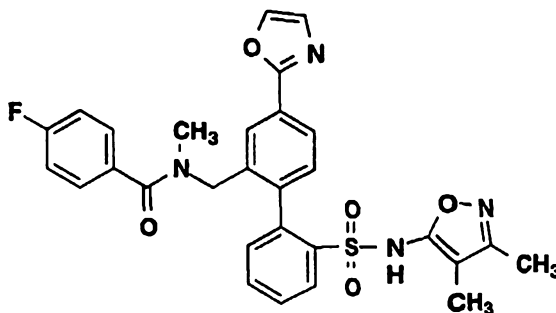
slurry of oxone (347 mg, 0.564 mmol) over 10 min. keeping the temperature below 10°C. The reaction was stirred at room temperature for 2 hrs., diluted with 5 ml of water and extracted with ethyl acetate (3 x 8 ml). The ethyl acetate extract was washed with brine and dried over anhydrous sodium sulfate. Evaporation of solvent yielded 112 mg (98%) of the title compound of this step as a colorless oil.

E. N-(3,4-Dimethyl-5-isoxazolyl)-2'-[[[(2-methylpropyl)sulfonyl]methyl]-4'-(2-oxazolyl)][1,1'-biphenyl]-2-sulfonamide

A solution of the title compound of Step (D) (110 mg, 0.18 mmol) in 1.75 ml of ethanol and 1.75 ml of 6 N HCl was heated at reflux (bath 100°C) for 2.5 hrs. The reaction was concentrated to dryness, dissolved in ethyl acetate, washed with sodium bicarbonate, water, brine and dried over sodium sulfate. The crude product was purified on a Merck silica column eluting with ethyl acetate yielding 40 mg of product as a colorless oil. The oily residue was lyophilized from dioxane to yield 36 mg (38%) of the title compound of this Example as a colorless solid, m.p. 82 to 95°C.

Example 58

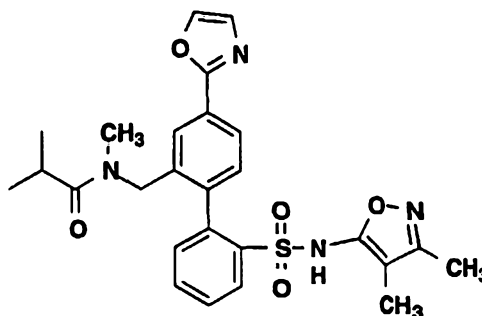
N-[[[2'-[[[(3,4-Dimethyl-5-isoxazolyl)amino]sulfonyl]-4-(2-oxazolyl)][1,1'-biphenyl]-2-yl]methyl]-4-fluoro-N-methylbenzamide



To 2'-[(methylamino)methyl]-N-(3,4-dimethyl-5-isoxazoly1)-4'-(2-oxazoly1)[1,1'-biphenyl]-2-sulfonamide, monohydrochloride (100 mg, 0.21 mmol, prepared as described in Step (A) of Example 28) and 4-fluorobenzoic acid (29.5 mg, 0.21 mmol) in 0.3 ml of CH₂Cl₂, triethylamine (43 mg, 0.42 mmol) and 1-hydroxy-7-azabenzotriazole (31.6 mg, 0.23 mmol) were added and followed by 1,3-diisopropylcarbodiimide (29.3 mg, 0.23 mmol). The reaction was stirred at room temperature for 3 hrs and concentrated. The residue was purified by preparative HPLC on an ODS S10 column using 31% solvent A (10% MeOH, 90% H₂O, 0.1% TFA) and 69% solvent B (90% MeOH, 10% H₂O, 0.1% TFA) to provide the title compound of this Example (60 mg, 51%) as a white solid, m.p. 125-135°C (amorphous).

Example 59

N-[[2'-[[[(3,4-Dimethyl-5-isoxazoly1)amino]sulfonyl]-4-(2-oxazoly1)[1,1'-biphenyl]-2-yl]methyl]-N,2-dimethylpropanamide



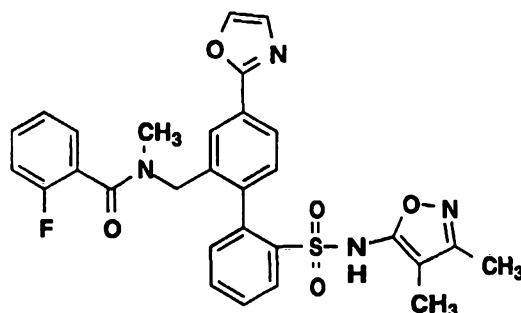
To a solution of 0.12 g (0.29 mmol) of 2'-[(methylamino)methyl]-N-(3,4-dimethyl-5-isoxazoly1)-4'-(2-oxazoly1)[1,1'-biphenyl]-2-sulfonamide (prepared as described in Step (A) of Example 28) in 5 mL of CH₂Cl₂, 0.037 g (0.348 mmol) of isobutyryl chloride and 0.065 g (0.638 mmol) of triethylamine were added. The mixture was then stirred at room temperature for 12 hr and evaporated. The residue was purified by reverse phase preparative HPLC on a 30x500 mm ODS

S10 column using 68% solvent B (90% MeOH, 10% H₂O, 0.1% TFA) and 32% solvent A (10% MeOH, 90% H₂O, 0.1% TFA). The appropriate fractions were collected and neutralized with aqueous sodium bicarbonate to pH 7 and concentrated to 10 mL. The solution was then acidified to pH 4 using aqueous sodium bisulfate and the white solid was filtered and dried to provide 0.052 g (35%) of the title compound of this Example as a white solid. m.p. 105-115°C.

10

Example 60

N-[[2'-[[[(3,4-Dimethyl-5-isoxazolyl)amino]sulfonyl]-4-(2-oxazolyl)][1,1'-biphenyl]-2-yl]methyl]-2-fluoro-N-methylbenzamide



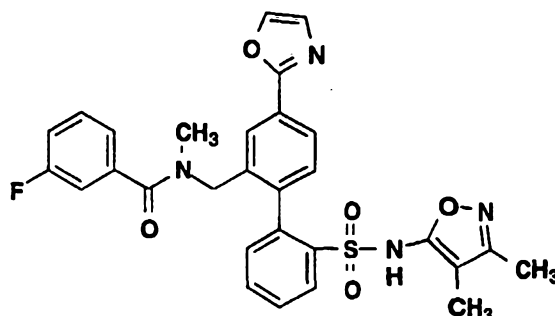
15

To 2'-[(methylamino)methyl]-N-(3,4-dimethyl-5-isoxazolyl)-4'-(2-oxazolyl)[1,1'-biphenyl]-2-sulfonamide, monohydrochloride (25 mg, 0.053 mmol, prepared as described in Step (A) of Example 28), triethylamine (13.3 mg, 0.13 mmol) was added and followed by 2-fluorobenzoyl chloride (8.3 mg, 0.053 mmol). The reaction was stirred at room temperature overnight and concentrated. The residue was purified by preparative HPLC on an ODS S10 column using 29% solvent A (10% MeOH, 90% H₂O, 0.1% TFA) and 71% solvent B (90% MeOH, 10% H₂O, 0.1% TFA) to provide the title compound of this Example (20 mg, 68%) as a white solid, m.p. 127-137°C (amorphous).

Example 61

N-[[2'-[[[(3,4-Dimethyl-5-isoxazolyl)amino]sulfonyl]-4-(2-oxazolyl)][1,1'-biphenyl]-2-yl]methyl]-3-fluoro-N-methylbenzamide

5



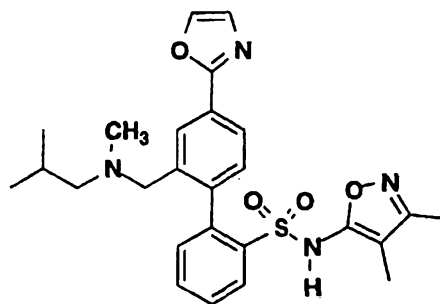
To 2'-[(methylamino)methyl]-N-(3,4-dimethyl-5-isoxazolyl)-4'-(2-oxazolyl)[1,1'-biphenyl]-2-sulfonamide, monohydrochloride (25 mg, 0.053 mmol, prepared as described in Step (A) of Example 28), triethylamine (13.3 mg, 0.13 mmol) was added and followed by 3-fluorobenzoyl chloride (8.3 mg, 0.053 mmol). The reaction was stirred at room temperature overnight and concentrated. The residue was purified by preparative HPLC on an ODS S10 column using 29% solvent A (10% MeOH, 90% H₂O, 0.1% TFA) and 71% solvent B (90% MeOH, 10% H₂O, 0.1% TFA) to provide the title compound of this Example (18 mg, 61%) as a white solid, m.p. 125-135°C (amorphous).

20

Example 62

N-(3,4-Dimethyl-5-isoxazolyl)-2'-[[methyl(2-methylpropyl)amino]methyl]-4'-(2-oxazolyl)[1,1'-biphenyl]-2-sulfonamide

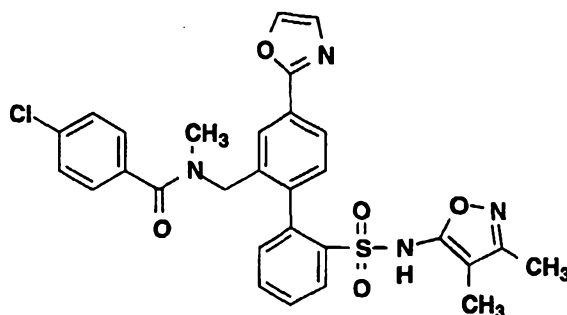
25



After briskly stirring a mixture of N-(3,4-dimethyl-5-isoxazolyl)-2'-formyl-4'-(2-oxazolyl)[1,1'-biphenyl]-2-sulfonamide (100 mg; 0.24 mmol; prepared as in Step (F) of Example 21), isobutylmethylamine (0.087 ml; 0.71 mmol), AcOH (0.08 ml; 1.34 mmol) and 3Å molecular sieves (670 mg) in 2 ml of CH₂Cl₂ for 1 hour at room temperature, sodium triacetoxymethylborohydride (150 mg; 0.71 mmol) was added. After stirring 18 hours at room temperature, the reaction mixture was filtered through celite and the filtrate was partitioned between EtOAc (40 ml) and saturated NaHCO₃ solution (20 ml). The organic layer was washed with water (20 ml) followed by brine (20 ml). Drying (Na₂SO₄) and concentration afforded a residue that was chromatographed on a 2.5 x 12 cm silica gel column using a stepwise gradient of 300 ml @ CH₂Cl₂ to 5% MeOH/CH₂Cl₂ in 1% increments. The pure fractions were concentrated to afford 88 mg of the title compound of this Example as a white powder. mp 90-100°C. (Foamed at 60°C).

Example 63

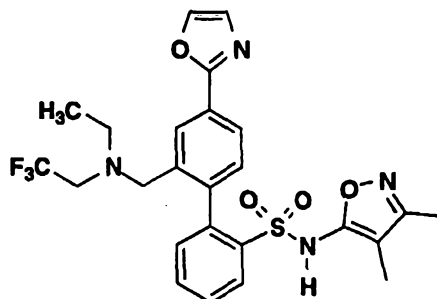
4-Chloro-N-[[2'-[[[(3,4-dimethyl-5-isoxazolyl)amino]sulfonyl]-4-(2-oxazolyl)[1,1'-biphenyl]-2-yl]methyl]-N-methylbenzamide



To 2'-[(methylamino)methyl]-N-(3,4-dimethyl-5-isoxazolyl)-4'-(2-oxazolyl)[1,1'-biphenyl]-2-sulfonamide (24.1 mg, 0.055 mmol, prepared as described in Step (A) of Example 28) and 4-chlorobenzoic acid (7.8 mg, 0.05 mmol) in 0.5 ml of CH₂Cl₂, 4-dimethylaminopyridine (6.7 mg, 0.055 mmol) was added and followed by 1,3-diisopropylcarbodiimide (6.9 mg, 0.055 mmol). The reaction was stirred at room temperature for 18 hrs and concentrated. The residue was dissolved in MeOH, neutralized to pH>8 with aq. NaHCO₃, and filtered. The filtrate was acidified to pH<5 with NaHSO₄, and filtered to provide the title compound of this Example (18 mg, 62%) as a white solid, m.p. 122-132°C (amorphous).

Example 64

N-(3,4-Dimethyl-5-isoxazolyl)-2'-[[ethyl(2,2,2-trifluoroethyl)aminomethyl]-4'-(2-oxazolyl)[1,1'-biphenyl]-2-sulfonamide

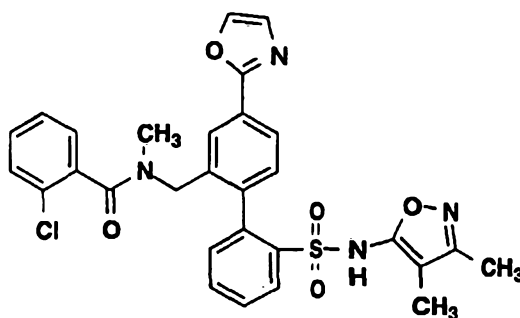


Sodium cyanoborohydride (13 mg; 0.20 mmol) was added to a mixture of N-(3,4-dimethyl-5-isoxazolyl)-4'-(2-

oxazolyl)-2'-[[(2,2,2-trifluoroethyl)amino]methyl][1,1'-
 biphenyl]-2-sulfonamide, monohydrochloride (55 mg; 0.10 mmol,
 prepared as in Example 45), 100 mg of 3Å molecular sieves and
 acetaldehyde (0.10 ml; 1.80 mmol) in 1 ml of methanol at room
 5 temperature. After stirring for 18 hours at room
 temperature, the reaction mixture was filtered through a
 nylon syringe filter. The filtrate was concentrated and the
 residue was partitioned between EtOAc (20 ml) and saturated
 NaHCO₃ solution (20 ml), the aqueous layer was extracted with
 10 EtOAc (20 ml). The combined organic layers were washed with
 brine (25 ml), dried (MgSO₄) and concentrated. The residue
 was chromatographed on a 2.5 x 6 cm silica gel column, using
 EtOAc:Hex, 1:1 as the mobile phase. The pure fractions were
 concentrated to an oil that was dissolved in ~0.2 ml of MeOH.
 15 Water (3 ml) was added and the turbid mixture was frozen.
 Lyophilization afforded 24 mg (49%) of the title compound of
 this Example as a white solid. mp 55-65°C.

Example 65

20 2-Chloro-N-[[2'-[[(3,4-dimethyl-5-
 isoxazolyl)amino]sulfonyl]-4-(2-oxazolyl)][1,1'-
 biphenyl]-2-yl]methyl]-N-methylbenzamide



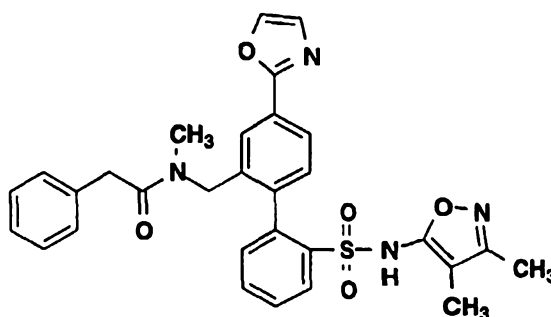
25

To a solution of 0.12 g (0.29 mmol) of 2'-
 [(methylamino)methyl]-N-(3,4-dimethyl-5-isoxazolyl)-4'-(2-
 oxazolyl)[1,1'-biphenyl]-2-sulfonamide (prepared as described
 in Step (A) of Example 28) in 5 mL of CH₂Cl₂, 0.061 g (0.348
 30 mmol) of 2-chlorobenzoyl chloride and 0.065 g (0.638 mmol) of

triethylamine were added. The mixture was then stirred at room temperature for 12 hr and evaporated. The residue was purified by reverse phase preparative HPLC on a 30x500 mm ODS S10 column using 72% solvent B (90% MeOH, 10% H₂O, 0.1% TFA) and 28% solvent A (10% MeOH, 90% H₂O, 0.1% TFA). The appropriate fractions were collected and neutralized with aqueous sodium bicarbonate to pH 7 and concentrated to 10 mL. The solution was then acidified to pH 4 using aqueous sodium bisulfate and the white solid was filtered and dried to provide 0.043 g (26%) of the title compound of this Example as a white solid. m.p. 125-135°C.

Example 66

N-[[2'-[[[(3,4-Dimethyl-5-isoxazolyl)amino]sulfonyl]-4-(2-oxazolyl)][1,1'-biphenyl]-2-yl]methyl]-N-methylbenzeneacetamide

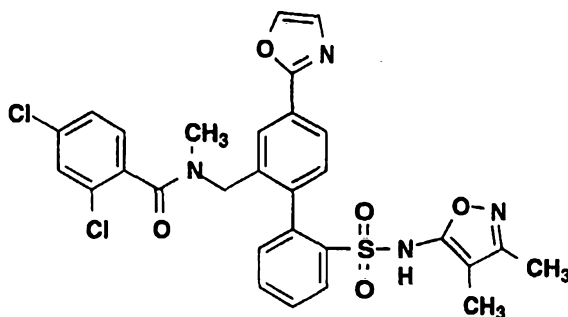


To N-(3,4-dimethyl-5-isoxazolyl)-2'-[(methylamino)methyl]-4'-(2-oxazolyl)[1,1'-biphenyl]-2-sulfonamide (30 mg, 0.068 mmol, prepared as described in Step (A) of Example 28) and benzeneacetic acid (8.5 mg, 0.062 mmol) in 0.6 ml of CH₂Cl₂, 1,3-diisopropylcarbodiimide (8.6 mg, 0.068 mmol) was added. The reaction was stirred at room temperature for 5.5 hrs and concentrated. The residue was purified by preparative HPLC on an ODS S10 column using 25% solvent A (10% MeOH, 90% H₂O, 0.1% TFA) and 75% solvent B (90% MeOH, 10% H₂O, 0.1% TFA) to provide the title compound

of this Example (21 mg, 61%) as a white solid, m.p. 114-122°C (amorphous).

Example 67

5 2,4-Dichloro-N-[[2'-[[[(3,4-dimethyl-5-isoxazolyl)amino]sulfonyl]-4-(2-oxazolyl)][1,1'-biphenyl]-2-yl]methyl]-N-methylbenzamide

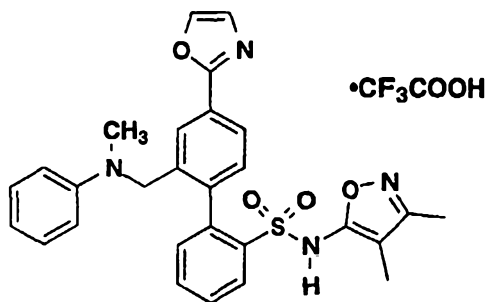


10

To N-(3,4-dimethyl-5-isoxazolyl)-2'-
 [(methylamino)methyl]-4'-(2-oxazolyl)[1,1'-biphenyl]-2-
 sulfonamide (30 mg, 0.068 mmol, prepared as described in Step
 (A) of Example 28) and 2,4-dichlorobenzoic acid (13.1 mg,
 15 0.068 mmol) in 0.68 ml of CH₂Cl₂, 1,3-diisopropylcarbodiimide
 (9.5 mg, 0.075 mmol) was added. The reaction was stirred at
 room temperature overnight and concentrated. The residue was
 purified by preparative HPLC on an ODS S10 column using 20%
 solvent A (10% MeOH, 90% H₂O, 0.1% TFA) and 80% solvent B
 20 (90% MeOH, 10% H₂O, 0.1% TFA) to provide the title compound
 of this Example (20 mg, 48%) as a white solid, m.p. 134-142°C
 (amorphous).

Example 68

25 N-(3,4-Dimethyl-5-isoxazolyl)-2'-
[(methylphenylamino)methyl]-4'-(2-oxazolyl)[1,1'-
biphenyl]-2-sulfonamide, trifluoroacetate (1:1)

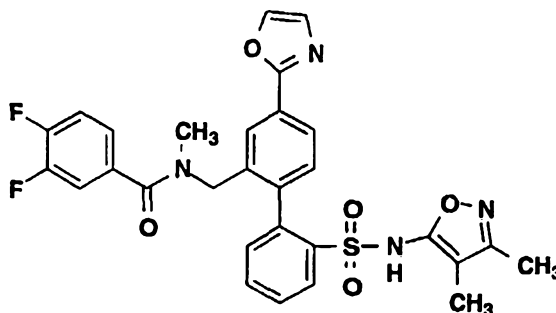


After briskly stirring a mixture of the title compound of Step (F) of Example 21 (42 mg; 0.10 mmol), N-methylaniline (0.033 ml; 0.30 mmol), AcOH (0.04 ml; 0.68 mmol) and 3Å molecular sieves (350 mg) in 1 ml of CH_2Cl_2 for 1 hour at room temperature, sodium triacetoxyborohydride (65 mg; 0.30 mmol) was added. After stirring 18 hours at room temperature, the reaction mixture was filtered through a nylon filter and the filtrate was diluted with CH_2Cl_2 (20 ml) and washed with water (20 ml). The aqueous layer was back extracted with CH_2Cl_2 (10 ml) and the combined organic layers were dried (MgSO_4) and concentrated. The residue was chromatographed on a 2.5 x 12 cm silica gel column using 1L EtOAc:Hex, 1:1 and 1L EtOAc:hex, 3:1 as the mobile phase. Concentration of the pure fractions and conversion of the free base to the HCl salt gave material of insufficient purity. The material was subjected to preparative HPLC (Flow rate= 35 ml/min.; 30 x 500 mm s-10 ODS-120Å column, using an isocratic system of 78% MeOH/ H_2O + 0.1% TFA) The pure fractions were concentrated and lyophilized to afford 27 mg (43%) of the title compound of this Example as a white powder. mp 85-90 °C.

25

Example 69

N-[[2'-[[[(3,4-Dimethyl-5-isoxazolyl)amino]sulfonyl]-4-(2-oxazolyl)][1,1'-biphenyl]-2-yl]methyl]-3,4-difluoro-N-methylbenzamide



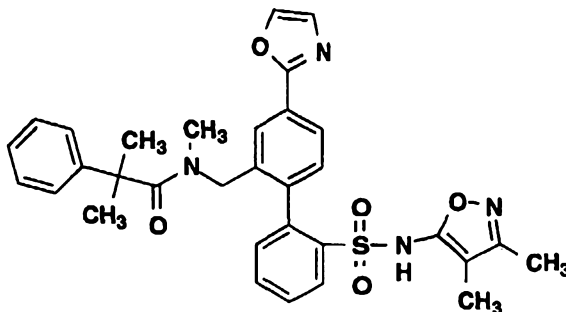
To N-(3,4-dimethyl-5-isoxazolyl)-2'-
 [(methylamino)methyl]-4'-(2-oxazolyl)[1,1'-biphenyl]-2-
 5 sulfonamide (30 mg, 0.068 mmol, prepared as described in Step
 (A) of Example 28) and 3,4-difluorobenzoic acid (10.8 mg,
 0.068 mmol) in 0.68 ml of CH₂Cl₂ and 0.1 ml DMF, 1,3-
 diisopropylcarbodiimide (9.5 mg, 0.075 mmol) was added. The
 reaction was stirred at room temperature for 5 hrs and
 10 concentrated. The residue was purified by preparative HPLC on
 an ODS S10 column using 19% solvent A (10% MeOH, 90% H₂O,
 0.1% TFA) and 81% solvent B (90% MeOH, 10% H₂O, 0.1% TFA) to
 provide the title compound of this Example (22 mg, 56%) as a
 white solid, m.p. 122-128°C (amorphous).

15

Example 70

N-[[2'-[[[(3,4-Dimethyl-5-isoxazolyl)aminosulfonyl]-4-
(2-oxazolyl)[1,1'-biphenyl]-2-yl]methyl]-N,α,α-
trimethylbenzeneacetamide

20

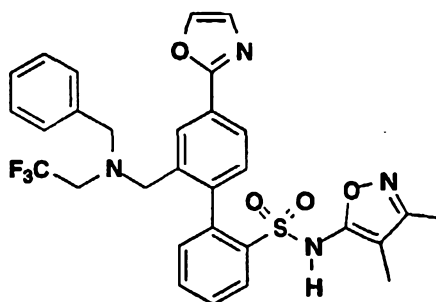


To α,α-dimethylbenzeneacetic acid (16.4 mg, 0.1 mmol)
 and 0.003 ml DMF in 1 ml CH₂Cl₂, oxalyl chloride (2 M in

CH₂Cl₂, 0.125 ml, 0.25 mmol) was added. The mixture was stirred at room temperature for 1 hr and 15 min and concentrated. The mixture, containing α,α -dimethylbenzeneacetyl chloride, was dissolved in 1 ml CH₂Cl₂ and cooled to 0°C, and N-(3,4-dimethyl-5-isoxazolyl)-2'-[(methylamino)methyl]-4'-(2-oxazolyl)[1,1'-biphenyl]-2-sulfonamide (33 mg, 0.075 mmol, prepared as described in Step (A) of Example 28) and triethylamine (23 mg, 0.225 mmol) were added. The reaction was stirred at room temperature for 40 min and concentrated. The residue was purified by preparative HPLC on an ODS S10 column using 18% solvent A (10% MeOH, 90% H₂O, 0.1% TFA) and 82% solvent B (90% MeOH, 10% H₂O, 0.1% TFA) to provide the title compound of this Example (20 mg, 46%) as a white solid, m.p. 130-138°C (amorphous).

Example 71

N-(3,4-Dimethyl-5-isoxazolyl)-4'-(2-oxazolyl)-2'-
[[(phenylmethyl) (2,2,2-
trifluoroethyl) aminomethyl] [1,1'-biphenyl]-2-
sulfonamide

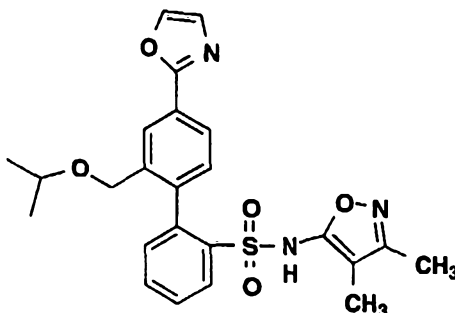


Sodium cyanoborohydride (13 mg; 0.20 mmol) was added to a mixture of the title compound of Example 45 (55 mg; 0.10 mmol), 100 mg of 3Å molecular sieves and benzaldehyde (0.05 ml; 0.5 mmol) in 1 ml of methanol at room temperature. After stirring for 18 hr., additional benzaldehyde (0.25 ml; 2.5 mmol), sodium cyanoborohydride (95 mg; 1.25 mmol) and AcOH (0.05 ml) were added. After 60 hr., the reaction mixture was

filtered through celite and the filtrate was diluted with CH₂Cl₂ (50 ml). The resulting solution was washed with saturated NaHCO₃ solution:water, 1:1 (50 ml). The aqueous layer was extracted with CH₂Cl₂ (2 x 20 ml) and the combined organic layer was washed with brine (50 ml). Drying (MgSO₄) and concentration afforded a yellow oil that was chromatographed on a 2.5 x 10 cm silica column using EtOAc:Hex, 1:1 as the mobile phase. The pure fractions were concentrated to an oil that was dissolved in ~0.2 ml of MeOH. Water (3 ml) was added and the turbid mixture was frozen. Lyophilization afforded 34 mg (57%) of the title compound of this Example as a white solid. mp 50-60°C.

Example 72

N-(3,4-Dimethyl-5-isoxazolyl)-2'-[(1-methylethoxy)methyl]-4'-(2-oxazolyl)[1,1'-biphenyl]-2-sulfonamide



A. N-(3,4-Dimethyl-5-isoxazolyl)-N-[(2-methoxyethoxy)methyl]-2'-[(1-methylethoxy)methyl]-4'-(2-oxazolyl)[1,1'-biphenyl]-2-sulfonamide

To a solution of isopropanol (0.104 g, 1.73 mmol) in 2 mL of DMF, NaH (50% suspension in mineral oil, 0.033 g, 0.69 mmol) was added and the mixture was stirred at room temperature under argon for 10 min. The title compound of Step (B) of Example 57 (0.2 g, 0.346 mmol) in 1 mL DMF was then added and the mixture was stirred overnight. The mixture

was then added to 50 mL water and the solution was extracted with 3x25 mL EtOAc. The combined organic extracts were washed with water and dried and evaporated. The residue thus obtained was chromatographed on 20g of silica gel using 1:1 hexane:EtOAc to afford 0.019 g (10%) of the title compound of this step as a colorless gum.

10 **B. N-(3,4-Dimethyl-5-isoxazolyl)-2'-[(1-methylethoxy)methyl]-4'-(2-oxazolyl)[1,1'-biphenyl]-2-sulfonamide**

To a solution of the title compound of Step (A) (0.018 g, 0.032 mmol) in 2.5 mL of 95% EtOH, 2.5 mL of 6N aq. HCl was added and refluxed for 1 hr. The mixture was then concentrated and diluted with 15 mL of water and extracted with 3 x 15 mL of EtOAc. The combined organic extracts were then washed once with water and dried and evaporated to provide 0.015 g of a colorless gum. The residue was purified by reverse phase preparative HPLC on a 30x500 mm ODS S10 column using 75% solvent B (90% MeOH, 10% H₂O, 0.1% TFA) and 25% solvent A (10% MeOH, 90% H₂O, 0.1% TFA). The appropriate fractions were collected and neutralized with aqueous sodium bicarbonate to pH 7 and concentrated to 10 mL. The solution was then acidified to pH 4 using aqueous sodium bisulfate and the white solid was filtered and dried to provide 0.006 g (40%) of the title compound of this Example.

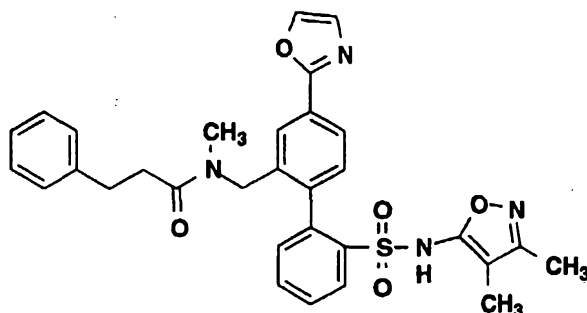
¹H NMR (CDCl₃): δ 1.01 (d, 3H), 1.04 (d, 3H), 1.89 (s, 3H), 2.17 (s, 3H), 3.58 (m, 1H), 4.38 (ABq, J = 16.8, 11.2 Hz, 2H), 7.25-8.17 (m, 9H).

30

Example 73

N-[[2'-[(3,4-Dimethyl-5-isoxazolyl)amino]sulfonyl]-4-(2-oxazolyl)[1,1'-biphenyl]-2-yl]methyl]-N-methylbenzenepropanamide

35



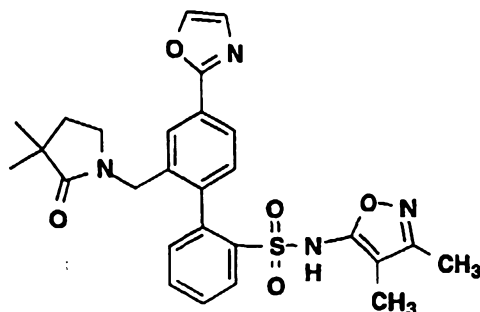
To N-(3,4-dimethyl-5-isoxazolyl)-2'-
 [(methylamino)methyl]-4'-(2-oxazolyl)[1,1'-biphenyl]-2-
 5 sulfonamide (30 mg, 0.068 mmol, prepared as described in Step
 (A) of Example 28) and hydrocinnamic acid (10.3 mg, 0.068
 mmol) in 0.68 ml of CH₂Cl₂ and 0.08 ml of DMF, 1,3-
 diisopropylcarbodiimide (9.5 mg, 0.075 mmol) was added. The
 reaction was stirred at room temperature overnight and
 10 concentrated. The residue was purified by preparative HPLC on
 an ODS S10 column using 20% solvent A (10% MeOH, 90% H₂O,
 0.1% TFA) and 80% solvent B (90% MeOH, 10% H₂O, 0.1% TFA) to
 provide the title compound of this Example (18 mg, 46%) as a
 white solid, m.p. 110-117°C (amorphous).

15

Example 74

N-(3,4-Dimethyl-5-isoxazolyl)-2'-[(3,3-dimethyl-2-oxo-1-pyrrolidinyl)methyl]-4'-(2-oxazolyl)[1,1'-biphenyl]-2-sulfonamide

20



A. 3,3-Dimethyl-2-pyrrolidinone

To a flask containing 3,3-dimethyl-2-oxo-1-pyrrolidinecarboxylic acid, 1,1-dimethylethyl ester, hydrochloride (0.5 g, 2.34 mmol, prepared as described in J. Chem. Res. (Synopsis), 414-415 (1993)), 1N HCl in ether (15 mL) was added and the mixture stirred overnight. The solution was then evaporated and the residue dried in vacuo to provide 0.26 g (98%) of the title compound of this step as a light yellow gum which solidified on standing.

10

B. N-(3,4-Dimethyl-5-isoxazolyl)-2'-[(3,3-dimethyl-2-oxo-1-pyrrolidinyl)methyl]-N-[(2-methoxyethoxy)methyl]-4'-(2-oxazolyl)[1,1'-biphenyl]-2-sulfonamide

To a solution of the title compound of Step (A) (0.035 g, 0.31 mmol) in 2 mL of DMF, NaH (50% suspension in mineral oil, 0.015 g, 0.31 mmol) was added and the mixture was stirred at room temperature under argon for 30 min. The title compound of Step (B) of Example 57 (0.121 g, 0.21 mmol) in 2 mL DMF was then added and the mixture was stirred overnight. The mixture was then added to 50 mL water and the solution was extracted with 3x25 mL EtOAc. The combined organic extracts were washed with water and dried and evaporated. The residue thus obtained was chromatographed on 20g of silica gel using 1:1 hexane:EtOAc to afford 0.072 g (56%) of the title compound of this step as a colorless gum.

25

C. N-(3,4-Dimethyl-5-isoxazolyl)-2'-[(3,3-dimethyl-2-oxo-1-pyrrolidinyl)methyl]-4'-(2-oxazolyl)[1,1'-biphenyl]-2-sulfonamide

30

To a solution of the title compound of Step (B) (0.072 g, 0.118 mmol) in 2 mL of acetonitrile, chlorotrimethylsilane (0.1 g, 0.92 mmol) and sodium iodide (0.138 g, 0.92 mmol) were added the mixture stirred at room temperature for 2 hr. Additional portions of chlorotrimethylsilane (0.01 g, 0.092 mmol) and sodium iodide (0.014 g, 0.092 mmol) were added and

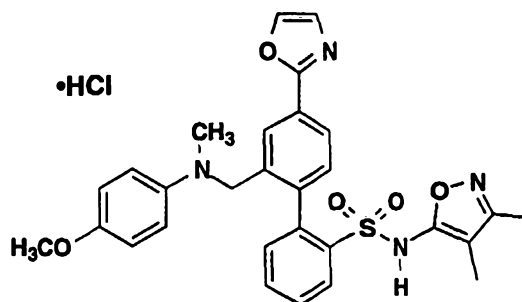
35

the mixture stirred for an additional 1 hr. The mixture was diluted with 15 mL of water and extracted with 3 x 15 mL of EtOAc. The combined organic extracts were then washed once with water and dried and evaporated. The residue was purified by reverse phase preparative HPLC on a 30x500 mm ODS S10 column using 71% solvent B (90% MeOH, 10% H₂O, 0.1% TFA) and 29% solvent A (10% MeOH, 90% H₂O, 0.1% TFA). The appropriate fractions were collected and neutralized with aqueous sodium bicarbonate to pH 7 and concentrated to 10 mL. The solution was then acidified to pH 4 using aqueous sodium bisulfate and the white solid was filtered and dried to provide 0.019 g (51%) of the title compound of this Example as a white solid. m.p. >200°C (dec).

15

Example 75

N-(3,4-Dimethyl-5-isoxazolyl)-2'-[[[(4-methoxyphenyl)methylamino]methyl]-4'-2-oxazolyl][1,1'-biphenyl]-2-sulfonamide, monohydrochloride



20

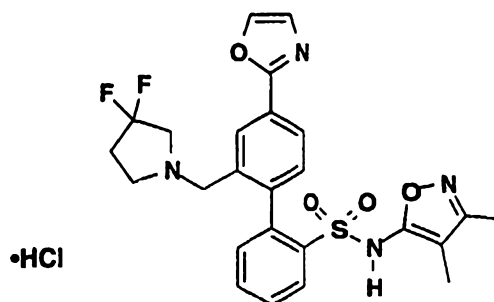
After briskly stirring a mixture of the title compound of Step (F) of Example 21 (42 mg; 0.10 mmol), N-methyl-p-anisidine (42 mg; 0.30 mmol), AcOH (0.04 ml; 0.68 mmol) and 3Å molecular sieves (350 mg) in 1 ml of CH₂Cl₂ for 1 hour at room temperature, sodium triacetoxyborohydride (65 mg; 0.30 mmol) was added. After stirring 18 hours at room temperature, the reaction mixture was filtered through celite and the filtrate was diluted with CH₂Cl₂ (20 ml) and washed with water (20 ml). The organic layer was dried (MgSO₄) and

30

concentrated. The residue was chromatographed on a 2.5 x 10 cm silica gel column using 1L EtOAc:Hex, 1:1 and 1L EtOAc:hex, 3:1 as the mobile phase. Concentration of the purest fractions gave material of insufficient purity. The material was subjected to preparative HPLC (Flow rate= 35 ml/min.; 30 x 500 mm s-10 ODS-120Å column, using a stepwise gradient of 60% MeOH/H₂O + 0.1% TFA to 68% MeOH/H₂O + 0.1% TFA in 2% increments at 5 minute intervals) The pure fractions were concentrated and dissolved in ~1 ml MeOH. 1N HCl (0.5 ml) was added, followed by 2 ml of water. The mixture was frozen and lyophilized to afford 38 mg (66%) of the title compound of this Example as a white powder. mp 125-135°C.

Example 76

2'-[(3,3-Difluoro-1-pyrrolidinyl)methyl]-N-(3,4-dimethyl-5-isoxazolyl)-4'-(2-oxazolyl)[1,1'-biphenyl]-2-sulfonamide, monohydrochloride



A. 3-Hydroxy-1-pyrrolidinecarboxylic acid, 1,1-dimethylethyl ester

Boc-anhydride (BOC = tert-butoxycarbonyl) (5.31 g; 24.33 mmol) was added to a solution of 3-pyrrolidinol (2.12 g; 24.33 mmol) and triethylamine (4.3 ml; 31 mmol) in 100 ml of methanol at room temperature. A slight exotherm was observed. After stirring 18 hr. at room temperature, the solvent was removed in vacuo and the residue was partitioned between EtOAc (100 ml) and saturated KHSO₄ solution (100 ml). The organic layer was washed with saturated KHSO₄ solution

(100 ml) and brine (100 ml). Drying (MgSO_4) and concentration afforded 4.45 g (98%) of the title compound of this step as a light yellow oil.

5 **B. 3-Oxo-1-pyrrolidinecarboxylic acid, 1,1-dimethylethyl ester**

Dimethylsulfoxide (DMSO; 1.56 ml; 22 mmol) was added over 15 minutes to a solution of oxalyl chloride (0.97 ml; 11 mmol) in CH_2Cl_2 (20 ml) at -60°C . After stirring 15 minutes
10 at -60°C , the title compound of Step (A) (1.87 g; 10 mmol) was added dropwise over 15 minutes as a solution in CH_2Cl_2 (20 ml). After stirring 15 minutes at -60°C , diisopropylethylamine (8.75 ml; 50 mmol) was added over 5 minutes. After stirring 15 minutes at -60°C , the reaction
15 mixture was allowed to warm to room temperature and stir 30 minutes. The reaction mixture was diluted with CH_2Cl_2 (100 ml) and was washed with saturated KHSO_4 solution (2 x 100 ml), saturated NaHCO_3 solution (100 ml) and brine (100 ml). Drying (MgSO_4) and concentration afforded 1.87 g (99%) of the
20 title compound of this step as a light yellow oil.

^1H NMR (CDCl_3): δ 1.49 (s, 9H), 2.59 (t, $J = 8$ Hz, 2H), 3.75 (m, 4H).

25 **C. 3,3-Difluoro-1-pyrrolidinecarboxylic acid, 1,1-dimethylethyl ester**

A solution of the title compound of Step (B) (0.74 g; 4 mmol) in 1 ml of toluene was added to a solution of diethylaminosulfur trifluoride (0.53 ml; 4 mmol) in 1 ml of
30 toluene at 0°C . After stirring 1 hr at 0°C , and 20 hr at room temperature, the reaction mixture was carefully poured onto ice. After the ice melted, the aqueous mixture was extracted with EtOAc (50 ml). The organic layer was washed with saturated NaHCO_3 solution (50 ml) and brine (50 ml),
35 dried (MgSO_4) and concentrated. The residue was chromatographed on a 5 x 10 cm silica gel column using

Hex:EtOAc, 9:1 as the mobile phase. The pure fractions were concentrated to afford 0.47 g (58%) of the title compound of this step as a light yellow liquid.

5 ^1H NMR (CDCl_3): δ 1.47 (s, 9H), 2.30 (m, 2H), 3.55 (m, 2H), 3.68 (m, 2H).

D. 3,3-Difluoropyrrolidine, hydrochloride

A solution of the title compound of Step (C) (0.42 g; 2 mmol) in 5 ml of EtOAc was added to a saturated solution of HCl (g) in EtOAc (15 ml) at 0°C. After stirring 2 hr at 0°C, the reaction mixture was purged with N_2 . Removal of volatiles in vacuo afforded 301 mg (99% +; residual solvent present) of the title compound of this step as an off-white solid.

^1H NMR (CD_3OD): δ 2.57 (m, 2H), 3.61 (t, $J = 7.5$ Hz, 2H), 3.71 (t, $J = 14$ Hz, 2H).

20 ^{13}C NMR (CD_3OD): δ 34.1 (t, $J_{\text{C}-\text{CF}_2} = 25$ Hz), 45.2, 51.7 (t, $J_{\text{C}-\text{CF}_2} = 35$ Hz), 128.8 (t, $J_{\text{C}-\text{F}} = 248$ Hz).

E. 2'-[(3,3-Difluoro-1-pyrrolidinyl)methyl]-N-(3,4-dimethyl-5-isoxazolyl)-4'-(2-oxazolyl)[1,1'-biphenyl]-2-sulfonamide, monohydrochloride

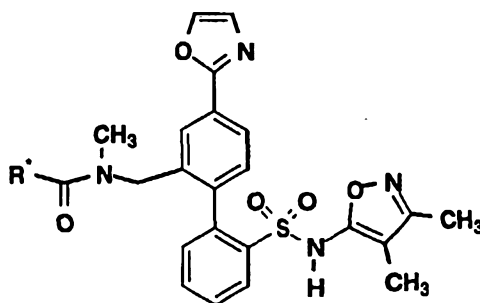
After briskly stirring a mixture of the title compound of Step (F) of Example 21 (55 mg; 0.13 mmol), the title compound of Step (C) of this Example (57 mg; 0.40 mmol), AcOH (0.054 ml) and 3Å molecular sieves (500 mg) in 1.2 ml of CH_2Cl_2 for 1 hour at room temperature, sodium triacetoxymethylborohydride (87 mg; 0.40 mmol) was added. After stirring 4 hours at room temperature, the reaction mixture was filtered through celite and the filtrate was diluted with CH_2Cl_2 (25 ml) and washed with water (20 ml). The organic layer was dried (MgSO_4) and concentrated. The residue was

chromatographed on a 2.5 x 10 cm silica gel column using 1L EtOAc:Hex, 1:1 and 1L EtOAc:hex, 3:1 as the mobile phase. Concentration of the purest fractions gave material of insufficient purity. The material was subjected to
5 preparative HPLC (Flow rate= 35 ml/min.; 30 x 500 mm s-10 ODS-120Å column, using an stepwise gradient of 44% MeOH/H₂O + 0.1% TFA to 56% MeOH/H₂O + 0.1% TFA in 2% increments at 5 minute intervals) The pure fractions were concentrated and dissolved in ~0.5 ml MeOH. 1N HCl (0.5 ml) was added,
10 followed by 5 ml of water. The mixture was frozen and lyophilized to afford 48 mg (66%) of the title compound of this Example as a white powder. mp 105-120°C.

Examples 77 to 139

15

The compounds of Examples 77 to 139 have the structure below where, for each compound, R* is the moiety shown in Table I following.

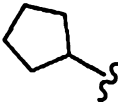
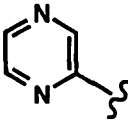
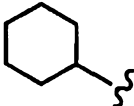
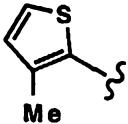
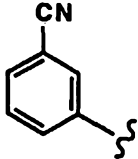
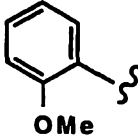


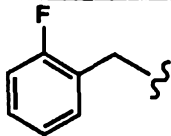
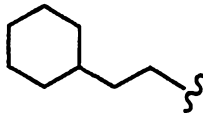
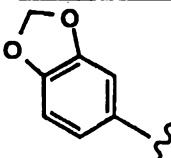
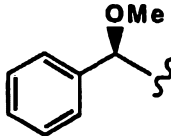
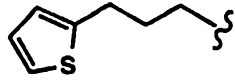
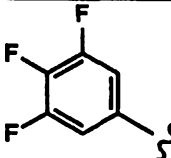
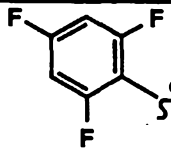
20

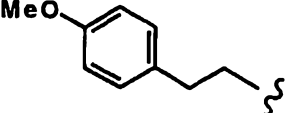
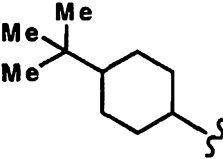
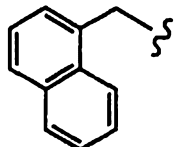
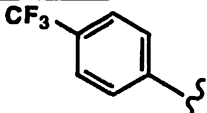
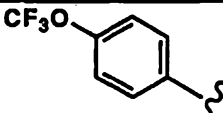
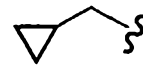
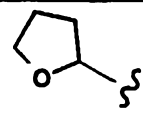
These compounds were prepared robotically as follows. To a vial containing an acid R*-COOH (0.075 mmol), a solution of 2'-[(methylamino)methyl]-N-(3,4-dimethyl-5-isoxazolyl)-4'-
25 (2-oxazolyl)[1,1'-biphenyl]-2-sulfonamide, prepared as described in Step (A) of Example 28 (32.9 mg, 0.075 mmol) in 0.34 ml CH₂Cl₂ and 0.09 ml DMF was added followed by a solution of 1,3-diisopropylcarbodiimide in CH₂Cl₂ (0.28 N,
0.320 ml, 0.09 mmol). The reaction mixture was vortexed for 3
30 minutes and let stand at room temperature for 24 hr. The

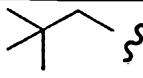
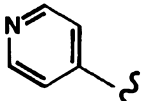
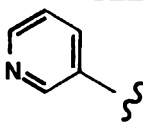
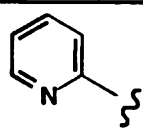
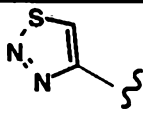
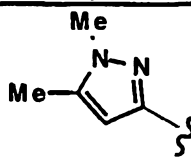
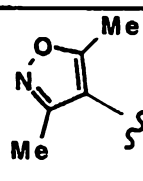
mixture was then loaded onto 1.5 g of a Strong Anion Exchange ("SAX", Quaternary Amine) resin and eluted with 20 ml CH_2Cl_2 and then 10 ml 3% TFA in CH_2Cl_2 to give the desired compound.

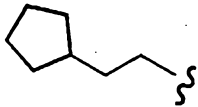
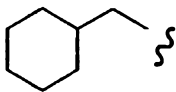
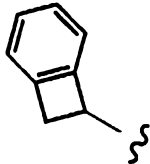
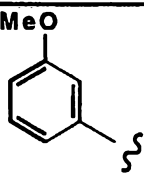
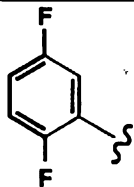
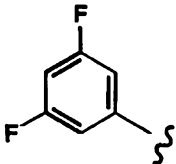
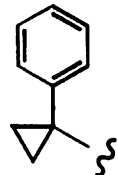
TABLE I

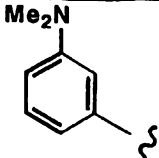
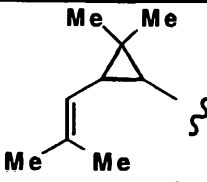
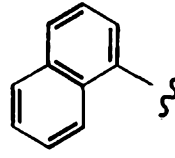
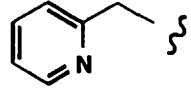
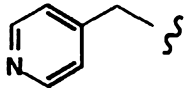
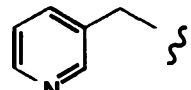
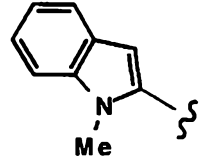
EX. NO.	R*	COMPOUND NAME	HPLC Reten- tion Time (min) Δ
77		N-[[2'-[[[(3,4-Dimethyl-5-isoxazolyl)amino]sulfonyl]-4-(2-oxazolyl)[1,1'-biphenyl]-2-yl]methyl]-N-methylcyclopentanecarboxamide	7.6
78		N-[[2'-[[[(3,4-Dimethyl-5-isoxazolyl)amino]sulfonyl]-4-(2-oxazolyl)[1,1'-biphenyl]-2-yl]methyl]-N-methyl-2-pyrazinecarboxamide	6.4
79		N-[[2'-[[[(3,4-Dimethyl-5-isoxazolyl)amino]sulfonyl]-4-(2-oxazolyl)[1,1'-biphenyl]-2-yl]methyl]-N-methylcyclohexanecarboxamide	7.8
80		N-[[2'-[[[(3,4-Dimethyl-5-isoxazolyl)amino]sulfonyl]-4-(2-oxazolyl)[1,1'-biphenyl]-2-yl]methyl]-N,3-dimethyl-2-thiophene-carboxamide	7.4
81		3-Cyano-N-[[2'-[[[(3,4-dimethyl-5-isoxazolyl)amino]sulfonyl]-4-(2-oxazolyl)[1,1'-biphenyl]-2-yl]methyl]-N-methylbenzamide	6.8
82		N-[[2'-[[[(3,4-Dimethyl-5-isoxazolyl)amino]sulfonyl]-4-(2-oxazolyl)[1,1'-biphenyl]-2-yl]methyl]-2-methoxy-N-methylbenzamide	7.3

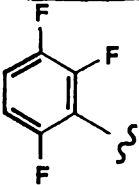
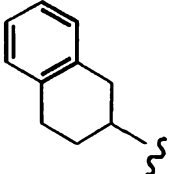
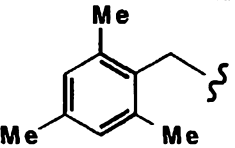
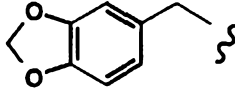
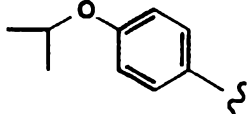
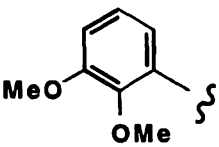
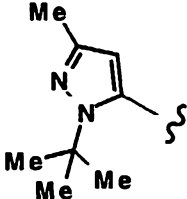
83		N-[[2'-[[[(3,4-Dimethyl-5-isoxazolyl)amino]sulfonyl]-4-(2-oxazolyl)[1,1'-biphenyl]-2-yl]methyl]-2-fluoro-N-methylbenzeneacetamide	7.5
84		N-[[2'-[[[(3,4-Dimethyl-5-isoxazolyl)amino]sulfonyl]-4-(2-oxazolyl)[1,1'-biphenyl]-2-yl]methyl]-N-methylcyclohexane-propanamide	8.6
85		N-[[2'-[[[(3,4-Dimethyl-5-isoxazolyl)amino]sulfonyl]-4-(2-oxazolyl)[1,1'-biphenyl]-2-yl]methyl]-N-methyl-1,3-benzodioxole-5-carboxamide	7.2
86		(R)-N-[[2'-[[[(3,4-Dimethyl-5-isoxazolyl)amino]-sulfonyl]-4-(2-oxazolyl)[1,1'-biphenyl]-2-yl]methyl]-α-methoxy-N-methylbenzeneacetamide	7.3
87		N-[[2'-[[[(3,4-Dimethyl-5-isoxazolyl)amino]sulfonyl]-4-(2-oxazolyl)[1,1'-biphenyl]-2-yl]methyl]-N-methyl-2-thiophene-butanamide	7.9
88		N-[[2'-[[[(3,4-Dimethyl-5-isoxazolyl)amino]sulfonyl]-4-(2-oxazolyl)[1,1'-biphenyl]-2-yl]methyl]-3,4,5-trifluoro-N-methylbenzamide	7.7
89		N-[[2'-[[[(3,4-Dimethyl-5-isoxazolyl)amino]sulfonyl]-4-(2-oxazolyl)[1,1'-biphenyl]-2-yl]methyl]-2,4,6-trifluoro-N-methylbenzamide	7.5

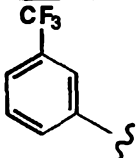
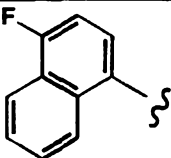
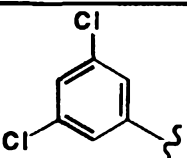
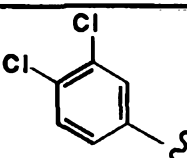
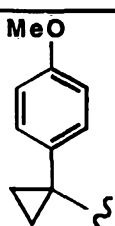
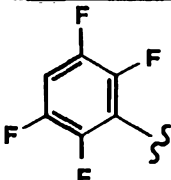
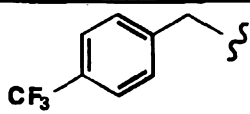
90		N-[[2'-[[[(3,4-Dimethyl-5-isoxazolyl)amino)sulfonyl]-4-(2-oxazolyl)[1,1'-biphenyl]-2-yl]methyl]-4-methoxy-N-methylbenzene-propanamide	7.7
91		4-(1,1-Dimethylethyl)-N-[[2'-[[[(3,4-dimethyl-5-isoxazolyl)amino)sulfonyl]-4-(2-oxazolyl)[1,1'-biphenyl]-2-yl]methyl]-N-methylcyclohexanecarboxamide	9.0
92		N-[[2'-[[[(3,4-Dimethyl-5-isoxazolyl)amino)sulfonyl]-4-(2-oxazolyl)[1,1'-biphenyl]-2-yl]methyl]-N-methyl-1-naphthaleneacetamide	8.0
93		N-[[2'-[[[(3,4-Dimethyl-5-isoxazolyl)amino)sulfonyl]-4-(2-oxazolyl)[1,1'-biphenyl]-2-yl]methyl]-N-methyl-4-(trifluoromethyl)-benzamide	7.8
94		N-[[2'-[[[(3,4-Dimethyl-5-isoxazolyl)amino)sulfonyl]-4-(2-oxazolyl)[1,1'-biphenyl]-2-yl]methyl]-N-methyl-4-(trifluoromethoxy)benzamide	8.0
95		N-[[2'-[[[(3,4-Dimethyl-5-isoxazolyl)amino)sulfonyl]-4-(2-oxazolyl)[1,1'-biphenyl]-2-yl]methyl]-N-methylcyclopropaneacetamide	7.0
96		N-[[2'-[[[(3,4-Dimethyl-5-isoxazolyl)amino)sulfonyl]-4-(2-oxazolyl)[1,1'-biphenyl]-2-yl]methyl]tetrahydro-N-methyl-2-furancarboxamide	6.6

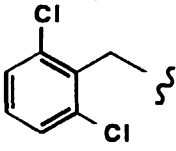
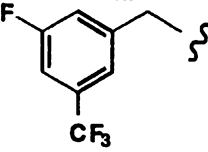
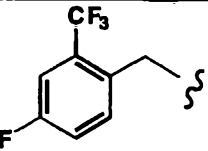
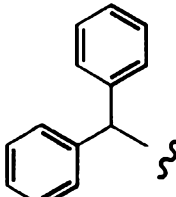
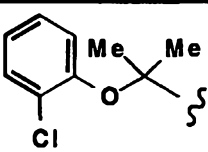
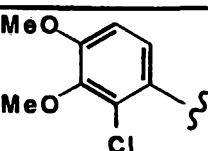
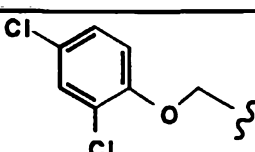
97		N-[[2'-[[[(3,4-Dimethyl-5-isoxazolyl)amino]sulfonyl]-4-(2-oxazolyl)[1,1'-biphenyl]-2-yl]methyl]-N,3,3-trimethylbutanamide	7.5
98		N-[[2'-[[[(3,4-Dimethyl-5-isoxazolyl)amino]sulfonyl]-4-(2-oxazolyl)[1,1'-biphenyl]-2-yl]methyl]-N-methyl-4-pyridinecarboxamide	5.6
99		N-[[2'-[[[(3,4-Dimethyl-5-isoxazolyl)amino]sulfonyl]-4-(2-oxazolyl)[1,1'-biphenyl]-2-yl]methyl]-N-methyl-3-pyridinecarboxamide	5.8
100		N-[[2'-[[[(3,4-Dimethyl-5-isoxazolyl)amino]sulfonyl]-4-(2-oxazolyl)[1,1'-biphenyl]-2-yl]methyl]-N-methyl-2-pyridinecarboxamide	6.3
101		N-[[2'-[[[(3,4-Dimethyl-5-isoxazolyl)amino]sulfonyl]-4-(2-oxazolyl)[1,1'-biphenyl]-2-yl]methyl]-N-methyl-1,2,3-thiadiazole-4-carboxamide	6.5
102		N-[[2'-[[[(3,4-Dimethyl-5-isoxazolyl)amino]sulfonyl]-4-(2-oxazolyl)[1,1'-biphenyl]-2-yl]methyl]-N,1,5-trimethyl-1H-pyrazole-3-carboxamide	6.4
103		N-[[2'-[[[(3,4-Dimethyl-5-isoxazolyl)amino]sulfonyl]-4-(2-oxazolyl)[1,1'-biphenyl]-2-yl]methyl]-N,3,5-trimethyl-4-isoxazolecarboxamide	6.5

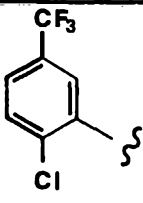
104		N-[[2'-[[[(3,4-Dimethyl-5-isoxazolyl) amino]sulfonyl]-4-(2-oxazolyl)[1,1'-biphenyl]-2-yl]methyl]-N-methylcyclopentane-propanamide	8.0
105		N-[[2'-[[[(3,4-Dimethyl-5-isoxazolyl) amino]sulfonyl]-4-(2-oxazolyl)[1,1'-biphenyl]-2-yl]methyl]-N-methylcyclohexaneacetamide	7.9
106		N-[[2'-[[[(3,4-Dimethyl-5-isoxazolyl) amino]sulfonyl]-4-(2-oxazolyl)[1,1'-biphenyl]-2-yl]methyl]-N-methylbicyclo[4.2.0]octa-1,3,5-triene-7-carboxamide	7.4
107		N-[[2'-[[[(3,4-Dimethyl-5-isoxazolyl) amino]sulfonyl]-4-(2-oxazolyl)[1,1'-biphenyl]-2-yl]methyl]-3-methoxy-N-methylbenzamide	7.1
108		N-[[2'-[[[(3,4-Dimethyl-5-isoxazolyl) amino]sulfonyl]-4-(2-oxazolyl)[1,1'-biphenyl]-2-yl]methyl]-2,5-difluoro-N-methylbenzamide	7.0
109		N-[[2'-[[[(3,4-Dimethyl-5-isoxazolyl) amino]sulfonyl]-4-(2-oxazolyl)[1,1'-biphenyl]-2-yl]methyl]-3,5-difluoro-N-methylbenzamide	7.2
110		N-[[2'-[[[(3,4-Dimethyl-5-isoxazolyl) amino]sulfonyl]-4-(2-oxazolyl)[1,1'-biphenyl]-2-yl]methyl]-N-methyl-1-phenylcyclopropanecarboxamide	7.5

111		3-(Dimethylamino)-N-[[2'-[[[(3,4-dimethyl-5-isoxazolyl)amino]sulfonyl]-4-(2-oxazolyl)[1,1'-biphenyl]-2-yl]methyl]-N-methylbenzamide	6.0
112		N-[[2'-[[[(3,4-Dimethyl-5-isoxazolyl)amino]sulfonyl]-4-(2-oxazolyl)[1,1'-biphenyl]-2-yl]methyl]-N,2,2-trimethyl-3-(2-methyl-1-propenyl)cyclopropanecarboxamide	8.1
113		N-[[2'-[[[(3,4-Dimethyl-5-isoxazolyl)amino]sulfonyl]-4-(2-oxazolyl)[1,1'-biphenyl]-2-yl]methyl]-N-methyl-1-naphthalenecarboxamide	7.6
114		N-[[2'-[[[(3,4-Dimethyl-5-isoxazolyl)amino]sulfonyl]-4-(2-oxazolyl)[1,1'-biphenyl]-2-yl]methyl]-N-methyl-2-pyridineacetamide, trifluoroacetate (1:1)	5.4
115		N-[[2'-[[[(3,4-Dimethyl-5-isoxazolyl)amino]sulfonyl]-4-(2-oxazolyl)[1,1'-biphenyl]-2-yl]methyl]-N-methyl-4-pyridineacetamide, trifluoroacetate (1:1)	5.3
116		N-[[2'-[[[(3,4-Dimethyl-5-isoxazolyl)amino]sulfonyl]-4-(2-oxazolyl)[1,1'-biphenyl]-2-yl]methyl]-N-methyl-3-pyridineacetamide, trifluoroacetate (1:1)	5.4
117		N-[[2'-[[[(3,4-Dimethyl-5-isoxazolyl)amino]sulfonyl]-4-(2-oxazolyl)[1,1'-biphenyl]-2-yl]methyl]-N,1-dimethyl-1H-indole-2-carboxamide	7.7

118		N-[[2'-[[[(3,4-Dimethyl-5-isoxazolyl)amino]sulfonyl]-4-(2-oxazolyl)[1,1'-biphenyl]-2-yl]methyl]-2,3,6-trifluoro-N-methylbenzamide	7.2
119		N-[[2'-[[[(3,4-Dimethyl-5-isoxazolyl)amino]sulfonyl]-4-(2-oxazolyl)[1,1'-biphenyl]-2-yl]methyl]-1,2,3,4-tetrahydro-N-methyl-2-naphthalenecarboxamide	7.9
120		N-[[2'-[[[(3,4-Dimethyl-5-isoxazolyl)amino]sulfonyl]-4-(2-oxazolyl)[1,1'-biphenyl]-2-yl]methyl]-N,2,4,6-tetramethylbenzeneacetamide	8.0
121		N-[[2'-[[[(3,4-Dimethyl-5-isoxazolyl)amino]sulfonyl]-4-(2-oxazolyl)[1,1'-biphenyl]-2-yl]methyl]-N-methyl-1,3-benzodioxole-5-acetamide	7.1
122		N-[[2'-[[[(3,4-Dimethyl-5-isoxazolyl)amino]sulfonyl]-4-(2-oxazolyl)[1,1'-biphenyl]-2-yl]methyl]-N-methyl-4-(1-methylethoxy)benzamide	7.6
123		N-[[2'-[[[(3,4-Dimethyl-5-isoxazolyl)amino]sulfonyl]-4-(2-oxazolyl)[1,1'-biphenyl]-2-yl]methyl]-2,3-dimethoxy-N-methylbenzamide	7.0
124		1-(1,1-Dimethyl)-N-[[2'-[[[(3,4-dimethyl-5-isoxazolyl)amino]sulfonyl]-4-(2-oxazolyl)[1,1'-biphenyl]-2-yl]methyl]-N,3-dimethyl-1H-pyrazole-5-carboxamide	7.2

125		N-[[2'-[[[(3,4-Dimethyl-5-isoxazolyl)amino]sulfonyl]-4-(2-oxazolyl)[1,1'-biphenyl]-2-yl]methyl]-N-methyl-3-(trifluoromethyl)benzamide	7.5
126		N-[[2'-[[[(3,4-Dimethyl-5-isoxazolyl)amino]sulfonyl]-4-(2-oxazolyl)[1,1'-biphenyl]-2-yl]methyl]-4-fluoro-N-methyl-1-naphthalenecarboxamide	7.7
127		3,5-Dichloro-N-[[2'-[[[(3,4-dimethyl-5-isoxazolyl)amino]sulfonyl]-4-(2-oxazolyl)[1,1'-biphenyl]-2-yl]methyl]-N-methylbenzamide	7.9
128		3,4-Dichloro-N-[[2'-[[[(3,4-dimethyl-5-isoxazolyl)amino]sulfonyl]-4-(2-oxazolyl)[1,1'-biphenyl]-2-yl]methyl]-N-methylbenzamide	7.8
129		N-[[2'-[[[(3,4-Dimethyl-5-isoxazolyl)amino]sulfonyl]-4-(2-oxazolyl)[1,1'-biphenyl]-2-yl]methyl]-1-(4-methoxyphenyl)-N-methylcyclopropane-carboxamide	7.5
130		N-[[2'-[[[(3,4-Dimethyl-5-isoxazolyl)amino]sulfonyl]-4-(2-oxazolyl)[1,1'-biphenyl]-2-yl]methyl]-2,3,5,6-tetrafluoro-N-methylbenzamide	7.3
131		N-[[2'-[[[(3,4-Dimethyl-5-isoxazolyl)amino]sulfonyl]-4-(2-oxazolyl)[1,1'-biphenyl]-2-yl]methyl]-N-methyl-4-(trifluoromethyl)benzene-acetamide	7.7

132		2,6-Dichloro-N-[[2'-[[[(3,4-dimethyl-5-isoxazolyl)amino]sulfonyl]-4-(2-oxazolyl)[1,1'-biphenyl]-2-yl]methyl]-N-methylbenzeneacetamide	7.7
133		N-[[2'-[[[(3,4-Dimethyl-5-isoxazolyl)amino]sulfonyl]-4-(2-oxazolyl)[1,1'-biphenyl]-2-yl]methyl]-3-fluoro-N-methyl-5-(trifluoromethyl)benzamide	7.6
134		N-[[2'-[[[(3,4-Dimethyl-5-isoxazolyl)amino]sulfonyl]-4-(2-oxazolyl)[1,1'-biphenyl]-2-yl]methyl]-4-fluoro-N-methyl-2-(trifluoromethyl)benzamide	7.5
135		N-[[2'-[[[(3,4-Dimethyl-5-isoxazolyl)amino]sulfonyl]-4-(2-oxazolyl)[1,1'-biphenyl]-2-yl]methyl]-N-methyl-α-phenylbenzeneacetamide	7.9
136		2-(2-Chlorophenoxy)-N-[[2'-[[[(3,4-dimethyl-5-isoxazolyl)amino]sulfonyl]-4-(2-oxazolyl)[1,1'-biphenyl]-2-yl]methyl]-N,2-dimethylpropanamide	8.3
137		2-Chloro-N-[[2'-[[[(3,4-dimethyl-5-isoxazolyl)amino]sulfonyl]-4-(2-oxazolyl)[1,1'-biphenyl]-2-yl]methyl]-3,4-dimethoxy-N-methylbenzamide	7.1
138		2-(2,4-Dichlorophenoxy)-N-[[2'-[[[(3,4-dimethyl-5-isoxazolyl)amino]sulfonyl]-4-(2-oxazolyl)[1,1'-biphenyl]-2-yl]methyl]-N-methylacetamide	8.0

139		2-Chloro-N-[[2'-[[[(3,4-dimethyl-5-isoxazolyl)amino]sulfonyl]-4-(2-oxazolyl)[1,1'-biphenyl]-2-yl]methyl]-N-methyl-5-(trifluoromethyl)benzamide	7.7
-----	-----------------------------------------------------------------------------------	------------------------------------------------------------------------------------------------------------------------------------------------	-----

ΔHPLC Conditions:

Column: YMC S3 ODS 4.6x50mm

Gradient elution of 0-100%B over 8 min and held at 100%B for 3 min.

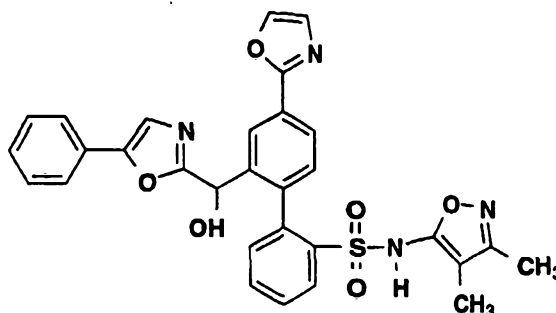
Flow rate: 2.5 ml/min

A: 10% MeOH-90% water-0.2% H₃PO₄B: 90% MeOH-10% water-0.2% H₃PO₄

Detection Wavelength: 254 nm

Example 140

N-(3,4-Dimethyl-5-isoxazolyl)-2'-[hydroxy(5-phenyl-2-oxazolyl)methyl]-4'-(2-oxazolyl)[1,1'-biphenyl]-2-sulfonamide

**A. 5-Phenyloxazole**

A mixture of tosylmethyl isocyanide (5.86 g, 30 mmol), benzaldehyde (3.18 g, 30 mmol) and K₂CO₃ (6.22 g, 45 mmol) in 60 ml MeOH was refluxed for 2 hr and concentrated. 250 ml EtOAc was added and the mixture was washed with H₂O, brine, dried and concentrated. The residue was chromatographed on silica gel using 15:1 hexane/EtOAc to afford the title compound of this step (2.5 g, 57%) as a white solid.

B. N-(3,4-Dimethyl-5-isoxazolyl)-2'-[hydroxy(5-phenyl-2-oxazolyl)methyl]-N-[(2-methoxyethoxy)methyl]-4'-(2-oxazolyl)[1,1'-biphenyl]-2-sulfonamide

5 To the title compound of Step (A) (324 mg, 2.23 mmol) in 9 ml THF and 4.5 ml Et₂O at -78°C, n-BuLi (2 M in pentane, 1.23 ml, 2.46 mmol) was added. After stirring at -78°C for 30 min, a solution of the title compound of Step (E) of Example 21 (760 mg, 1.49 mmol) in 3 ml THF was added dropwise. The
10 reaction was stirred at -78°C for 30 min and then warmed to room temperature and stirred for 2 hr. The reaction was quenched with sat. NH₄Cl, extracted with EtOAc. The organic extracts were washed with H₂O, brine, dried and concentrated. The residue was chromatographed on silica gel using 1:1.5
15 hexane/EtOAc to afford the title compound of this step (540 mg, 55%) as a gum.

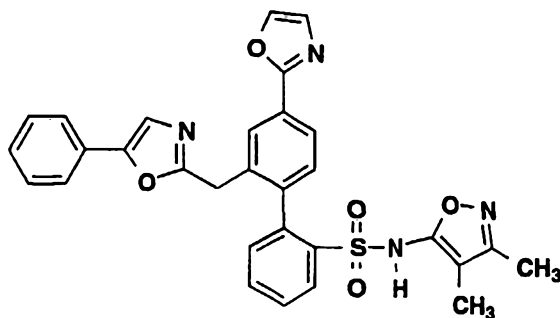
C. N-(3,4-Dimethyl-5-isoxazolyl)-2'-[hydroxy(5-phenyl-2-oxazolyl)methyl]-4'-(2-oxazolyl)[1,1'-biphenyl]-2-sulfonamide

20 To a solution of the title compound of Step (B) (200 mg, 0.305 mmol) in 10.2 ml of CH₃CN, Me₃SiCl (199 mg, 1.83 mmol) was added and followed by NaI (274 mg, 1.83 mmol). The mixture was stirred at room temperature for 1 hr. Additional
25 Me₃SiCl (199 mg, 1.83 mmol) and NaI (274 mg, 1.83 mmol) were added in three portions and the reaction was stirred for additional 5.5 hr. The mixture was added to 5 ml H₂O and 50 ml EtOAc. The organic layer was washed with sat. Na₂S₂O₃, brine, dried and concentrated. The residue was purified by
30 preparative HPLC on an ODS S10 column using 27% solvent A (10% MeOH, 90% H₂O, 0.1% TFA) and 73% solvent B (90% MeOH, 10% H₂O, 0.1% TFA) to provide the title compound of this Example (65 mg, 37%) as a white solid, m.p. 125-135°C (amorphous).

35

Example 141

N-(3,4-Dimethyl-5-isoxazolyl)-4'-(2-oxazolyl)-2'-[(5-phenyl-2-oxazolyl)methyl][1,1'-biphenyl]-2-sulfonamide



5

A. N-(3,4-Dimethyl-5-isoxazolyl)-N-[(2-methoxyethoxy)methyl]-4'-(2-oxazolyl)-2'-[(5-phenyl-2-oxazolyl)methyl][1,1'-biphenyl]-2-sulfonamide

10

To the title compound of Step (B) of Example 140 (92 mg, 0.14 mmol) in 1.4 ml CH₃CN, phenyl chlorothionoformate (169 mg, 0.98 mmol) was added and followed by 4-dimethylaminopyridine (137 mg, 1.12 mmol). The mixture was stirred at room temperature overnight. 20 ml EtOAc was added and the mixture was washed with H₂O, brine, dried and concentrated. The residue was chromatographed on silica gel using 1:1.5 hexane/EtOAc to afford the title compound of this step as a gum.

20

B. N-(3,4-Dimethyl-5-isoxazolyl)-N-[(2-methoxyethoxy)methyl]-4'-(2-oxazolyl)-2'-[(5-phenyl-2-oxazolyl)methyl][1,1'-biphenyl]-2-sulfonamide

25

All material obtained as the title compound of Step (A), tributyltin hydride (114 mg, 0.39 mmol) and 2,2'-azobis(2-methylpropionitrile) (8 mg) in 3 ml toluene was refluxed for 3 hr. The residue was chromatographed on silica

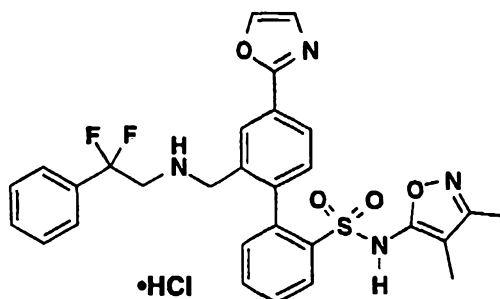
gel using 1:1.5 hexane/EtOAc to afford the title compound of this step (26 mg, 29% for two steps) as a gum.

5 C. N-(3,4-Dimethyl-5-isoxazolyl)-4'-(2-oxazolyl)-2'-[(5-phenyl-2-oxazolyl)methyl][1,1'-biphenyl]-2-sulfonamide

To a solution of the title compound of Step (B) (26 mg, 0.041 mmol) in 2 ml of CH₃CN, Me₃SiCl (26.5 mg, 0.244 mmol) was added and followed by NaI (35 mg, 0.244 mmol). The mixture was stirred at room temperature for 20 min. Additional Me₃SiCl (26.5 mg, 0.244 mmol) and NaI (35 mg, 0.244 mmol) were added in three portions and the reaction was stirred for additional 1.5 hr. The mixture was then added to 2 ml H₂O and 25 ml EtOAc. The organic layer was washed with sat. Na₂S₂O₃, brine, dried and concentrated. The residue was purified by preparative HPLC on an ODS S10 column using 21% solvent A (10% MeOH, 90% H₂O, 0.1% TFA) and 79% solvent B (90% MeOH, 10% H₂O, 0.1% TFA) to provide the title compound of this Example (13 mg, 58%) as a white solid, m.p. 120-128°C (amorphous).

Example 142

25 2'-[[[(2,2-Difluoro-2-phenylethyl)aminomethyl]-N-(3,4-dimethyl-5-isoxazolyl)-4'-(2-oxazolyl)[1,1'-biphenyl]-2-sulfonamide, monohydrochloride



A. α,α -Difluorobenzeneacetic acid, ethyl ester

A mixture of ethylphenylglyoxalate (α -oxobenzeneacetic acid, ethyl ester; 7.12 g; 40 mmol) and diethylaminosulfur trifluoride (5.9 ml; 44 mmol) was stirred 18 hr at room temperature. After the reaction mixture was carefully poured onto ice and the ice melted, the resulting mixture was extracted with ether (200 ml). The organic layer was washed with saturated NaHCO_3 solution (2 x 75 ml), brine (50 ml), dried (MgSO_4) and concentrated to a yellow liquid. Distillation at 75-80°C; 3-4 mmHg afforded 6.04 g (75%) of the title compound of this step as a colorless liquid.

$^1\text{H NMR}$ (CDCl_3): δ 1.29 (t, $J = 7.5$ Hz, 3H), 4.28 (q, $J = 7.5$ Hz, 2H), 7.46 (m, 3H), 7.61 (m, 2H).

$^{13}\text{C NMR}$ (CDCl_3): δ 13.5, 62.8, 113.1 (t, $J_{\text{C-F}} = 251$ Hz), 125.1, 128.3, 130.7, 132.6 (t, $J_{\text{C-F}_2} = 25.5$ Hz), 163.9 (t, $J_{\text{C-F}_2} = 35$ Hz).

B. α,α -Difluorobenzeneacetamide

A solution of the title compound of Step (A) (6.00 g; 30 mmol) in 50 ml of EtOH was saturated with anhydrous NH_3 . An exothermic reaction was observed. After stirring the reaction mixture 60 hr at room temperature, the volatiles were removed in vacuo and the solid residue was taken up in a minimal amount of hot ethyl acetate. A small amount of insoluble material was filtered off and hexane was added to the filtrate until slightly turbid. After cooling to room temperature and standing several hr, the crystals were filtered and dried to afford 4.68 g (91%) of the title compound of this step as a colorless crystalline solid.

$^1\text{H NMR}$ (CDCl_3): δ 7.49 (m, 3H), 7.61 (d, $J = 7.5$ Hz, 2H).

¹³C NMR (CDCl₃): δ 115.1 (t, J_{C-F} = 252 Hz), 125.8, 129.0, 131.4, 133.3 (t, J_{C-F2} = 25.5 Hz), 167.5 (t, J_{C-F2} = 25 Hz).

C. β,β-Difluorobenzeneethanamine

5 Borane·dimethylsulfide (1.5 ml; 15.4 mmol) was added dropwise over 30 minutes to a solution of the title compound of Step (B) (1 g; 5.84 mmol) in 6 ml of THF at room temperature. After stirring 18 hr at room temperature and 2 hr at reflux, the reaction mixture was cooled to 0°C and 3 ml
10 of methanol were added carefully over 15 minutes. The solution was saturated with HCl (g) and the cloudy mixture was stirred 6 hr at room temperature, 30 minutes at reflux and 60 hr at room temperature. After removing the volatiles in vacuo, the residue was partitioned between ether (50 ml)
15 and 1N HCl (30 ml). The ether layer was extracted with 1N HCl (10 ml) and the combined aqueous was backwashed with ether (50 ml). After adjusting the pH to 8 with solid NaHCO₃, 1N NaOH (1 ml) was added and the aqueous layer was extracted with ether (50 ml). After washing with saturated NaHCO₃
20 solution (25 ml), water (25 ml) and brine (25 ml), the ether layer was dried (MgSO₄) and concentrated to afford 355 mg (39%) of the title compound of this step as a colorless liquid.

25 ¹H NMR (CDCl₃): δ 3.17 (t, J = 14.5 Hz, 2H), 7.47 (m, 5H).

¹³C NMR (CDCl₃): δ 49.4 (t, J_{C-F2} = 30.8 Hz), 121.6 (t, J_{C-F} = 242.1 Hz), 125.2, 128.5, 130.0, 135.5 (t, J_{C-F2} = 26.4 Hz).

30 D. 2'-[[(2,2-Difluoro-2-phenylethyl)aminomethyl]-N-(3,4-dimethyl-5-isoxazolyl)-4'-(2-oxazolyl)][1,1'-biphenyl]-2-sulfonamide, monohydrochloride

After briskly stirring a mixture of the title compound
35 of Step (F) of Example 21 (50 mg; 0.12 mmol), the title compound of Step (C) of this Example (80 mg; 0.50 mmol), AcOH

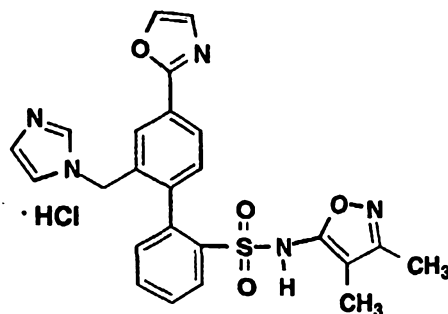
(0.067 ml) and 3Å molecular sieves (500 mg) in 1 ml of CH₂Cl₂ for 1 hour at room temperature, sodium triacetoxymethylborohydride (109 mg; 0.50 mmol) was added. After stirring 18 hours at room temperature, the reaction mixture was filtered through celite and the filtrate was diluted with CH₂Cl₂ (25 ml) and washed with water (20 ml) and brine (10 ml). The organic layer was dried (MgSO₄) and concentrated. The residue was chromatographed on a 2.5 x 10 cm silica gel column using 500 ml EtOAc:Hex, 1:1 and 500 ml EtOAc:hex, 3:1 as the mobile phase. Concentration of the purest fractions gave material of insufficient purity. The material was subjected to preparative HPLC (Flow rate= 35 ml/min.; 30 x 500 mm S-10 ODS-120Å column, using an stepwise gradient of 40% MeOH/H₂O + 0.1% TFA to 68% MeOH/H₂O + 0.1% TFA in 2% increments at 5 minute intervals) The pure fractions were concentrated and dissolved in ~0.25 ml MeOH. 1N HCl (0.25 ml) was added, followed by 2.5 ml of water. The mixture was frozen and lyophilized to afford 43 mg (60%) of the title compound of this Example as a light yellow solid. mp 122-135°C.

20

Example 143

N-(3,4-Dimethyl-5-isoxazolyl)-2'-(1H-imidazol-1-ylmethyl)-4'-(2-oxazolyl)[1,1'-biphenyl]-2-sulfonamide, monohydrochloride

25



A. 2'-(Bromomethyl)-N-(3,4-dimethyl-5-isoxazolyl)-N-[(2-methoxyethoxy)methyl]-4'-(2-oxazolyl)[1,1'-biphenyl]-2-sulfonamide

5 To the title compound of Step (B) of Example 57 (150 mg, 0.26 mmol) in 0.65 ml DMF, imidazole (106 mg, 1.56 mmol) was added and followed by K₂CO₃ (215 mg, 1.56 mmol). The mixture was stirred at 40°C for 3 h, diluted with 10 ml H₂O and extracted with 3x20 ml EtOAc. The combined organic
10 extracts were washed with H₂O, brine, dried and concentrated to afford the title compound of this step as a gum.

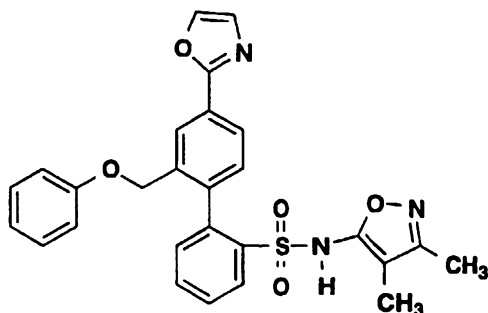
B. N-(3,4-Dimethyl-5-isoxazolyl)-2'-(1H-imidazol-1-ylmethyl)-4'-(2-oxazolyl)[1,1'-biphenyl]-2-sulfonamide, monohydrochloride

15 To a solution of the title compound of Step (A) in 5.2 ml of CH₃CN, Me₃SiCl (169 mg, 1.56 mmol) was added and followed by NaI (231 mg, 1.56 mmol). The mixture was stirred at room temperature for 30 min. Additional Me₃SiCl (169mg,
20 1.56 mmol) and NaI (231 mg, 1.56 mmol) were added in three portions and the reaction was stirred for additional 1.5 h. The reaction mixture was then added to 3 ml H₂O and 25 ml EtOAc. The organic layer was separated and washed with saturated aqueous Na₂S₂O₃, brine, dried and concentrated. The
25 residue was purified by preparative HPLC on an ODS S10 column using 50% solvent A (10% MeOH, 90% H₂O, 0.1% TFA) and 50% solvent B (90% MeOH, 10% H₂O, 0.1% TFA) to provide the product which was treated with 1.04 ml of aqueous 0.5 N HCl and then concentrated to furnish the title compound of this
30 Example (90 mg, 68% for two steps) as a white solid, m.p. 135-145°C (amorphous).

Example 144

N-(3,4-Dimethyl-5-isoxazolyl)-4'-(2-oxazolyl)-2'-phenoxymethyl)[1,1'-biphenyl]-2-sulfonamide

35



A. N-(3,4-Dimethyl-5-isoxazolyl)-N-[(2-methoxyethoxy)methyl]-4'-(2-oxazolyl)-2'-(phenoxymethyl)[1,1'-biphenyl]-2-sulfonamide

To the title compound of Step (B) of Example 57 (100 mg, 0.17 mmol) in 0.27 ml DMF, NaH (60% in mineral oil, 8.3 mg, 0.21 mmol) was added and stirred at room temperature for 20 min. To the mixture, phenol (18 mg, 0.19 mmol) was added and the reaction was stirred at room temperature for 3 hrs. 10 ml H₂O was added and the mixture was extracted with 3x20 ml EtOAc. The combined organic extracts were washed with H₂O, brine, dried and concentrated to afford the title compound of this step as a gum.

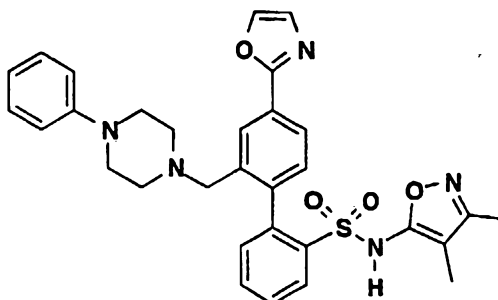
B. N-(3,4-Dimethyl-5-isoxazolyl)-4'-(2-oxazolyl)-2'-(phenoxymethyl)[1,1'-biphenyl]-2-sulfonamide

To a solution of the title compound of Step (A) in 6 ml of 95% EtOH, 6 ml 6N HCl was added. The reaction was refluxed for 1.5 h and concentrated. The residue was neutralized to pH~5 with NaHCO₃, extracted with 3X20 ml EtOAc. The organic extracts were washed with brine, dried and concentrated. The residue was chromatographed on silica gel using 100:2 CH₂Cl₂/MeOH to furnish the title compound of this Example (48 mg, 55% for two steps) as a white solid, m.p. 91-97°C (amorphous).

Example 145

N-(3,4-Dimethyl-5-isoxazolyl)-4'-(2-oxazolyl)-2'-[(4-phenyl-1-piperazinyl)methyl][1,1'-biphenyl]-2-sulfonamide

5

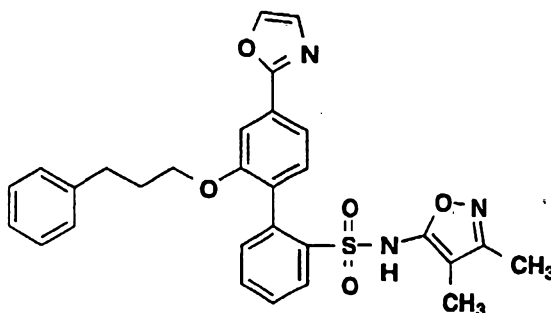


After briskly stirring a mixture of the title compound of Step (F) of Example 21 (42 mg; 0.10 mmol), 1-phenylpiperazine (46 μ l; 0.30 mmol), AcOH (0.04 ml; 0.68 mmol) and 3Å molecular sieves (350 mg) in 1 ml of CH₂Cl₂ for 1 hour at room temperature, sodium triacetoxyborohydride (65 mg; 0.30 mmol) was added. After stirring 20 hr at room temperature, the reaction mixture was filtered through celite and the filtrate was diluted with CH₂Cl₂ (20 ml) and washed with water (20 ml). The organic layer was dried (MgSO₄) and concentrated. The residue was chromatographed on a 2.5 x 10 cm silica gel column using a stepwise gradient of 200 ml @ CH₂Cl₂ to 4% MeOH/CH₂Cl₂ in 1% increments. The pure fractions were concentrated and dissolved in ~0.5 ml MeOH. Water (2.5 ml) was added and the mixture was frozen and lyophilized to afford 44 mg (79%) of the title compound of this Example as a white powder. mp 123-131°C.

25

Example 146

N-(3,4-Dimethyl-5-isoxazolyl)-4'-(2-oxazolyl)-2'-(3-phenylpropoxy)[1,1'-biphenyl]-2-sulfonamide



A. 2-Bromo-5-(2-oxazolyl)phenol

To a solution of the title compound of Step (F) of
 5 Example 19 (0.52 g, 2.05 mmol) in 15 mL of CH₂Cl₂ at -78°C,
 BBr₃ (1.0M solution in CH₂Cl₂, 2.45 mL) was added and the
 mixture was slowly warmed up to room temperature and stirred
 at room temperature for 36 hr. An additional portion of BBr₃
 (1.23 mL) was added and the mixture stirred an additional 24
 10 hr at room temperature. The mixture was then added to 25 mL
 water and the solution was extracted with 3x25 mL EtOAc. The
 combined organic extracts were washed with water and dried
 and evaporated. The residue thus obtained was chromatographed
 on 25g of silica gel using 3:1 hexane:EtOAc to afford 0.48g
 15 (98%) of the title compound of this step as a colorless gum.

B. 2-[4-Bromo-3-(3-phenylpropoxy)phenyl]oxazole

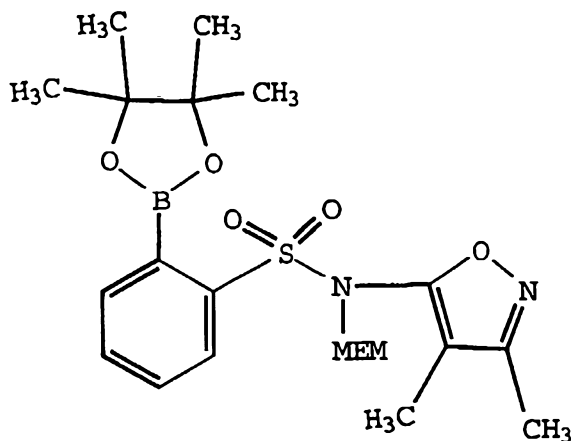
To a solution of the title compound of Step (A) (0.42
 20 g, 1.75 mmol) in 5 mL of DMF at 50°C, anhydrous potassium
 carbonate (0.29 g, 2.09 mmol) and 1-bromo-3-phenyl propane
 (0.52 g, 2.63 mmol) were added and stirred for 15 hr. The
 mixture was then added to 25 mL water and the solution was
 extracted with 3x25 mL EtOAc. The combined organic extracts
 25 were washed with water and dried and evaporated. The residue
 thus obtained was chromatographed on 25 g of silica gel using
 3:1 hexane:EtOAc to afford 0.32 g (51%) of the title compound
 of this step as a light yellow oil.

C. N-(3,4-Dimethyl-5-isoxazolyl)-N-[(2-methoxyethoxy)methyl]-4'-(2-oxazolyl)-2'-(3-phenylpropoxy)[1,1'-biphenyl]-2-sulfonamide

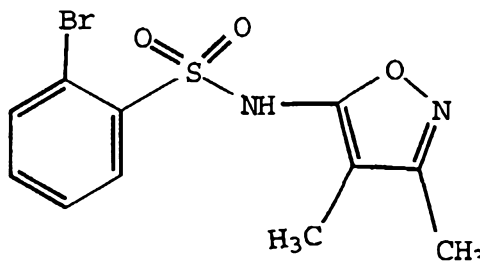
5 To a solution of the pinacol ester N-[(2-methoxyethoxy)methyl]-N-(3,4-dimethyl-5-isoxazolyl)-2-(4,4,5,5-tetramethyl-1,3,2-dioxaborolan-2-yl)benzenesulfonamide (0.377 g, 0.81 mmol) (prepared as described in U.S. Patent Application Serial No. _____
10 (Attorney Docket No. HA689a), filed on January 21, 1997 by Polniaszek et al., entitled "Methods for the Preparation of Biphenyl Isoxazole Sulfonamides", incorporated herein by reference, and in the section "Preparation of Pinacol Ester" below) and the title compound of Step (B) (0.29 g, 0.81 mmol)
15 in 15 mL of toluene, tetrakis(triphenylphosphine)palladium(0) (0.047 g, 0.04 mmol) was added followed by 7 mL of 2M aq. sodium carbonate and 7 mL of 95% EtOH. The mixture was refluxed under argon for 2 hr and then diluted with 100 mL of water and extracted with 3 x 50 mL of
20 EtOAc. The combined organic extracts were washed once with 100 mL of brine and dried and evaporated. The residue was chromatographed on 50 mL of silica gel using Hexanes/EtOAc 1:1 to afford 0.41 g (82%) of the title compound of this step as a colorless gum.

25

Preparation of Pinacol Ester:



i. 2-Bromo-N-(3,4-dimethyl-5-isoxazolyl)benzenesulfonamide



5

A 2 L three necked flask, equipped with an overhead mechanical stirrer, a 250 mL addition funnel and an argon line, was charged with 2-bromobenzenesulfonyl chloride (150 g, 587 mmol, commercially available) and anhydrous pyridine (150 mL). The resulting light yellow solution was cooled to -18°C (internal temperature) by an ice/salt bath. With stirring, a solution of 5-amino-3,4-dimethylisoxazole (69.1 g, 616 mmol, commercially available) in anhydrous pyridine (195 mL) was added dropwise through the addition funnel in 1 hour. The internal reaction temperature did not exceed -6°C during the course of the addition. After the addition, the ice/salt bath was removed and the reaction mixture was then warmed up to room temperature, stirred for 1 hour, and then stirred at 40°C for 21 hours.

The reaction mixture was cooled to room temperature and poured into a mixture of ice water (3 L) and celite (37.5 g). After stirring for 20 minutes, it was filtered and rinsed with water (250 mL x 3). Charcoal (45 g) was added to the filtrate. The mixture was stirred at room temperature for 40 minutes and was filtered through a pad of celite. The celite pad was rinsed with water (500 mL x 3). The filtrate was acidified by dropwise addition of cold HCl (6N, 750 mL) with vigorous stirring over 2 hours. Precipitation of the product occurred and the mixture was stirred for another 1 hour after the addition of HCl.

The mixture was filtered, the solid was rinsed with cold water (750 mL x 4), and suction dried for 3 days. The title compound of this Step i was obtained as a yellowish white solid (171 g) in 88% yield (HPLC area percent = 5 97.4%).

Thin layer chromatography (TLC): R_f = 0.47
(Silica gel from Whatman; Ethyl acetate
(EtOAc):hexanes/1:1; Visualization CAM or UV)

10 **Alternative preparation for title compound of this step i:**

A 1 L three necked flask was charged with 2-bromobenzenesulfonyl chloride (50 g, 196 mmol) and anhydrous 15 1,2-dichloroethane (125 mL) under an argon atmosphere. The resulting colorless solution was cooled to 0°C and anhydrous pyridine (40 mL, 396 mmol) was added, followed by the addition of 5-amino-3,4-dimethylisoxazole (24.1 g, 196 mmol) as a solid. After the addition, the ice bath was removed and 20 the reaction mixture was heated to 55°C for 21 hours, yielding a crude reaction mixture containing the title compound of this Step i.

25 **ii. 2-Bromo-N-(3,4-dimethyl-5-isoxazolyl)-N-[(2-methoxyethoxy)methyl]benzene-sulfonamide**

A 1 L three necked flask, equipped with a mechanical stirrer, was charged with potassium carbonate (130.5 g, 944 30 mmol) and anhydrous dimethylformamide (DMF, 286 mL) under an argon atmosphere. The heterogeneous mixture was stirred for 15 minutes at room temperature. The title compound of Step i (125 g, 378 mmol) was added as a solid. The mixture was stirred again for 15 minutes at room temperature.
35 Methoxyethoxymethylchloride (MEMCl, 47.5 mL, 415.8 mmol) was added dropwise through an addition funnel in 40 minutes.

After addition, the reaction mixture was stirred for 40 minutes. The reaction was monitored by HPLC.

The reaction mixture was diluted with the addition of ethyl acetate (400 mL), stirred for 5 minutes and filtered.

5 The solid was washed with ethyl acetate (200 mL x 2) and hexanes (250 mL x 2). The filtrate was treated with charcoal (25 g), stirred at room temperature for 1 hour and filtered through a celite pad. The celite pad was rinsed with ethyl acetate (50 mL x 3). The ethyl acetate layers were combined
10 and washed with Na₂CO₃ (1M, 500 mL). Precipitation occurred in the aqueous layer. It was suppressed by addition of water (750 mL). The aqueous layer was separated and discarded. The organic layer was washed with water (750 mL), brine (500 mL x 2), dried over Na₂SO₄, filtered and concentrated to a
15 yellowish semi-solid (157.3 g, 99% mass balance).

The residue was dissolved in ethanol (125 mL) and set aside in a freezer (0°C) for 20 hours. Crystallization occurred. The solid was filtered and suction dried. The title compound of this Step ii was obtained as a yellowish
20 white solid (75.65% yield, HPLC area percent = 98.2%).
TLC: R_f = 0.55 (Silica gel from Whatman; EtOAc:hexanes/1:1; visualization: CAM or UV)

Alternative preparation for the title compound of this
25 **Step ii:**

The reaction mixture obtained by the alternative method for the preparation of the title compound of Step i was cooled to room temperature and concentrated at reduced pressure on a rotary evaporator to a dark thick oil (102 g)
30 at 40°C. The dark oil (98 g, 188 mmol) was dissolved in anhydrous dichloromethane (240 mL). Diisopropylethylamine (97 mL, 4 equivalents) was added followed by dropwise addition of methoxyethoxymethyl chloride (25.7 mL, 225.6 mmol). The reaction mixture was stirred at room temperature for 4 hours.

35 The reaction mixture was concentrated at reduced pressure on a rotary evaporator to a thick oil, dissolved in

EtOAc (400 mL) and charcoal (10 g) was added. The charcoal mixture was stirred at room temperature for 30 minutes and was filtered through a celite pad. The celite pad was rinsed with EtOAc (100 mL x 3) and hexanes (200 mL x 2). The filtrate was transferred to a separatory funnel and washed with water (100 mL x 2), HCl (0.5N, 100 mL x 2), water (100 mL x 2) and brine (100 mL x 2), dried over Na₂SO₄, filtered and concentrated to a thick oil (64.9 g, 83% mass balance).

The thick oil was dissolved in ethanol (EtOH, 65 mL), cooled to 0°C with an ice bath, seeded with product and stirred at 0°C for 6 hours. Crystallization occurred. The solid was filtered and suction dried. The title compound of this Step ii was obtained as a yellowish solid (62% overall yield, HPLC area percent = 98.2%).

TLC: R_f = 0.55 (silica gel from Whatman; EtOAc:hexanes/1:1; visualization: CAM or UV)

iii. 2-Borono-N-(3,4-dimethyl-5-isoxazolyl)-N-[(2-methoxyethoxy)methyl]benzene-sulfonamide

A dry 3-necked 1-liter round-bottomed flask equipped with an overhead mechanical stirrer, gas adapter, thermocouple, and septum was charged with the title compound of Step ii (40.0 g; 95.4 mmol), and then thoroughly degassed and placed under an argon atmosphere. Tetrahydrofuran (THF, 185 mL) was added via syringe and the mixture was cooled to about -100°C (internal temperature). n-Butyl lithium (n-BuLi, 42.5 mL, 101 mmol, 2.38 M in hexanes) was dropwise added over a period of 16 minutes, while maintaining the internal temperature between -97°C and -101°C. The pale yellow-orange solution was stirred at about -98°C to -101°C for an additional 16 minutes.

Trimethylborate (16.0 mL, 140.9 mmol) in THF (24 mL) was dropwise added over 14.5 minutes, while maintaining the internal temperature between -96°C and -99°C. The mixture

was stirred for about 44 minutes at about -93°C to -101°C, and an additional 39 minutes at about -93°C to -72°C. HCl (3.0 N, 120 mL, 360 mmol) was added to the reaction (the solution exothermed to about -7°C) and was stirred for 20 minutes (-7°C to +6°C). The two layers were separated in a separatory funnel, and the aqueous phase was washed with toluene (3 x 120 mL) and t-butyl methyl ether (MTBE, 3 x 100 mL). The combined organic layer was washed with brine (4 x 100 mL), dried over Na₂SO₄, and concentrated on a rotary evaporator to a volume of about 100 mL containing the title compound of this Step iii (HPLC area percent = 97.7%).

Alternative preparation of the title compound of this Step iii:

A 500 mL 3-neck flask equipped with a stir bar was charged with the title compound of Step ii (20.0 g, 47.7 mmol) and purged with argon for 0.5 hr. Anhydrous THF (200 mL) was added via syringe and the flask was cooled to -78°C in an acetone/dry ice bath. Phenyl lithium (PhLi, 37.1 mL, 48.2 mmol, 1.3 M in cyclohexane-ether, titrated according to *J. Organomet. Chem.*, 186, 155 (1980), and determined to be 1.3 M) was added via an addition funnel over the course of 25 minutes. The rate of addition of PhLi was such that the internal temperature of the reaction mixture was maintained below -75°C. The resulting solution was stirred at -78°C for 15 minutes following which a solution of trimethylborate (10.8 mL, 95.4 mmol) in THF (5 mL) was cannulated dropwise into the reaction mixture over 15 minutes. The trimethylborate/THF solution was cooled in an ice-water bath prior to addition. The rate of addition was maintained such that the internal temperature of the reaction mixture did not go above -73°C. The reaction mixture was stirred at -78°C for 0.5 hr, and then quenched by the dropwise addition of a solution of acetic acid (15 mL) in THF (10 mL). The acidified solution was stirred at -78°C for 10 minutes following which the solution was warmed to 0°C. To this was

added dropwise, 1N HCl (25 mL). (1N HCl was prepared by diluting 42 ml of 12N HCl into 500 mL of water. The excess acid was added in order to ensure complete quenching. The HCl solution was pre-cooled in an ice/water bath prior to addition.) The reaction mixture was then allowed to warm to room temperature and extracted with t-butyl methyl ether (TBME, 4 X 250 mL). The organic layers were combined and extracted with 0.5N aqueous NaOH (4 X 25 mL). The aqueous layers were combined and back extracted with TBME (1 X 100 mL). The aqueous extract was cooled to 0°C and the pH adjusted to 2.0 (pH meter) by the dropwise addition of 6N HCl with rapid stirring. The acidified solution was extracted with TBME (4 X 250 mL), the organic layers pooled and dried over anhydrous MgSO₄. The suspension was filtered and the solution concentrated to give the boronic acid title compound of this Step iii as a pale brown oil (17.1 g, 93%, HPLC area percent = 88%).

HPLC Conditions: Column - YMC ODS-A, 6 x 250 mm; Monitored at 233 nm; Flow rate - 1.5 mL/min; Solvent A (%): H₂O/MeOH/H₃PO₄ 90:10:0.2; Solvent B (%): H₂O/MeOH/H₃PO₄ 10:90:0.2; Gradient: 40% B to 100% B, linear gradient over 10 minutes, 100% B for 5 minutes, 40% B for 4 minutes; Retention time for the title compound of this Step iii = 8.3 minutes.

iv. Pinacol Ester

The mixture from Step iii was diluted with toluene (170 mL) to bring the total volume to about 270 mL, and the flask was equipped with a Dean-Stark trap and magnetic stir bar. Pinacol (11.6 g, 98.2 mmol) was added and the resulting mixture was heated to reflux for about 1.25 hr. Water was drained from the Dean-Stark trap and the title pinacol ester of this Step iv was obtained in solution. (98% conversion, HPLC area percent = 93.6%)

Reverse phase HPLC Column: YMC-Pack ODS-A; 150 x 6 mm; S-5 mm, 120A and monitored @233 nm; Solvent: A = 90% water, 10%

methanol and 0.2% H₃PO₄; B = 10% water, 90% methanol and 0.1% H₃PO₄;

Flow rate: 100 mL per minute; Gradient; 40% B to 100% B in 10 minutes. Hold time: 5 minutes at 100% B. Step down to 40% B
5 and hold for 5 minutes. Retention Time for title product of this Step iv - 11.5 minutes.

Alternative preparation of the title compound of this Step iv:

10 The boronic acid obtained in the alternative method for preparation of the title compound of Step iii (17.1 g, 44.5 mmol) was dissolved in a solution of anhydrous toluene (425 mL) and pinacol (5.51 g, 46.7 mmol). The flask was placed in an oil bath and heated to 120°C for 2 hr (note: reaction was
15 complete in first 40 minutes) and water continuously removed by the use of a Dean-Stark trap (flask and trap covered in foil; mixture boiled rapidly in approximately 0.5 hr) and condensor. Analysis of an aliquot (worked up by repeated azeotroping with CDCl₃) by HPLC indicated complete conversion
20 of the boronic acid starting material to the title compound of this Step iv. The reaction mixture was cooled to room temperature and concentrated to afford the title compound of this Step iv as a toluene solution, HPLC area percent = 86%. A 100% yield was assumed for conversion of the boronic acid
25 to pinacol ester. Retention time of title compound of this Step iv = 12.4 minutes (using HPLC conditions described for boronic acid starting material).

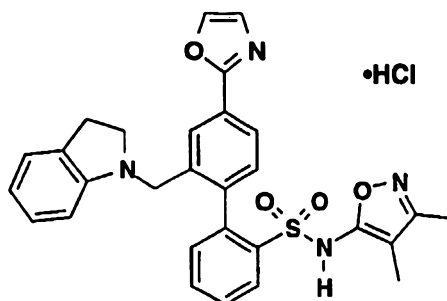
30 **D. N-(3,4-Dimethyl-5-isoxazolyl)-4'-(2-oxazolyl)-2'-(3-phenylpropoxy)[1,1'-biphenyl]-2-sulfonamide**

To a solution of the title compound of Step (C) (0.36 g, 0.58 mmol) in 12 mL of 95% EtOH, 12 mL of 6N aq. HCl was added and refluxed for 1 hr. The mixture was then diluted
35 with 100 mL of water and extracted with 3 x 50 mL of EtOAc. The combined organic extracts were then washed once with

water and dried and evaporated to provide 0.36 g of a colorless gum. The residue was purified by reverse phase preparative HPLC on a 30x500 mm ODS S10 column using 89% solvent B (90% MeOH, 10% H₂O, 0.1% TFA) and 11% solvent A (10% MeOH, 90% H₂O, 0.1% TFA). The appropriate fractions were collected and neutralized with aqueous sodium bicarbonate to pH 7 and concentrated to 10 mL. The solution was then acidified to pH 4 using aqueous sodium bisulfate and the white solid was filtered and dried to provide 0.181 g (59%) of the title compound of this Example as a white solid. m.p. 80-90°C.

Example 147

2'-[(2,3-Dihydro-1H-indol-1-yl)methyl]-N-(3,4-dimethyl-5-isoxazolyl)-4'-(2-oxazolyl)[1,1'-biphenyl]-2-sulfonamide, monohydrochloride



After briskly stirring a mixture of the title compound of Step (F) of Example 21 (42 mg; 0.10 mmol), indoline (34 µl; 0.30 mmol), AcOH (0.04 ml; 0.68 mmol) and 3Å molecular sieves (350 mg) in 1 ml of CH₂Cl₂ for 1 hour at room temperature, sodium triacetoxyborohydride (65 mg; 0.30 mmol) was added. After stirring 18 hours at room temperature, the reaction mixture was filtered through celite and the filtrate was diluted with CH₂Cl₂ (20 ml) and washed with water (20 ml). The organic layer was dried (MgSO₄) and concentrated. The residue was chromatographed on a 2.5 x 10 cm silica gel column using a stepwise gradient of 200 ml @ CH₂Cl₂ to 4%

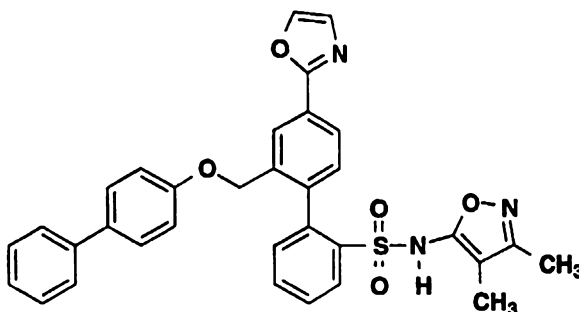
MeOH/CH₂Cl₂ in 1% increments. Concentration of the purest fractions gave material of insufficient purity. The material was subjected to preparative HPLC [Flow rate= 35 ml/min.; 30 x 500 mm s-10 ODS-120Å column, using an isocratic method (85% MeOH/H₂O + 0.1% TFA)]. The pure fractions were concentrated and dissolved in ~0.5 ml MeOH. 1N HCl (0.5 ml) was added, followed by 2.5 ml of water. The mixture was frozen and lyophilized to afford 43 mg (77%) of the title compound of this Example as an off-white solid. mp 130-140°C.

10

Example 148

2'--[([1,1'-Biphenyl]-4-yloxy)methyl]-N-(3,4-dimethyl-5-isoxazolyl)-4'-(2-oxazolyl)[1,1'-biphenyl]-2-sulfonamide

15



A. 2'--[([1,1'-Biphenyl]-4-yloxy)methyl]-N-(3,4-dimethyl-5-isoxazolyl)-N-[(2-methoxyethoxy)methyl]-4'-(2-oxazolyl)[1,1'-biphenyl]-2-sulfonamide

20

To the title compound of Step (B) of Example 57 (60 mg, 0.10 mmol) in 0.21 ml DMF, NaH (60% in mineral oil, 5 mg, 0.13 mmol) was added and stirred at room temperature for 20 min. To the mixture, 4-phenylphenol (20 mg, 0.11 mmol) was added and the reaction mixture was stirred at room temperature for 4 hrs. 10 ml H₂O was added and the mixture was extracted with 3x20 ml EtOAc. The combined organic extracts were washed with H₂O, brine, dried and concentrated to afford the title compound of this step as a gum.

30

B. 2'-[([1,1-Biphenyl]-4-yloxy)methyl]-N-(3,4-dimethyl-5-isoxazolyl)-4'-(2-oxazolyl)[1,1'-biphenyl]-2-sulfonamide

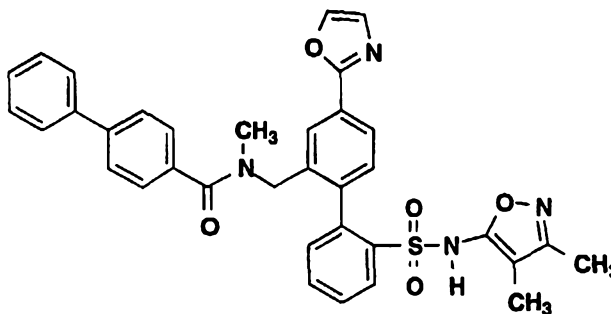
5 To a solution of the title compound of Step (A) in 3 ml of 95% EtOH, 3 ml 6N HCl was added. The reaction was refluxed for 1 h and 10 min and concentrated. The residue was neutralized to pH>8 with NaHCO₃, and was then acidified to pH 5 with aq. NaHSO₄, and extracted with 3X20 ml EtOAc. The
10 organic extracts were washed with brine, dried and concentrated. The residue was chromatographed on silica gel using 70:30:0.25 hexane/EtOAc/AcOH to furnish the title compound of this Example (45 mg, 75% for two steps) as a light yellow solid, m.p. 95-105°C (amorphous).

15

Example 149

N-[[2'-[[[(3,4-Dimethyl-5-isoxazolyl)amino]sulfonyl]-4-(2-oxazolyl)[1,1'-biphenyl]-2-yl]methyl]-N-methyl[1,1'-biphenyl]-4-carboxamide

20

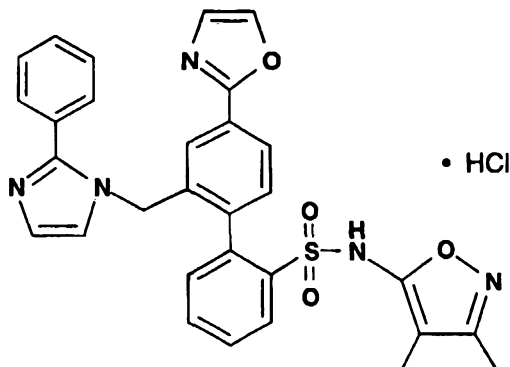


To the title compound of Step (A), Example 28 (23 mg, 0.053 mmol) and 4-biphenylcarbonyl chloride (11.4 mg, 0.053
25 mmol) in 0.53 ml CH₂Cl₂ at 0°C, triethylamine (10.6 mg, 0.11 mmol) was added. The reaction was stirred at room temperature overnight and concentrated. The residue was purified by preparative HPLC on an ODS S10 column using 20% solvent A (10% MeOH, 90% H₂O, 0.1% TFA) and 80% solvent B (90% MeOH,
30 10% H₂O, 0.1% TFA) to provide the title compound of this

Example (19 mg, 58%) as a white solid, m.p. 137-146°C (amorphous).

Example 150

5 **N-(3,4-Dimethyl-5-isoxazolyl)-4'-(2-oxazolyl)-2'-[(2-phenyl-1H-imidazol-1-yl)methyl][1,1'-biphenyl]-2-sulfonamide, monohydrochloride**



10

A. **N-(3,4-Dimethyl-5-isoxazolyl)-N-[(2-methoxyethoxy)methyl]-4'-(2-oxazolyl)-2'-[(2-phenyl-1H-imidazol-1-yl)methyl][1,1'-biphenyl]-2-sulfonamide**

15 A solution of 2-phenylimidazole (28.8 mg, 0.2 mmol) in 0.5 ml of dry THF was cooled to 0°C under an argon atmosphere and 60% sodium hydride (8 mg, 0.18 mmol) was added. A solution of the title compound of Step (B) of Example 57 (58 mg, 0.1 mmol) in 0.25 ml of THF was added and the mixture was
 20 stirred for 1 hr at 0°C and checked by TLC (silica, EtOAc:hexane 1:1) showing only starting material present. The reaction was warmed to room temperature and stirred for 1 hr (only starting material present). DMF (~2 drops) was added and the reaction was stirred overnight at ambient
 25 temperature. TLC showed no starting material present. The reaction was diluted with water and extracted with EtOAc (3 x 10 ml). The combined extract was washed with brine, dried over anhydrous Na₂SO₄ and evaporated yielding the crude product as a colorless oil. Purification on a Merck silica

column eluting with EtOAc yielded 56 mg (86%) of the title compound of this step as a colorless solid.

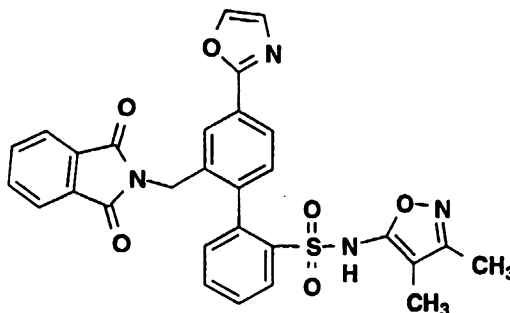
5 B. N-(3,4-Dimethyl-5-isoxazolyl)-4'-(2-oxazolyl)-2'-[(2-phenyl-1H-imidazol-1-yl)methyl][1,1'-biphenyl]-2-sulfonamide, monohydrochloride

 A solution of the title compound of Step (A) (90 mg, 0.14 mmol) in 1.5 ml of 6 N HCl and 1.5 ml of ethanol was
10 heated at 90°C for 3 hrs. The reaction was evaporated to dryness and the residue was partitioned with sat. sodium bicarbonate solution and EtOAc. The EtOAc layer was washed with brine, dried over anhy. Na₂SO₄ and evaporated to yield the crude mixture as a colorless oil. The crude material was
15 chromatographed on a Merck silica column eluting with 5% MeOH / CH₂Cl₂ yielding a three component mixture. The mixture was purified by prep. HPLC using a 30 x 500 mm S-10 ODS-120 column with a flow rate of 35 ml/min. A stepwise gradient from 42 to 52% in 2% increments at 5 min intervals was used
20 with a solvent system of MeOH / water + 0.1% TFA. The fractions containing pure product were combined and evaporated to dryness yielding 22 mg of pure product as the TFA salt (24%). The TFA salt was dissolved in 0.5 ml of MeOH and 1 ml of 1 N HCl was added and the mixture was evaporated
25 to dryness yielding the HCl salt as a colorless solid. The material was lyophilized from dioxane/water yielding 14 mg (17%) of the title compound of this Example as a white solid, m.p. 160 - 168°C.

30

Example 151

2'-[(1,3-Dihydro-1,3-dioxo-2H-isoindol-2-yl)methyl]-N-(3,4-dimethyl-5-isoxazolyl)-4'-(2-oxazolyl)[1,1'-biphenyl]-2-sulfonamide



A. 2'-[(1,3-Dihydro-1,3-dioxo-2H-isoindol-2-yl)methyl]-N-(3,4-dimethyl-5-isoxazolyl)-N-[(2-methoxyethoxy)methyl]-4'-(2-oxazolyl)[1,1'-biphenyl]-2-sulfonamide

To a solution of the title compound of Step (B) of Example 57 (0.08 g, 0.14 mmol) in 1 mL DMF, potassium phthalimide (0.031 g, 0.166 mmol) was added and the mixture was stirred at room temperature for 12 hr. The mixture was then added to 25 mL water and the solution was extracted with 2x25 mL EtOAc. The combined organic extracts were washed with water and dried and evaporated. The residue thus obtained was chromatographed on 20 g of silica gel using 2:1 hexane:EtOAc to afford 0.051 g (57%) of the title compound of this step as a colorless gum.

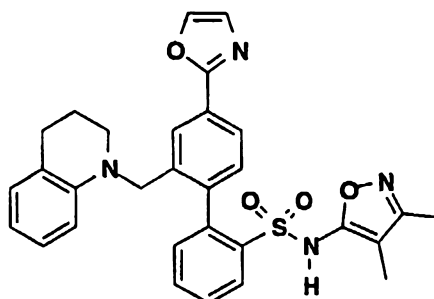
B. 2'-[(1,3-Dihydro-1,3-dioxo-2H-isoindol-2-yl)methyl]-N-(3,4-dimethyl-5-isoxazolyl)-4'-(2-oxazolyl)[1,1'-biphenyl]-2-sulfonamide

To a solution of the title compound of Step (A) (0.05 g, 0.087 mmol) in 10 mL of CH₂Cl₂, chlorotrimethylsilane (0.019 g, 0.17 mmol) and sodium iodide (0.026 g, 0.17 mmol) were added the mixture stirred at room temperature for 2 hr. Additional portions of chlorotrimethylsilane (0.019 g, 0.17 mmol) and sodium iodide (0.026 g, 0.17 mmol) were added and the mixture stirred for an additional 1 hr. The mixture was diluted with 15 mL of water and extracted with 3 x 15 mL of CH₂Cl₂. The combined organic extracts were then washed once

with water and dried and evaporated. The residue was purified by reverse phase preparative HPLC on a 30x500 mm ODS S10 column using 75% solvent B (90% MeOH, 10% H₂O, 0.1% TFA) and 25% solvent A (10% MeOH, 90% H₂O, 0.1% TFA). The appropriate
5 fractions were collected and neutralized with aqueous sodium bicarbonate to pH 7 and concentrated to 10 mL. The solution was then acidified to pH 4 using aqueous sodium bisulfate and the white solid was filtered and dried to provide 0.026 g (54%) of the title compound of this Example as a white solid.
10 m.p 120-130°C.

Example 152

N-(3,4-Dimethyl-5-isoxazolyl)-4'-(2-oxazolyl)-
2'[(1,2,3,4-tetrahydro-1-quinolinyl)methyl][1,1'-
15 **biphenyl]-2-sulfonamide**

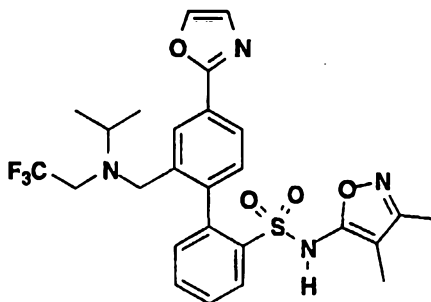


After briskly stirring a mixture of the title compound
20 of Step (F) of Example 21 (43 mg; 0.10 mmol), tetrahydroquinoline (38 µl; 0.30 mmol), AcOH (0.04 ml; 0.68 mmol) and 3Å molecular sieves (400 mg) in 1 ml of CH₂Cl₂ for 1 hour at room temperature, sodium triacetoxyborohydride (64 mg; 0.30 mmol) was added. After stirring 18 hours at room
25 temperature, the reaction mixture was filtered through celite and the filtrate was diluted with CH₂Cl₂ (20 ml) and washed with water (20 ml). The organic layer was dried (MgSO₄) and concentrated. The residue was chromatographed on a 2.5 x 12 cm silica gel column using 1000 ml of EtOAc:Hex, 1:1 and 500
30 ml of EtOAc as the mobile phase. Concentration of the purest

fractions afforded 48 mg (89%) of the title compound of this Example as a white solid. mp 98-108°C.

Example 153

5 **N-(3,4-Dimethyl-5-isoxazolyl)-2'-[[[(1-methylethyl)(2,2,2-trifluoroethyl)amino]methyl]-4'-(2-oxazolyl)[1,1'-biphenyl]-2-sulfonamide**



10

A. 2,2,2-Trifluoro-N-(1-methylethyl)ethanamine, hydrochloride

After briskly stirring a mixture of acetone (1.10 ml; 15 mmol), 2,2,2-trifluoroethylamine hydrochloride (1 g; 7.4 mmol), AcOH (2 ml) and 3Å molecular sieves (5 g) in 30 ml of CH₂Cl₂ for 2 hour at room temperature, sodium triacetoxymethylborohydride (3.20 g; 15 mmol) was added. After stirring 18 hours at room temperature, the reaction mixture was filtered through celite and 5 ml of ethereal HCl were added. After removing the volatiles in vacuo the residue was partitioned between ether (100 ml) and 1N NaOH (100 ml). The organic layer was washed with brine (50 ml), dried (MgSO₄) and filtered. Ethereal HCl (5 ml) was added and the volatiles were removed in vacuo to afford 855 mg (65%) of the title compound of this step as a white powder. mp (melting point) = 80-90°C.

B. N-(3,4-Dimethyl-5-isoxazolyl)-2'-[[[(1-methylethyl)(2,2,2-

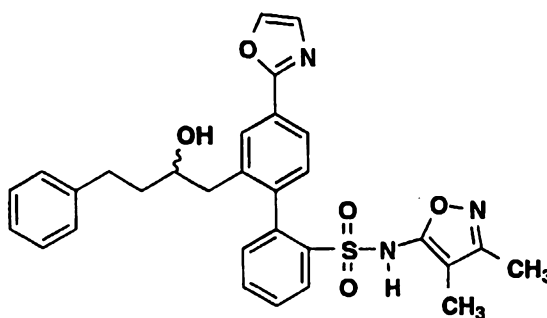
trifluoroethyl)amino]methyl]-4'-(2-oxazolyl)[1,1'-biphenyl]-2-sulfonamide

After briskly stirring a mixture of the title compound of Step (A) (53 mg; 0.30 mmol), the title compound of Step (F) of Example 21 (43 mg; 0.10 mmol), AcOH (0.04 ml; 0.68 mmol) and 3Å molecular sieves (400 mg) in 1 ml of CH₂Cl₂ for 1 hour at room temperature, sodium triacetoxyborohydride (64 mg; 0.30 mmol) was added. After stirring 18 hours at room temperature, the reaction mixture was filtered through celite and the filtrate was diluted with CH₂Cl₂ (20 ml) and washed with water (20 ml). The organic layer was dried (MgSO₄) and concentrated. The residue was chromatographed on a 2.5 x 15 cm silica gel column using EtOAc:Hex, 1:1 as the mobile phase. Concentration of the purest fractions afforded a gum that was dissolved in 0.5 ml of MeOH. Water (2.5 ml) was added and the mixture was frozen and lyophilized to afford 20 mg (37%) of the title compound of this Example as a white solid. mp 80-90°C.

20

Example 154

N-(3,4-Dimethyl-5-isoxazolyl)-2'-(2-hydroxy-4-phenylbutyl)-4'-(2-oxazolyl)[1,1'-biphenyl]-2-sulfonamide, Isomer A



25

Isomer A, contains 7.7% isomer B

A. (+,-)-N-(3,4-Dimethyl-5-isoxazolyl)-2'-(2-hydroxy-4-phenylbutyl)-N-[(2-methoxyethoxy)methyl]-4'-(2-oxazolyl)[1,1'-biphenyl]-2-sulfonamide

5 To magnesium (267 mg, 11 mmol) in 10 ml Et₂O, a catalytic amount of iodine was added. About 1/5 volume of a solution of (2-bromoethyl)benzene (1.85 g, 10 mmol) in 5 ml Et₂O was added. As soon as the reaction was initiated, the remainder of the bromide in Et₂O was added gradually at such
10 a rate that a gentle reflux was maintained. The reaction was refluxed for additional 1 hr and cooled to room temperature.

To the title compound of Step (B) of Example 49 (131 mg, 0.25 mmol) in 2.5 ml THF at -40°C, 0.37 ml of the Grignard reagent was added dropwise. The reaction was warmed
15 to room temperature slowly and stirred at room temperature for 0.5 hr. The reaction was quenched with ice and sat. NH₄Cl water solution, extracted with EtOAc. The extracts were washed with brine, dried and concentrated. The residue was chromatographed on silica gel using 1:1.3 hexane/EtOAc to
20 afford the title compound of this step as a gum.

B. N-(3,4-Dimethyl-5-isoxazolyl)-2'-(2-hydroxy-4-phenylbutyl)-4'-(2-oxazolyl)[1,1'-biphenyl]-2-sulfonamide,
25 Isomer A

To a solution of the title compound of Step (A) in 5 ml of CH₃CN, Me₃SiCl (163 mg, 1.50 mmol) was added and followed by NaI (225 mg, 1.50 mmol). The mixture was stirred at room temperature for 30 min. Additional Me₃SiCl (81 mg, 0.75 mmol)
30 and NaI (112 mg, 0.75 mmol) were added and the reaction was stirred for additional 1.5 hr. The reaction mixture was then added to 3 ml H₂O and 30 ml EtOAc. The organic layer was separated and washed with saturated aqueous Na₂S₂O₃, brine, dried and concentrated. The residue was purified by
35 preparative HPLC on an ODS S10 column using 34% solvent A (10% MeOH, 90% H₂O, 0.1% TFA) and 66% solvent B (90% MeOH,

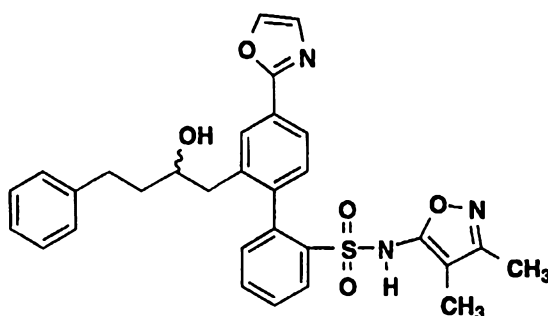
10% H₂O, 0.1% TFA) to provide a mixture of two isomers which was chromatographed on silica gel using 70:30:0.5 hexane/EtOAc/AcOH to afford isomer A of the title compound of this Example (23 mg) as a white solid, m.p. 92-102°C

5 (amorphous).

Example 155

N-(3,4-Dimethyl-5-isoxazolyl)-2'-(2-hydroxy-4-phenylbutyl)-4'-(2-oxazolyl)[1,1'-biphenyl]-2-sulfonamide, Isomer B

10



Isomer B, contains 22.0% isomer A

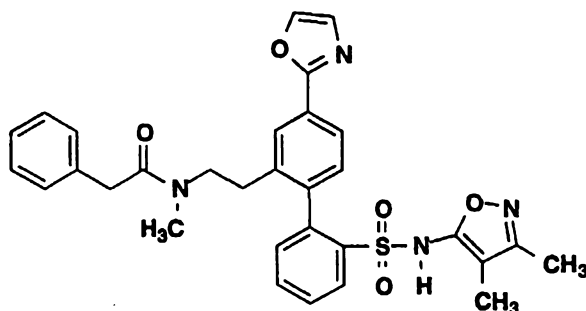
The silica gel chromatography of Example 154 further yielded isomer B of the title compound of this Example (14 mg) as a white solid, m.p. 90-99°C (amorphous).

15

Example 156

N-[[2'-[[[(3,4-Dimethyl-5-isoxazolyl)amino]sulfonyl]-4-(2-oxazolyl)[1,1'-biphenyl]-2-yl]ethyl]-N-methylbenzeneacetamide

20



A. N-(3,4-Dimethyl-5-isoxazolyl)-N-[(2-methoxyethoxy)methyl]-2'-[2-(methylamino)ethyl]-4'-(2-oxazolyl)[1,1'-biphenyl]-2-sulfonamide

To the title compound of Step (B) of Example 49 (96 mg, 0.18 mmol) and 3A molecular sieves in 2.5 ml MeOH at 0°C, acetic acid (22 mg, 0.37 mmol), MeNH₂ (8.03 M in EtOH, 0.045 ml, 0.37 mmol) were added followed by NaBH₃CN (23 mg, 0.37 mmol). The mixture was stirred at room temperature for 2 hr, diluted with 25 ml EtOAc, washed with H₂O, brine, dried and concentrated. The residue was chromatographed on silica gel using 100:4:0.5 CH₂Cl₂/MeOH/NH₄OH to give the title compound of this step (29 mg, 12.5%) as a gum.

B. N-[2-[2'-[(3,4-Dimethyl-5-isoxazolyl)(2-methoxyethoxy)methyl]amino]sulfonyl]-4-(2-oxazolyl)[1,1'-biphenyl]-2-ylethyl]-N-methylbenzeneacetamide

To phenylacetic acid (7.9 mg, 0.058 mmol) and 0.003 ml DMF in 1 ml CH₂Cl₂, oxalyl chloride (2 M in CH₂Cl₂, 0.073 ml, 0.15 mmol) was added. The mixture was stirred at room temperature for 1.5 hr and concentrated. The residue was dissolved in 0.5 ml CH₂Cl₂ and cooled to 0°C. A solution of the title compound of Step (A) (29 mg, 0.053 mmol) in 0.5 ml CH₂Cl₂ was added and followed by Et₃N (16 mg, 0.16 mmol). The reaction was stirred at room temperature for 2 hr and concentrated to give the title compound of this step.

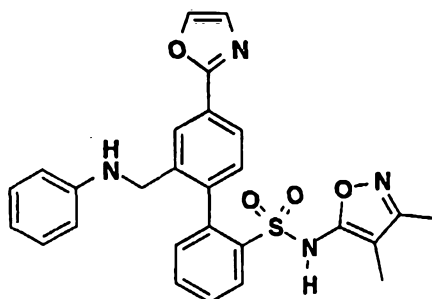
C. N-[[2'-[(3,4-Dimethyl-5-isoxazolyl)amino]sulfonyl]-4-(2-oxazolyl)[1,1'-biphenyl]-2-ylethyl]-N-methylbenzeneacetamide

To a solution of the title compound of Step (B) in 1.5 ml of CH₃CN, Me₃SiCl (34 mg, 0.32 mmol) was added and followed by NaI (48 mg, 0.32 mmol). The mixture was stirred

at room temperature for 0.5 hr. Additional Me₃SiCl (46 mg, 0.42 mmol) and NaI (63 mg, 0.42 mmol) were added in three portions and the reaction mixture was stirred for additional 1 hr and 45 min. The mixture was then added to 2 ml H₂O and 20 ml EtOAc. The organic layer was washed with 1 ml sat. Na₂S₂O₃, brine, dried and concentrated. The residue was purified by preparative HPLC on an ODS S10 column using 30% solvent A (10% MeOH, 90% H₂O, 0.1% TFA) and 70% solvent B (90% MeOH, 10% H₂O, 0.1% TFA) to provide the title compound of this Example (7 mg, 23% for two steps) as a white solid, m.p. 98-106°C (amorphous).

Example 157

N-(3,4-Dimethyl-5-isoxazolyl)-2'-
[(phenylamino)methyl]-4'-(2-oxazolyl)[1,1'-biphenyl]-
2-sulfonamide



After briskly stirring a mixture of the title compound of Step (F) of Example 21 (42 mg; 0.10 mmol), aniline (0.027 ml; 0.30 mmol), AcOH (0.04 ml; 0.68 mmol) and 3Å molecular sieves (400 mg) in 1 ml of CH₂Cl₂ for 1 hour at room temperature, sodium triacetoxyborohydride (65 mg; 0.30 mmol) was added. After stirring 18 hours at room temperature, the reaction mixture was filtered through a celite and the filtrate was diluted with CH₂Cl₂ (20 ml) and washed with water (20 ml). The organic layer was dried (MgSO₄) and concentrated. The residue was chromatographed on a 2.5 x 15 cm silica gel column using 1L EtOAc:Hex, 1:1 and 500 ml

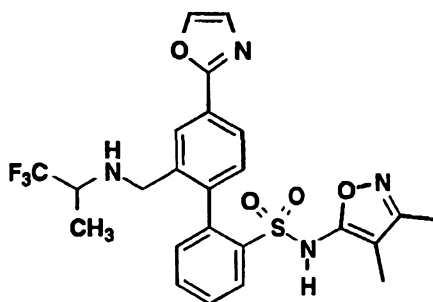
EtOAc:hex, 3:1 as the mobile phase. Concentration of the pure fractions afforded 35 mg (70%) of the title compound of this Example as a white powder. mp 95-97°C.; Rf= 0.32, EtOAc.

5

Example 158

N-(3,4-Dimethyl-5-isoxazolyl)-4'-(2-oxazolyl)-2'-[[[1-(trifluoromethyl)ethyl]amino]methyl]-[1,1'-biphenyl]-2-sulfonamide

10



1:1 mixture of diastereomers

A. N-(2,2,2-Trifluoro-1-methylethyl)benzenemethanamine

15

After briskly stirring a mixture of 1,1,1-trifluoroacetone (1.0 ml; 11.2 mmol), benzylamine (1.1 ml; 10 mmol), AcOH (2 ml) and 3Å molecular sieves (5 g) in 30 ml of CH₂Cl₂ for 2 hour at room temperature, sodium triacetoxymethylborohydride (4.25 g; 20 mmol) was added. After stirring 48 hours at room temperature, the reaction mixture was filtered through celite. After removing the volatiles in vacuo the residue was partitioned between ether (100 ml) and 1N NaOH (100 ml). The organic layer was washed with brine (50 ml), dried (MgSO₄) and filtered through a 5 x 5 cm pad of silica gel. The pad was rinsed with ether and the filtrate was concentrated to afford 2.0 g (99%) of the title compound of this step as a colorless liquid.

20

25

¹H NMR (CDCl₃): δ 1.25 (d, J= 7 Hz, 3H), 3.18 (m, 1H), 3.88 (d, J= 13.5 Hz, 1H), 3.94 (d, J= 13.5 Hz, 1H), 7.27 (m, 1H), 7.33 (m, 4H).

5 ¹³C NMR (CDCl₃): δ 16.0, 55.3 (q, J_{C-F3}= 29.3 Hz), 67.1, 128.3 (q, J_{C-F}= 283.2 Hz), 128.5, 129.3, 129.8, 140.9.

B. 2,2,2-Trifluoro-1-methylethanamine

A mixture of the title compound of Step (A) (2 g; 9.84 mmol) and 6N HCl (3.3 ml) in 95 ml of MeOH was hydrogenated at 1 atmosphere and at room temperature over 400 mg 20% Pd(OH)₂/C for 20 hr. After filtering the reaction mixture through a 0.45 micron nylon-66 filter, the filtrate was concentrated and coevaporated from MeOH several times. Trituration with ether afforded 885 mg (60%) of the title compound of this step as a white powder.

¹H NMR (CD₃OD): δ 1.51 (d, J= 6.5 Hz, 3H), 4.22 (m, 1H).

20 **C. N-(3,4-Dimethyl-5-isoxazolyl)-4'-(2-oxazolyl)-2'-[[[1-(trifluoromethyl)ethyl]amino]-methyl]-[1,1'-biphenyl]-2-sulfonamide**

After briskly stirring a mixture of the title compound of Step (B) (45 mg; 0.30 mmol), the title compound of Step (F) of Example 49 (38 mg; 0.09 mmol), AcOH (0.04 ml; 0.68 mmol) and 3Å molecular sieves (400 mg) in 1 ml of CH₂Cl₂ for 1 hour at room temperature, sodium triacetoxyborohydride (64 mg; 0.30 mmol) was added. After stirring 18 hours at room temperature, the reaction mixture was filtered through celite and the filtrate was diluted with CH₂Cl₂ (20 ml) and washed with water (20 ml). The organic layer was dried (MgSO₄) and concentrated. The residue was chromatographed on a 2.5 x 15 cm silica gel column using 1000 ml EtOAc:Hex, 1:1 and 500 ml EtOAc as the mobile phase. Concentration of the purest fractions afforded a gum that was dissolved in 0.5 ml of MeOH. Water (2.5 ml) was added and the mixture was frozen

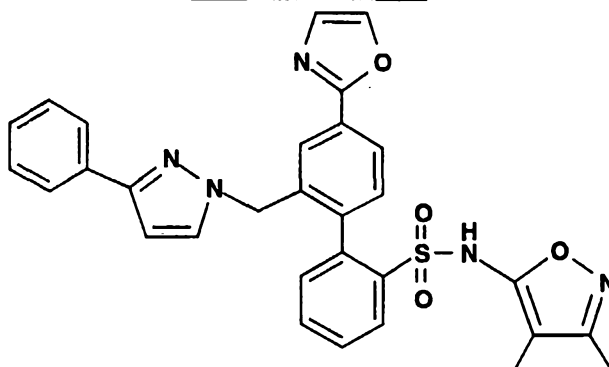
and lyophilized to afford 37 mg (79%) of the title compound of this Example as a white solid. mp 60-70 °C.; Rf= 0.24, EtOAc.

(Exists as a 1:1 mixture of diastereomers.)

5

Example 159

N-(3,4-Dimethyl-5-isoxazolyl)-4'-(2-oxazolyl)-2'-[(3-phenyl-1H-pyrazol-1-yl)methyl][1,1'-biphenyl]-2-sulfonamide



10

A. N-(3,4-Dimethyl-5-isoxazolyl)-N-[(2-methoxyethoxy)methyl]-4'-(2-oxazolyl)-2'-[(3-phenyl-1H-pyrazol-1-yl)methyl][1,1'-biphenyl]-2-sulfonamide

15 A solution of 3-phenylpyrazole (38.2 mg, 0.265 mmol; see Takahashi et.al., *Synthesis*, 690-691, 1985) in 2.5 ml of THF was cooled to 0°C under an argon atmosphere and 60% sodium hydride (10.6 mg, 0.265 mmol) was added. After stirring at 0°C for 0.5 hr the title compound of Step (B) of

20 Example 57 (153 mg, mmol) was added followed by the addition of 0.5 ml of dry DMF. The reaction was allowed to warm to room temperature and stir overnight. The reaction was diluted with water and extracted with ethyl acetate. The ethyl acetate extract was washed with brine and dried over

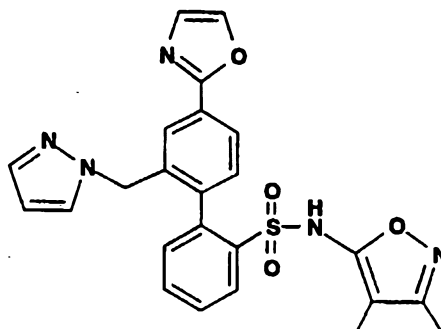
25 anhydrous sodium sulfate. The crude product was purified by column chromatography on silica eluting with ethyl acetate/hexane yielding 115 mg (68%) of the MEM protected intermediate title compound of this step as a colorless solid.

B. N-(3,4-Dimethyl-5-isoxazolyl)-4'-(2-oxazolyl)-2'-[(3-phenyl-1H-pyrazol-1-yl)methyl][1,1'-biphenyl]-2-sulfonamide

A solution of the title compound of Step (A) (110 mg, 0.172 mmol) in 0.4 ml of ethanol and 0.4 ml of 6 N HCl was heated at reflux 90°C for 2.5 hrs. The reaction was concentrated to dryness, dissolved in ethyl acetate, washed with sodium bicarbonate, water, brine and dried over sodium sulfate. The crude product was purified on a Merck silica column eluting with methanol/methylene chloride yielding 50 mg of product as a colorless oil. The oily residue was lyophilized from dioxane to yield 48 mg (51%) of the title compound of this Example as a colorless solid, m.p. 164-168°C.

Example 160

N-(3,4-Dimethyl-5-isoxazolyl)-4'-(2-oxazolyl)-2'-(1H-pyrazol-1-ylmethyl)[1,1'-biphenyl]-2-sulfonamide



A. N-(3,4-Dimethyl-5-isoxazolyl)-N-[(2-methoxyethoxy)methyl]-4'-(2-oxazolyl)-2'-(1H-pyrazol-1-ylmethyl)[1,1'-biphenyl]-2-sulfonamide

A solution of pyrazole (22.3 mg, 0.34 mmol) in 2.5 ml of THF was cooled to 0°C under an argon atmosphere and 60% sodium hydride (12 mg, 0.34 mmol) was added. After stirring at 0°C for 0.5 hr the title compound of Step (B) of Example 57 (130 mg, 0.225 mmol) was added followed by the addition of 0.5 ml of dry DMF. The reaction was allowed to warm to room temperature and stir overnight. The reaction was diluted with water and extracted with ethyl acetate. The ethyl

acetate extract was washed with brine and dried over anhy. sodium sulfate. The crude product was purified by column chromatography on silica eluting with methanol/methylene chloride yielding 118 mg (92%) of the MEM protected

5 intermediate title compound of this step as a colorless solid.

B. N-(3,4-Dimethyl-5-isoxazolyl)-4'-(2-oxazolyl)-2'-(1H-pyrazol-1-ylmethyl)[1,1'-biphenyl]-2-sulfonamide

10

A solution of the title compound of Step (A) (110 mg, 0.172 mmol) in 1.5 ml of ethanol and 1.5 ml of 6 N HCl was heated at reflux 90°C for 2.5 hrs. The reaction was concentrated to dryness, dissolved in ethyl acetate, washed with sodium bicarbonate, water, brine and dried over sodium sulfate. The crude product was purified on a Merck silica column eluting with methanol/methylene chloride yielding 40 mg of product as a colorless oil. The oily residue was lyophilized from dioxane to yield 38 mg (56%) of the title compound of this Example as a colorless solid, m.p. 140-146°C.

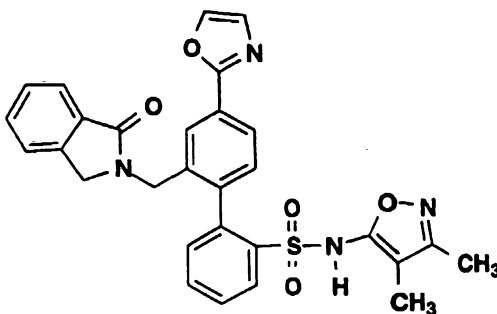
15

20

Example 161

2'-[(1,3-Dihydro-1-oxo-2H-isoindol-2-yl)methyl]-N-(3,4-dimethyl-5-isoxazolyl)-4'-(2-oxazolyl)[1,1'-biphenyl]-2-sulfonamide

25



A. 2'-[(1,3-Dihydro-1-oxo-2H-isoindol-2-yl)methyl]-N-(3,4-dimethyl-5-isoxazolyl)-N-[(2-methoxyethoxy)methyl]-4'-(2-oxazolyl)[1,1'-biphenyl]-2-sulfonamide

5 To 2,3-dihydro-1H-isoindol-1-one (32 mg, 0.24 mmol, prepared as described in J. Chem. Soc. Perkin Trans I, 2251 (1989)) in 0.4 ml DMF, sodium hydride (60% in mineral oil, 10.4 mg, 0.26 mmol) was added and stirred at room temperature for 20 min. The title compound of Step (B) of Example 57 (115
10 mg, 0.2 mmol) was added and the mixture was stirred at room temperature overnight. 10 ml H₂O was added to the mixture and filtered. The residue was dissolved in 25 ml EtOAc, washed with H₂O, brine, dried and concentrated to afford the title compound of this step as a gum.

15

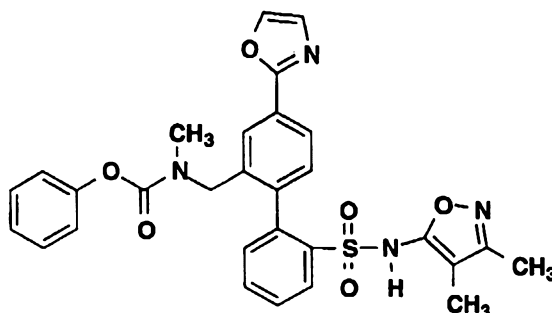
B. 2'-[(1,3-Dihydro-1-oxo-2H-isoindol-2-yl)methyl]-N-(3,4-dimethyl-5-isoxazolyl)-4'-(2-oxazolyl)[1,1'-biphenyl]-2-sulfonamide

20 To a solution of the title compound of Step (A) in 4 ml of CH₃CN, Me₃SiCl (174 mg, 1.6 mmol) was added and followed by NaI (240 mg, 1.6 mmol). The mixture was stirred at room temperature for 20 min. Additional Me₃SiCl (74 mg, 1.6mmol) and NaI (240 mg, 1.6 mmol) were added in four
25 portions and the reaction was stirred for additional 1 hr and 10 min. The reaction mixture was then added to 3 ml H₂O and 30 ml EtOAc. The organic layer was separated and washed with 1 ml saturated aqueous Na₂S₂O₃, brine, dried and concentrated. The residue was purified by preparative HPLC on
30 an ODS S10 column using 30% solvent A (10% MeOH, 90% H₂O, 0.1% TFA) and 70% solvent B (90% MeOH, 10% H₂O, 0.1% TFA) to provide the title compound of this Example (43 mg, 40% for two steps) as a white solid, m.p. 135-142°C (amorphous).

Example 162

[[2'-[[[(3,4-Dimethyl-5-isoxazolyl)amino]sulfonyl]-4-(2-oxazolyl)][1,1'-biphenyl]-2-yl]methyl]methylcarbamic acid, phenyl ester

5



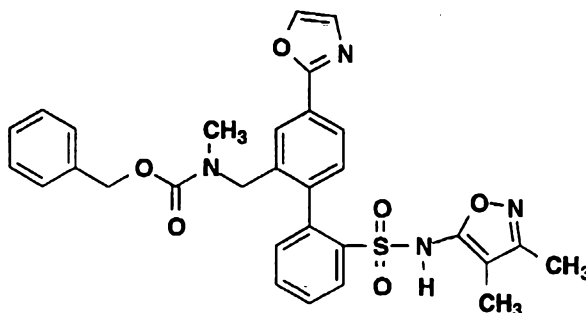
To a solution of 2'-[(methylamino)methyl]-N-(3,4-dimethyl-5-isoxazolyl)-4'-(2-oxazolyl)[1,1'-biphenyl]-2-sulfonamide (80 mg, 0.18 mmol, prepared as described in Step (A) of Example 28) in 1.8 ml of CH₂Cl₂, phenyl chloroformate (29 mg, 0.18 mmol) was added and followed by Et₃N (37 mg, 0.36 mmol). The mixture was stirred at room temperature for 1.5 hr and concentrated. The residue was purified by preparative HPLC on an ODS S10 column using 18% solvent A (10% MeOH, 90% H₂O, 0.1% TFA) and 82% solvent B (90% MeOH, 10% H₂O, 0.1% TFA) to provide the title compound of this Example (75 mg, 74%) as a white solid, m.p. 112-120°C (amorphous).

20

Example 163

[[2'-[[[(3,4-Dimethyl-5-isoxazolyl)amino]sulfonyl]-4-(2-oxazolyl)][1,1'-biphenyl]-2-yl]methyl]methylcarbamic acid, phenylmethyl ester

25



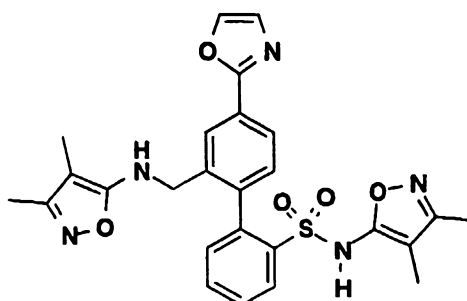
To a solution of 2'-[(methylamino)methyl]-N-(3,4-dimethyl-5-isoxazolyl)-4'-(2-oxazolyl)[1,1'-biphenyl]-2-sulfonamide (80 mg, 0.18 mmol, prepared as described in Step (A) of Example 28) in 1.8 ml of CH₂Cl₂, benzyl chloroformate (31 mg, 0.18 mmol) was added and followed by Et₃N (37 mg, 0.36 mmol). The mixture was stirred at room temperature for 1.5 hr and concentrated. The residue was purified by preparative HPLC on an ODS S10 column using 21% solvent A (10% MeOH, 90% H₂O, 0.1% TFA) and 79% solvent B (90% MeOH, 10% H₂O, 0.1% TFA) to provide the title compound of this Example (60 mg, 58%) as a white solid, m.p. 105-113°C (amorphous).

15

Example 164

N-(3,4-Dimethyl-5-isoxazolyl)-2'--[(3,4-dimethyl-5-isoxazolyl)aminomethyl]-4'-(2-oxazolyl)[1,1'-biphenyl]-2-sulfonamide

20

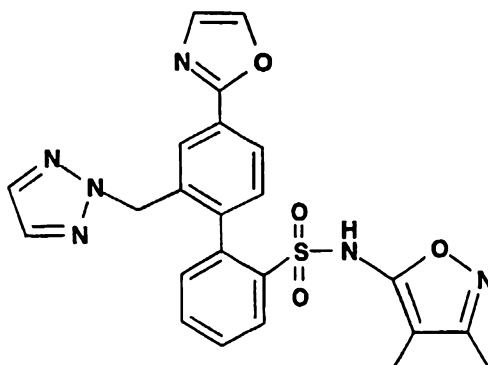


After briskly stirring a mixture of the title compound of Step (F) of Example 21 (126 mg; 0.30 mmol) and 5-amino-

3,4-dimethylisoxazole (102 mg; 0.90 mmol) in 3 ml of MeOH for 18 hours at room temperature, sodium cyanoborohydride (60 mg; 0.90 mmol) was added. (Note: Initially, the reaction mixture was homogeneous. After 18 hr, the reaction mixture was a thick suspension.) After stirring 4 hours at room temperature, the reaction mixture was diluted with CH₂Cl₂ (6 ml) and ~1/3 of the resulting solution was loaded onto an SAX cartridge (3 ml) that was pretreated as follows: 1M NaOAc (2 x 10 ml); water (4 x 10 ml); MeOH (2 x 10 ml); and CH₂Cl₂ (2 x 10 ml). The cartridge was eluted with CH₂Cl₂ (2 x 10 ml), followed by CH₂Cl₂:MeOH:TFA, 50:50:3 (2 x 10 ml). This cartridge filtration was repeated on the remainder of the material. The product-containing fractions were concentrated to give a residue that was further purified by preparative HPLC (Flow rate= 35 ml/min.; 30 x 500 mm s-10 ODS-120Å column, using an stepwise gradient of 53% MeOH/H₂O + 0.1% TFA to 63% MeOH/H₂O + 0.1% TFA in 2% increments at 5 minute intervals). Concentration of the pure fractions gave a residue that was dissolved in ~0.5 ml of MeOH. Water (2.5 ml) was added and the mixture was frozen and lyophilized to afford 64 mg (41%) of the title compound of this Example as a white powder. mp 95-111°C.

Example 165

N-(3,4-Dimethyl-5-isoxazolyl)-4'-(2-oxazolyl)-2'-(2H-1,2,3-triazol-2-ylmethyl)[1,1'-biphenyl]-2-sulfonamide



A. N-(3,4-Dimethyl-5-isoxazolyl)-N-[(2-methoxyethoxy)methyl]-4'-(2-oxazolyl)-2'-(2H-1,2,3-triazol-2-ylmethyl)[1,1'-biphenyl]-2-sulfonamide

5

and

N-(3,4-Dimethyl-5-isoxazolyl)-N-[(2-methoxyethoxy)methyl]-4'-(2-oxazolyl)-2'-(1H-1,2,3-triazol-1-ylmethyl)[1,1'-biphenyl]-2-sulfonamide

10

A solution of 1,2,3-triazole (27 mg, 0.39 mmol) in 2.5 ml of THF was cooled to 0°C under an argon atmosphere and 60% sodium hydride (15.6 mg, 0.39 mmol) was added. After stirring at 0°C for 0.5 hr, the title compound of Step (B) of Example 57 (150 mg, 0.26 mmol) was added followed by the addition of 0.5 ml of dry DMF. The reaction was allowed to warm to room temperature and stir overnight. The reaction was diluted with water and extracted with ethyl acetate. The ethyl acetate extract was washed with brine and dried over anhydrous sodium sulfate. The crude product was purified by column chromatography on silica eluting with ethyl acetate/hexane (1:1) yielding 42 mg (29%) of the MEM protected intermediate 2-triazole isomer and 98 mg (67%) of the MEM protected intermediate 1-triazole isomer title compounds of this step as colorless solids.

25

B. N-(3,4-Dimethyl-5-isoxazolyl)-4'-(2-oxazolyl)-2'-(2H-1,2,3-triazol-2-ylmethyl)[1,1'-biphenyl]-2-sulfonamide

A solution of the MEM protected intermediate 2-triazole isomer of Step (A) (42 mg, 0.075 mmol) in 0.5 ml of ethanol and 0.5 ml of 6 N HCl was heated at reflux 90°C for 2.5 hrs. The reaction was concentrated to dryness, dissolved in ethyl acetate, washed with sodium bicarbonate, water, brine and dried over sodium sulfate. The crude product was purified on a Merck silica column eluting with methanol/methylene chloride yielding 26 mg of product as a

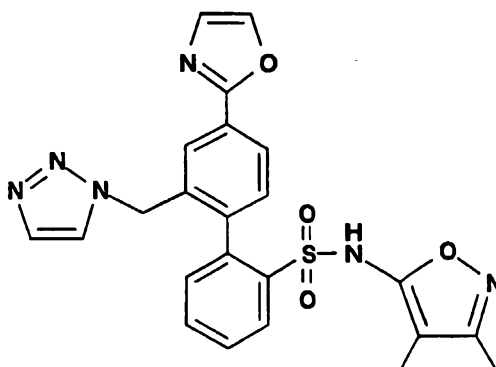
35

colorless oil. The oily residue was lyophilized from dioxane to yield 24 mg (67%) of the title compound of this Example as a colorless solid, m.p. 162-168°C.

5

Example 166

N-(3,4-Dimethyl-5-isoxazolyl)-4'-(2-oxazolyl)-2'-(1H-1,2,3-triazol-1-ylmethyl)[1,1'-biphenyl]-2-sulfonamide



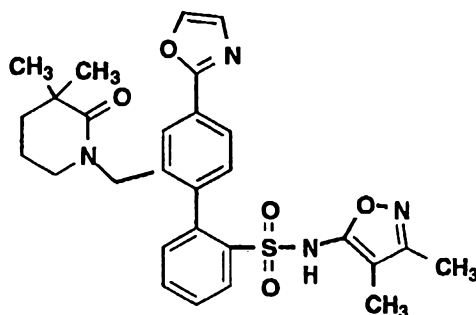
10

A solution of the MEM protected intermediate 1-triazole isomer of Step (A) of Example 165 (98 mg, 0.174 mmol) in 1.0 ml of ethanol and 1.0 ml of 6 N HCl was heated at reflux 90°C for 2.5 hrs. The reaction was concentrated to dryness, dissolved in ethyl acetate, washed with sodium bicarbonate, water, brine and dried over sodium sulfate. The crude product was purified on a Merck silica column eluting with methanol/methylene chloride yielding 50 mg of product as a colorless oil. The oily residue was lyophilized from dioxane to yield 46 mg (55%) of the title compound of this Example as a colorless solid, m.p. 136-140°C.

25

Example 167

N-(3,4-Dimethyl-5-isoxazolyl)-2'-[(3,3-dimethyl-2-oxo-1-piperidinyl)methyl]-4'-(2-oxazolyl)[1,1'-biphenyl]-2-sulfonamide



A. 2-Oxo-1-piperidinecarboxylic acid, 1,1-
dimethylethyl ester

5 To δ -valerolactam (3.36 g, 33.90 mmol) in 56.5 ml
CH₂Cl₂, triethylamine (3.6 g, 35.59 mmol) and di-*t*-butyl
dicarbonate (14.8 g, 67.80 mmol) were added followed by 4-
dimethylaminopyridine (4.14 g, 33.90 mmol). The mixture was
stirred at room temperature overnight and concentrated. The
10 residue was chromatographed on silica gel using 5.5:1
hexane/EtOAc to give the title compound of this step (4.90 g,
73%) as a light yellow oil.

B. 3,3-Dimethyl-2-oxo-1-piperidinecarboxylic acid, 1,1-dimethylethyl ester

To the title compound of Step (A) (1.08 g, 5.42 mmol) in 10.8 ml THF at -78°C, lithium bis(trimethylsilyl)amide (1M in THF, 13.6 ml, 13.6 mmol) was added dropwise in 10 min. The mixture was stirred at -78°C for 30 minutes and methyl iodide (4.62 g, 32.52 mmol) was added. The reaction mixture was slowly warmed to room temperature and stirred at room temperature for two days. To the reaction mixture, 30 ml Et₂O and 15 ml 5% aqueous citric acid were added. The organic liquid was separated and washed with 10 ml 5% citric acid, H₂O, brine and dried and concentrated. The residue was chromatographed on silica gel using 19:1 hexane/EtOAc to give the title compound of this step (440 mg, 38%) as a light yellow oil.

C. 3,3-Dimethyl-2-piperidinone

The title compound of Step (B) (440 mg, 1.94 mmol) in 4 ml MeOH and 15 ml 1N HCl in Et₂O was stirred at room temperature overnight. The solvent was evaporated and dried
5 in vacuo to provide the title compound of this step as a light yellow solid which was relatively pure and was used in the next step without further purification.

D. N-(3,4-Dimethyl-5-isoxazolyl)-2'-[(3,3-dimethyl-2-oxo-1-piperidinyl)methyl]-N-[(2-methoxyethoxy)methyl]-4'-(2-oxazolyl)[1,1'-biphenyl]-2-sulfonamide

10

To the title compound of Step (C) (51 mg, 0.40 mmol) in 0.4 ml DMF at 0°C, sodium hydride (60% in mineral oil,
15 19.2 mg, 0.48 mmol) was added and stirred at room temperature for 20 min. To the mixture, the title compound of Step (B) of Example 57 (115 mg, 0.2 mmol) was added and the reaction mixture was stirred at room temperature for 2 hr. The mixture was diluted with 30 ml EtOAc, washed with H₂O, brine, dried
20 and concentrated. The residue was chromatographed on silica gel using 1:1.6 hexane/EtOAc to give the title compound of this step (70 mg, 56%) as a gum.

E. N-(3,4-Dimethyl-5-isoxazolyl)-2'-[(3,3-dimethyl-2-oxo-1-piperidinyl)methyl]-4'-(2-oxazolyl)[1,1'-biphenyl]-2-sulfonamide

25

To a solution of the title compound of Step (D) (70 mg, 0.11 mmol) in 2.2 ml of CH₃CN, Me₃SiCl (73 mg, 0.67 mmol) was added and followed by NaI (100 mg, 0.67 mmol). The
30 mixture was stirred at room temperature for 30 min. Additional Me₃SiCl (98 mg, 0.90 mmol) and NaI (135 mg, 0.90 mmol) were added in four portions and the reaction was stirred for additional 1 hr and 40 min. The reaction mixture was then added to 2 ml H₂O and 30 ml EtOAc. The organic layer
35 was separated and washed with 1 ml saturated aqueous Na₂S₂O₃, brine, dried and concentrated. The residue was purified by

preparative HPLC on an ODS S10 column using 29% solvent A (10% MeOH, 90% H₂O, 0.1% TFA) and 71% solvent B (90% MeOH, 10% H₂O, 0.1% TFA) to provide the title compound of this Example (37 mg, 62%) as a white solid, m.p. >200°C, dec.,
 5 R_f=0.5(silica gel, 10:1 CH₂Cl₂/MeOH).

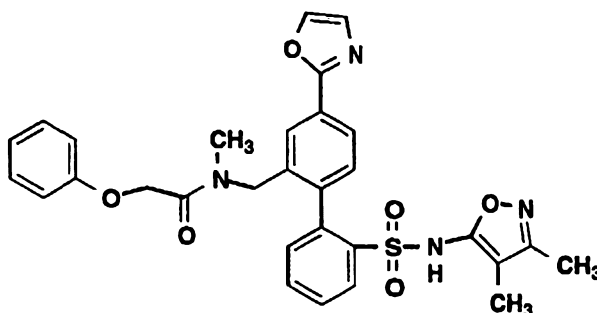
¹H NMR (CDCl₃) : δ 1.09(s, 3H), 1.24(s, 3H), 1.75(m, 2H), 1.85-2.10(M, 2H), 1.93(s, 3H), 2.17(s, 3H), 3.48(m, 2H), 3.94-4.52(m, 2H), 7.25-8.98(m, 10H).

10

Example 168

N-[[2'-[[[(3,4-Dimethyl-5-isoxazolyl)amino]sulfonyl]-4-(2-oxazolyl)][1,1'-biphenyl]-2-yl]methyl]-N-methyl-2-phenoxyacetamide

15



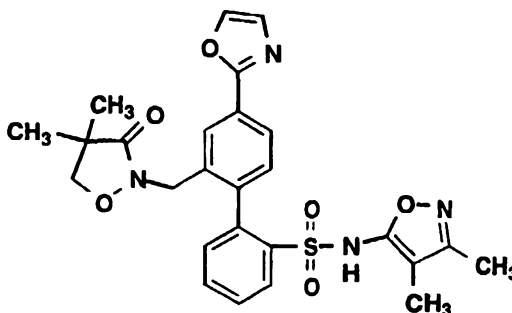
To a solution of 0.05 g (0.114 mmol) of 2'-
 [(methylamino)methyl]-N-(3,4-dimethyl-5-isoxazolyl)-4'-(2-
 20 oxazolyl)[1,1'-biphenyl]-2-sulfonamide (prepared as described
 in Step (A) of Example 28) in 8 mL of CH₂Cl₂, 0.019 g (0.114
 mmol) of phenoxyacetyl chloride and 0.014 g (0.137 mmol) of
 triethylamine were added. The mixture was then stirred at
 room temperature for 12 hr and evaporated. The residue was
 25 purified by reverse phase preparative HPLC on a 30x500 mm ODS
 S10 column using 74% solvent B (90% MeOH, 10% H₂O, 0.1% TFA)
 and 26% solvent A (10% MeOH, 90% H₂O, 0.1% TFA). The
 appropriate fractions were collected and neutralized with
 aqueous sodium bicarbonate to pH 7 and concentrated to 10 mL.
 30 The solution was then acidified to pH 4 using aqueous sodium

bisulfate and the white solid was filtered and dried to provide 0.038 g (58%) of the title compound of this Example as a white solid. m.p. 105-115°C.

5

Example 169

N-(3,4-Dimethyl-5-isoxazolyl)-2'-[(4,4-dimethyl-3-oxo-2-isoxazolidinyl)methyl]-4'-(2-oxazolyl)[1,1'-biphenyl]-2-sulfonamide



10

A. N-(3,4-Dimethyl-5-isoxazolyl)-2'-[(4,4-dimethyl-3-oxo-2-isoxazolidinyl)methyl]-N-[(2-methoxyethoxy)methyl]-4'-(2-oxazolyl)[1,1'-biphenyl]-2-sulfonamide

15

To a solution of the title compound of Step (B) of Example 57 (0.25 g, 0.43 mmol) and 4,4-dimethyl-3-isoxazolidinone (0.055 g, 0.477 mmol, prepared as described in U.S. Patent No. 4,405,357) in 2 mL of DMF, anhydrous potassium carbonate (0.066g, 0.477 mmol) was added and the mixture was stirred at 60°C under argon for 2 hr. The mixture was then added to 25 mL water and the solution was extracted with 3x25 mL EtOAc. The combined organic extracts were washed with water and dried and evaporated. The residue thus obtained was chromatographed on 20 g of silica gel using 1:1 hexane:EtOAc to afford 0.21 g (79%) of the title compound of this step as a colorless gum.

25

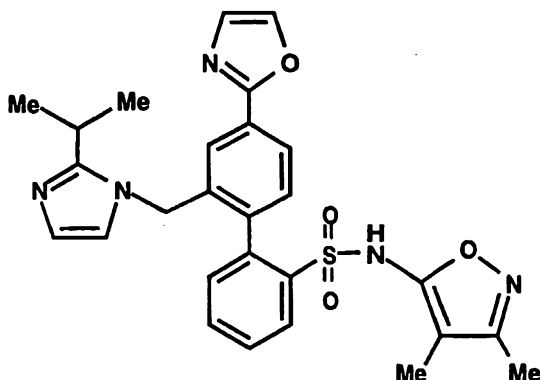
B. N-(3,4-Dimethyl-5-isoxazolyl)-2'-[(4,4-dimethyl-3-oxo-2-isoxazolidinyl)methyl]-4'-(2-oxazolyl)[1,1'-biphenyl]-2-sulfonamide

5 To a solution of the title compound of Step (A) (0.2 g, 0.327 mmol) in 4 mL of acetonitrile, chlorotrimethylsilane (0.213 g, 1.1 mmol) and sodium iodide (0.294 g, 1.965 mmol) were added the mixture stirred at room temperature for 30 min. Additional portions of chlorotrimethylsilane (0.12 g, 10 1.84 mmol) and sodium iodide (0.2 g, 1.33 mmol) were added over a 1 hr period and the mixture stirred for an additional 1 hr. The mixture was diluted with 25 mL of water and 1mL of saturated aqueous sodium thiosulfate was added and the mixture was then extracted with 3 x 25 mL of EtOAc. The 15 combined organic extracts were then washed once with water and dried and evaporated. The residue was purified by reverse phase preparative HPLC on a 30x500 mm ODS S10 column using 68% solvent B (90% MeOH, 10% H₂O, 0.1% TFA) and 32% solvent A (10% MeOH, 90% H₂O, 0.1% TFA). The appropriate fractions were 20 collected and neutralized with aqueous sodium bicarbonate to pH 7 and concentrated to 10 mL. The solution was then acidified to pH 4 using aqueous sodium bisulfate and the white solid was filtered and dried to provide 0.069 g (40%) of the title compound of this Example as a white solid. m.p. 25 95-100°C.

Example 170

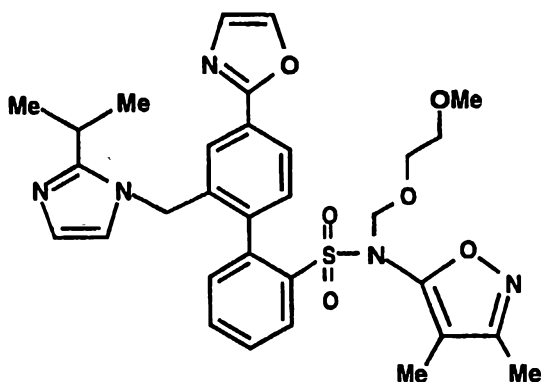
N-(3,4-Dimethyl-5-isoxazolyl)-2'-[[2-(1-methylethyl)-1H-imidazol-1-yl]methyl]-4'-(2-oxazolyl)[1,1'-biphenyl]-2-sulfonamide

5



A. N-(3,4-Dimethyl-5-isoxazolyl)-N-[(2-methoxyethoxy)methyl]-2'-[[2-(1-methylethyl)-1H-imidazol-1-yl]methyl]-4'-(2-oxazolyl)[1,1'-biphenyl]-2-sulfonamide

10



15

A solution of 2-isopropylimidazole (43 mg, 0.39 mmol) in 2.5 ml of tetrahydrofuran ("THF") was cooled to 0°C under an argon atmosphere and 60% sodium hydride (15.6 mg, 0.39 mmol) was added. After stirring at 0°C for 0.5 hr, the title compound of step B of Example 57 (150 mg, 0.26 mmol) was added followed by the addition of 0.5 mL of dry dimethylformamide ("DMF"). The reaction was allowed to warm to room temperature and stir overnight. The reaction

20

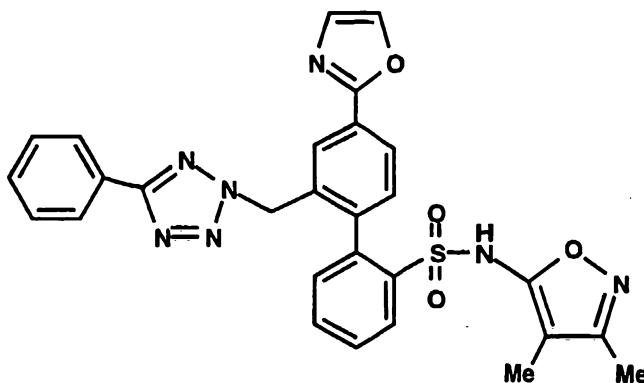
was diluted with water and extracted with ethyl acetate. The ethyl acetate extract was washed with brine and dried over anhydrous sodium sulfate. The crude product was purified by column chromatography on silica eluting with 5% methanol/methylene chloride to give 136 mg (87%) of the methoxyethoxymethyl ("MEM") protected title compound of this step as a colorless oil.

10 B. N-(3,4-Dimethyl-5-isoxazolyl)-2'-[[2-(1-methylethyl)-1H-imidazol-1-yl]methyl]-4'-(2-oxazolyl)[1,1'-biphenyl]-2-sulfonamide

15 A solution of the title compound of step A (130 mg, 0.214 mmol) in 3 mL of 6 N HCl and 3 mL of ethanol was heated at 90°C for 14 hrs. The reaction was partitioned with saturated sodium bicarbonate solution (pH 8) and ethyl acetate. The ethyl acetate was washed with brine, and over anhydrous sodium sulfate and evaporated to yield the crude product as a colorless oil. The crude material was chromatographed on a Merck silica column eluting with 2% methanol/methylene chloride to give 44 mg of product as a colorless oil. The oily residue was lyophilized from dioxane to yield 40 mg (36%) of the title compound of this Example as a colorless solid. m.p. 184-188°C.

Example 171

30 N-(3,4-Dimethyl-5-isoxazolyl)-4'-(2-oxazolyl)-2'-[(5-phenyl-2H-tetrazol-2-yl)methyl][1,1'-biphenyl]-2-sulfonamide

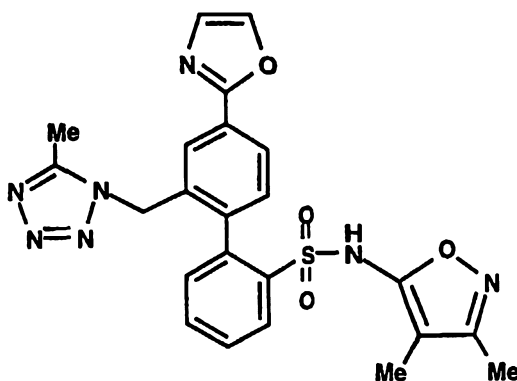


The title compound of this Example was prepared by a procedure analogous to that of Example 170. 5-Phenyl-1H-tetrazole (57 mg, 0.39 mmol) was used to give a crude product that was purified by column chromatography on silica eluting with ethyl acetate/hexane (1:2) to give 94 mg (57%) of the MEM-protected intermediate as a colorless oil.

90 mg (0.14 mmol) of the MEM-protected intermediate was reacted for 6 hrs to give a crude material that was chromatographed on a silica column eluting with 3% methanol/methylene chloride to give 44 mg of product as a colorless oil. Lyophilization from dioxane gave 38 mg (49%) of the title compound of this Example as a colorless solid. m.p. 156-160°C.

Example 172

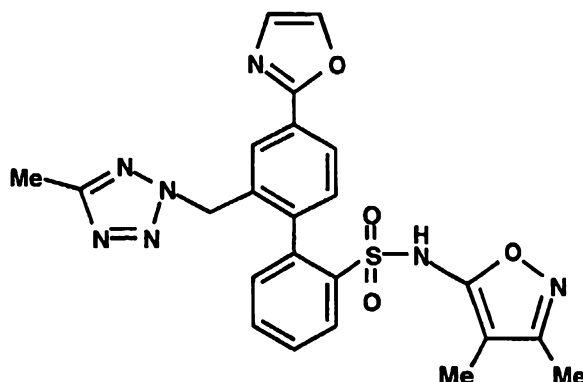
N-(3,4-Dimethyl-5-isoxazolyl)-2'-[(5-methyl-1H-tetrazol-1-yl)methyl]-4'-(2-oxazolyl)[1,1'-biphenyl]-2-sulfonamide



and

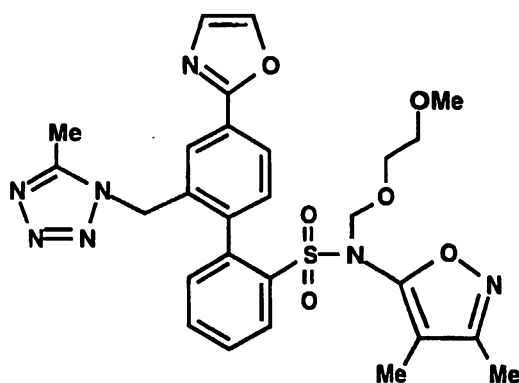
N-(3,4-Dimethyl-5-isoxazolyl)-2'-[(5-methyl-2H-tetrazol-2-yl)methyl]-4'-(2-oxazolyl)[1,1'-biphenyl]-2-sulfonamide

5



A. N-(3,4-Dimethyl-5-isoxazolyl)-N-[(2-methoxyethoxy)methyl]-2'-[(5-methyl-1H-tetrazol-1-yl)methyl]-4'-(2-oxazolyl)[1,1'-biphenyl]-2-sulfonamide

10

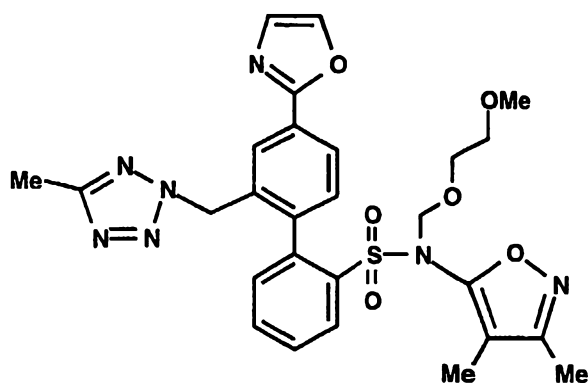


15

and

N-(3,4-Dimethyl-5-isoxazolyl)-N-[(2-methoxyethoxy)methyl]-2'-[(5-methyl-2H-tetrazol-2-yl)methyl]-4'-(2-oxazolyl)[1,1'-biphenyl]-2-sulfonamide

20



The MEM-protected intermediate title compounds of this step were prepared by a procedure analogous to that of
 5 Example 170, step A. 5-Methyl-1H-tetrazole (33 mg, 0.39 mmol) was used to give a crude product that was purified by column chromatography on silica gel eluting with ethyl acetate/hexane (4:1) to give 65 mg (43%) of N-(3,4-dimethyl-5-isoxazolyl)-N-[(2-methoxyethoxy)methyl]-2'-[(5-methyl-1H-tetrazol-1-yl)methyl]-4'-(2-oxazolyl)[1,1'-biphenyl]-2-sulfonamide as a colorless oil. Further elution with 5% methanol/methylene chloride gave 84 mg (56%) of N-(3,4-dimethyl-5-isoxazolyl)-N-[(2-methoxyethoxy)methyl]-2'-[(5-methyl-2H-tetrazol-2-yl)methyl]-4'-(2-oxazolyl)[1,1'-biphenyl]-2-sulfonamide as a colorless oil.

20 B. N-(3,4-Dimethyl-5-isoxazolyl)-2'-[(5-methyl-1H-tetrazol-1-yl)methyl]-4'-(2-oxazolyl)[1,1'-biphenyl]-2-sulfonamide

and

25 N-(3,4-Dimethyl-5-isoxazolyl)-2'-[(5-methyl-2H-tetrazol-2-yl)methyl]-4'-(2-oxazolyl)[1,1'-biphenyl]-2-sulfonamide

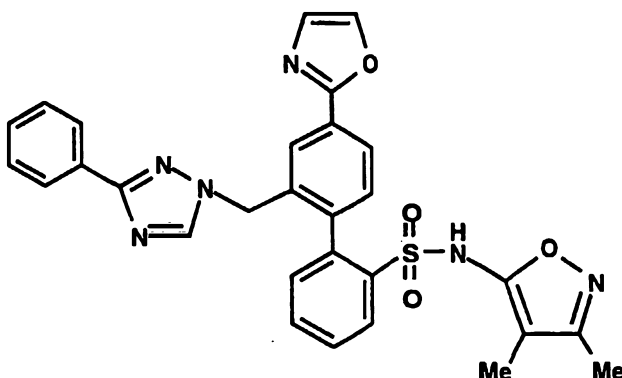
The title compounds of this Example were prepared by a procedure analogous to that of Example 170, step B.

80 mg (0.14 mmol) of N-(3,4-dimethyl-5-isoxazolyl)-N-[(2-methoxyethoxy)methyl]-2'-[(5-methyl-1H-tetrazol-1-

- yl)methyl]-4'-(2-oxazolyl)[1,1'-biphenyl]-2-sulfonamide was reacted for 6 hrs to give a crude product that was chromatographed on a silica column eluting with 2% methanol/methylene chloride to give 36 mg of product as a colorless oil. Lyophilization from dioxane gave 34 mg (50%) of the title compound N-(3,4-dimethyl-5-isoxazolyl)-2'-[(5-methyl-1H-tetrazol-1-yl)methyl]-4'-(2-oxazolyl)[1,1'-biphenyl]-2-sulfonamide as a colorless solid. m.p. 168-174°C.
- 65 mg (0.11 mmol) of N-(3,4-dimethyl-5-isoxazolyl)-N-[(2-methoxyethoxy)methyl]-2'-[(5-methyl-2H-tetrazol-2-yl)methyl]-4'-(2-oxazolyl)[1,1'-biphenyl]-2-sulfonamide was reacted for 6 hrs to give a crude material that was chromatographed on a silica column eluting with 2% methanol/methylene chloride to give 42 mg of product as a colorless oil. Lyophilization from dioxane gave 40 mg (74%) of the title compound N-(3,4-dimethyl-5-isoxazolyl)-2'-[(5-methyl-2H-tetrazol-2-yl)methyl]-4'-(2-oxazolyl)[1,1'-biphenyl]-2-sulfonamide as a colorless solid. m.p. 172-178°C.

Example 173

N-(3,4-Dimethyl-5-isoxazolyl)-4'-(2-oxazolyl)-2'-[(5-phenyl-2H-1,2,4-triazol-2-yl)methyl][1,1'-biphenyl]-2-sulfonamide



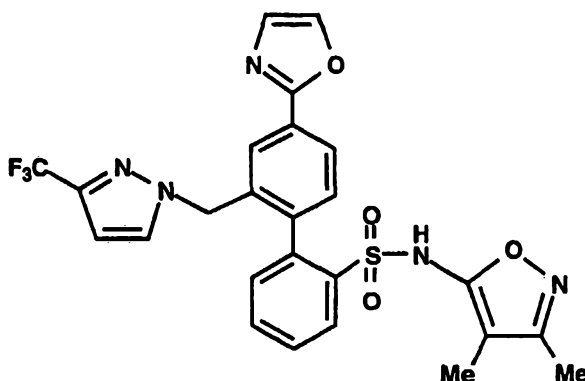
- The title compound was prepared by a procedure analogous to that of Example 170. 3-Phenyl-1H-2,4-triazole

(80 mg, 0.55 mmol) was used to give a crude product that was purified by column chromatography on silica gel eluting with ethyl acetate/hexane (1:1) to give 198 mg (62%) of the MEM-protected intermediate as a colorless solid.

5 190 mg (0.29 mmol) of the intermediate was reacted for 10 hrs to give a crude material that was chromatographed on a silica column eluting with 2% methanol/methylene chloride to give 46 mg of product as a colorless oil. Lyophilization from dioxane gave 20 mg (25%) of the title
10 compound of this Example as a colorless solid. m.p.186-190°C.

Example 174

N-(3,4-Dimethyl-5-isoxazolyl)-4'-(2-oxazolyl)-2'-
15 [[3-(trifluoromethyl)-1H-pyrazol-1-yl]methyl][1,1'-
biphenyl]-2-sulfonamide



20 The title compound was prepared by a procedure analogous to that of Example 170. 3-Trifluoromethylpyrazole (53 mg, 0.39 mmol) was used to give a crude product that was purified by column chromatography on silica gel eluting with ethyl acetate/hexane (1:1) to
25 give 102 mg (62%) of the MEM-protected intermediate as a colorless solid.

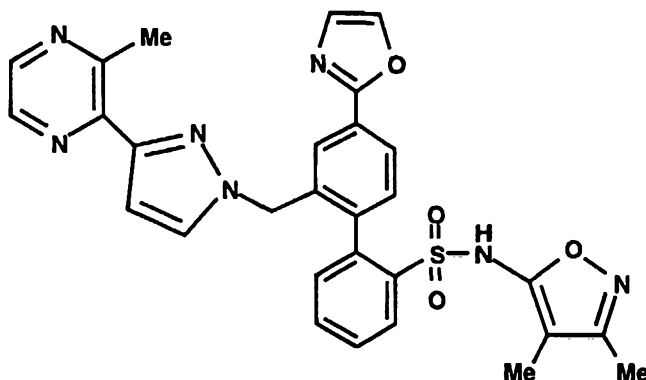
100 mg (0.158 mmol) of the intermediate was reacted for 6 hrs to give a crude material that was chromatographed on a silica column eluting with 1% methanol/methylene
30 chloride to give 35 mg of product as a colorless oil.

Lyophilization from dioxane gave 32 mg (37%) of the title compound of this Example as a colorless solid. m.p. 168-172°C.

5

Example 175

N-(3,4-Dimethyl-5-isoxazolyl)-2'-[[3-(3-methyl-2-pyrazinyl)-1H-pyrazol-1-yl]methyl]-4'-(2-oxazolyl)[1,1'-biphenyl]-2-sulfonamide



10

The title compound was prepared by a procedure analogous to that of Example 170. 3-(3-Methyl-2-pyrazine)pyrazole (84 mg, 0.53 mmol) was used to give a crude product that was purified by column chromatography on silica eluting with 2% methanol/methylene chloride to give 168 mg (76%) of the MEM-protected intermediate as a colorless oil.

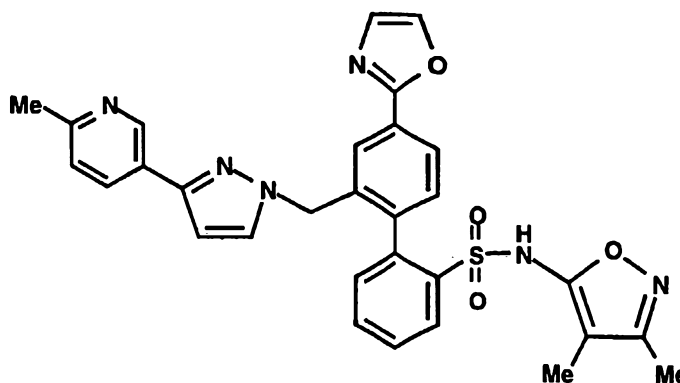
160 mg (0.24 mmol) of the intermediate was reacted for 3 hrs to give a crude material that was chromatographed on a silica column eluting with 2% methanol/methylene chloride to give 44 mg of product as a colorless oil. Lyophilization from dioxane gave 76 mg (56%) of the title compound of this Example as a colorless solid. m.p. 192-196°C.

25

Example 176

N-(3,4-Dimethyl-5-isoxazolyl)-2'-[[3-(2-methyl-5-pyridinyl)-1H-pyrazol-1-yl]methyl]-4'-(2-oxazolyl)[1,1'-biphenyl]-2-sulfonamide

30

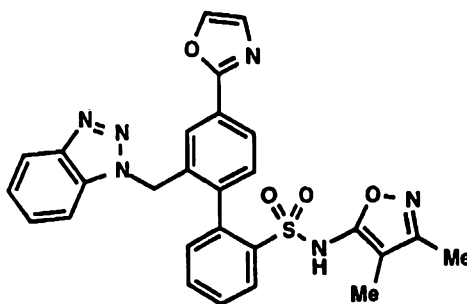


The title compound was prepared by a procedure analogous to that of Example 170. 3-(2-Methyl-5-pyridine)pyrazole (84 mg, 0.53 mmol) was used to give a crude product that was purified by column chromatography on silica eluting with 5% methanol/methylene chloride to give 142 mg (41%) of the MEM-protected intermediate as a colorless oil.

140 mg (0.21 mmol) of the intermediate was reacted for 3 hrs to give a crude material that was chromatographed on a silica column eluting with 2% methanol/methylene chloride to give 44 mg of product as a colorless oil. Lyophilization from dioxane gave 42 mg (43%) of the title compound of this Example as a colorless solid. m.p. 178-182°C.

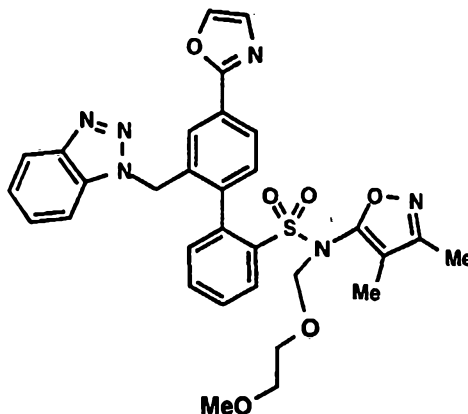
Example 177

2'-(1H-Benzotriazol-1-ylmethyl)-N-(3,4-dimethyl-5-isoxazolyl)-4'-(2-oxazolyl)[1,1'-biphenyl]-2-sulfonamide



A. 2'-(1H-Benzotriazol-1-ylmethyl)-N-(3,4-dimethyl-5-isoxazolyl)-N-[(2-methoxyethoxy)methyl]-4'-(2-oxazolyl)[1,1'-biphenyl]-2-sulfonamide

5



A mixture of powdered NaOH (41.6 mg, 1.04 mmol), benzotriazole (31 mg, 0.26 mmol) and the title compound of step B of Example 57 (150 mg, 0.26 mmol) in 0.6 mL of dry DMF was stirred for 2.0 hrs. The reaction mixture was diluted with 50 mL of water and a white precipitate was formed. The white precipitate was collected by filtration and washed with water to give 106 mg of a white solid. Purification by flash chromatography (hexane-EtOAc: 1:2) on a silica gel column afforded 90 mg (52%) of the title compound of this step as a white solid.

20

B. 2'-(1H-Benzotriazol-1-ylmethyl)-N-(3,4-dimethyl-5-isoxazolyl)-4'-(2-oxazolyl)[1,1'-biphenyl]-2-sulfonamide

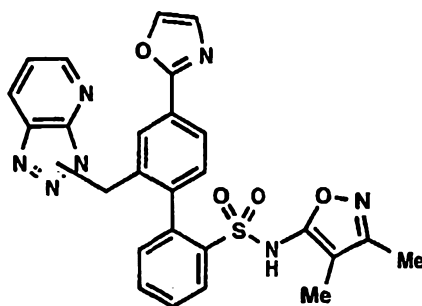
A mixture of the title compound of step A (83 mg, 0.135 mmol) in 2 mL of 6N HCl-EtOH (1:1) was heated at 90°C for 2 hrs. After cooling to room temperature, water (10 mL) was added and the mixture was extracted with ethyl acetate ("EtOAc"). The combined organic extracts were washed with saturated NaHCO₃ and brine, and dried over anhydrous Na₂SO₄. Concentration *in vacuo* followed by

trituration with CH₂Cl₂-hexane gave 47 mg (67%) of the title compound of this Example as a white solid. m.p.: 196-200°C (dec.).

5

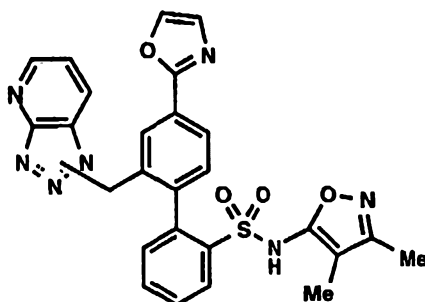
Example 178

N-(3,4-Dimethyl-5-isoxazolyl)-4'-(2-oxazolyl)-2'-
[(1,2,3-triazolo[4,5-b]pyridinyl)methyl][1,1'-
biphenyl]-2-sulfonamide, Isomers A and B



10

and



15

MEM-protected intermediates were prepared by a procedure analogous to that of Example 177, step A. 1H-1,2,3-triazolo[4,5n]-pyridine (46 mg, 0.381) was used to give a crude material that was purified by preparative HPLC to provide 47 mg of the MEM-protected intermediate of Isomer A and 35.6 mg of the MEM-protected intermediate of Isomer B.

20

The title compounds were prepared by a procedure analogous to that of Example 177, step B. 47 mg (0.077 mmol) of the MEM-protected intermediate of Isomer A was

25

reacted for 2 hrs. and the crude product purified by flash chromatography (CH₂Cl₂-MeOH: 95:5 to 90:10) on silica gel to give 17 mg (43%) of the title Isomer A as a white solid. m.p.: 116-118°C.

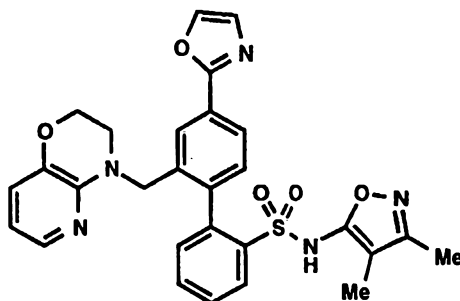
5 35 mg (0.077 mmol) of the MEM-protected intermediate of Isomer B was reacted for 2 hrs. and the crude product purified by flash chromatography (CH₂Cl₂-MeOH: 95:5 to 90:10) on silica gel to give 12 mg of the title Isomer B as a white solid. m.p.: 124-126°C.

10

Example 179

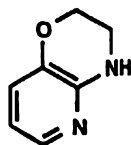
2'-[(3,4-Dihydro-2H-pyrido[3,2-b]-1,4-oxazin-4-yl)methyl]-N-(3,4-dimethyl-5-isoxazolyl)-4'-(2-oxazolyl)[1,1'-biphenyl]-2-sulfonamide

15



A. 3,4-Dihydro-2H-pyrido[3,2-b]-1,4-oxazine

20



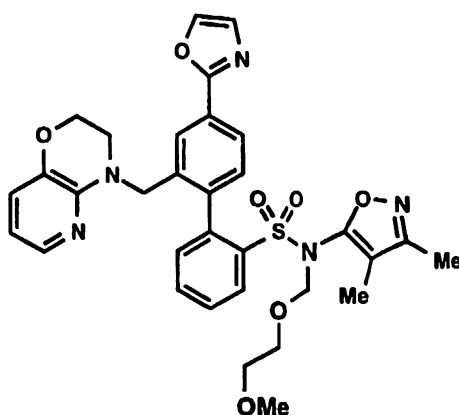
A mixture of 2H-pyrido [3,2b]-1,4-oxazin-3(4H)-one (7.5 g, 50.0 mmol) and lithium aluminum hydride ("LAH") (1.9 g, 50.0 mmol) in 20 mL of toluene and 80 mL of dry THF was heated to reflux overnight. After being cooled to 0°C, saturated Na₂SO₄ was added dropwise followed by solid Na₂SO₄ and the mixture stirred for 2 hrs at room temperature. The

solid was removed by filtration and washed by ether. The combined filtrate and washes were concentrated in vacuo to give 6.13 g (90%) of the title compound of this step as an off-white solid.

5

B. 2'-[(3,4-Dihydro-2H-pyrido[3,2-b]-1,4-oxazin-4-yl)methyl]-N-(3,4-dimethyl-5-isoxazolyl)-N-[(2-methoxyethoxy)methyl]-4'-(2-oxazolyl)[1,1'-biphenyl]-2-sulfonamide

10



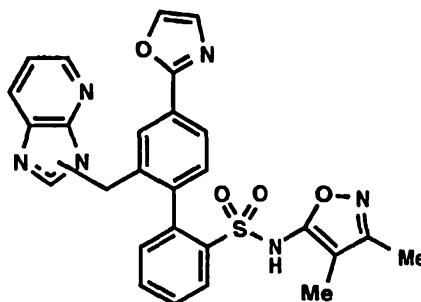
To the mixture of the title compound of step B of
15 Example 57 (200 mg, 0.347 mmol), the title compound from
step A (94.4 mg, 0.693 mmol) and tetrabutylammonium iodide
(64 mg, 0.174 mmol) in 0.6 mL of dry DMF was added a 1.0 M
solution of sodium bis(trimethylsilyl)amide in THF (0.52
mL, 0.52 mmol) and the mixture stirred overnight at room
20 temperature. The reaction mixture was diluted with water
and extracted with EtOAc. The combined organic extracts
were washed with brine, dried over anhydrous Na₂SO₄,
concentrated in vacuo and purified by flash chromatography
(hexane-EtOAc: 1:2) on silica gel to afford 170 mg (78%) of
25 the title compound of this step as a colorless oil.

C. 2'-[(3,4-Dihydro-2H-pyrido[3,2-b]-1,4-oxazin-4-yl)methyl]-N-(3,4-dimethyl-5-isoxazolyl)-4'-(2-oxazolyl)[1,1'-biphenyl]-2-sulfonamide

5

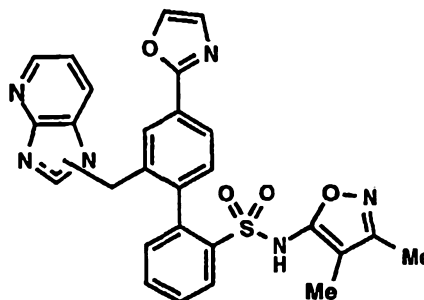
The title compound was prepared by a procedure analogous to that of Example 177, step B. 170 mg (0.269 mmol) of the title compound of step B was reacted for 2 hrs. and the crude material purified by flash chromatography (CH₂Cl₂/MeOH: 98:2 to 95:5) on silica gel to give 77 mg (53%) of the title compound of this Example as a white solid. m.p.: 138-140°C (dec.).

15 Example 180
N-(3,4-Dimethyl-5-isoxazolyl)-4'-(2-oxazolyl)-2'-
[(imidazo[4,5b]-pyridinyl)methyl]-[1,1'-
biphenyl]-2-sulfonamide, Isomers A and B



20

and



25

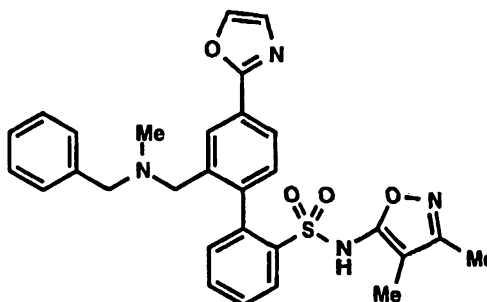
MEM-protected intermediates were prepared by a procedure analogous to that of Example 179, step B. 4-Azabenzimidazole (72 mg, 0.6 mmol) was used to give a crude material that was purified by flash chromatography (CH₂Cl₂MeOH: 98:2 to 95:5) on silica gel to afford 74 mg of the MEM-protected intermediate of Isomer A and 62 mg of the MEM-protected intermediate of Isomer B.

The title compounds were prepared by a procedure analogous to that of Example 179, step C. 74 mg (0.12 mmol) of the MEM-protected intermediate of Isomer A was reacted for 2 hrs. and the crude material purified by flash chromatography (CH₂Cl₂-MeOH: 98:2 to 90:10) on silica gel to give 44 mg (70%) of the title Isomer A as a white solid. m.p.: 171-174°C (dec.).

64 mg of the MEM-protected intermediate of Isomer B was reacted for 2 hrs. to give 20 mg (37%) of the title Isomer B as a white solid. m.p.: 175-178°C (dec.).

Example 181

N-(3,4-Dimethyl-5-isoxazolyl)-2'-
[[methyl(phenylmethyl)aminomethyl]-4'-(2-
oxazolyl)][1,1'-biphenyl]-2-sulfonamide

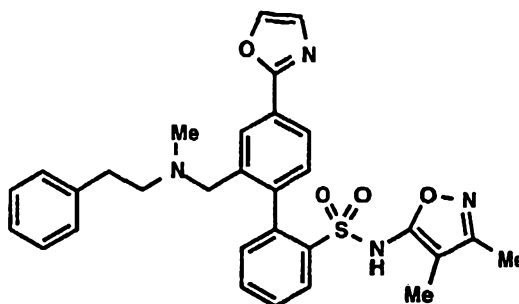


A mixture of the title compound of step F of Example 21 (44 mg; 0.104 mmol), N-benzylmethylamine (0.04 mL; 0.312 mmol), acetic acid (0.4 mL) and 3Å molecular sieves (0.4 g) in 1 mL of CH₂Cl₂ was stirred for 1 hour at room temperature, at which time sodium triacetoxyborohydride (66 mg; 0.312 mmol) was added. After stirring 18 hours at room

temperature, the reaction mixture was filtered through a pad of Celite and the filtrate diluted with CH₂Cl₂, washed with water, and dried over anhydrous Na₂SO₄. Concentration in vacuo followed by flash chromatography (CH₂Cl₂-MeOH: 98:2 to 95:5) on silica gel afforded 24 mg (44%) of the title compound of this Example as a white solid. m.p.: 124-126 °C.

Example 182

N-(3,4-Dimethyl-5-isoxazolyl)-2'-[[methyl(2-phenylethyl)amino]methyl]-4'-(2-oxazolyl)[1,1'-biphenyl]-2-sulfonamide

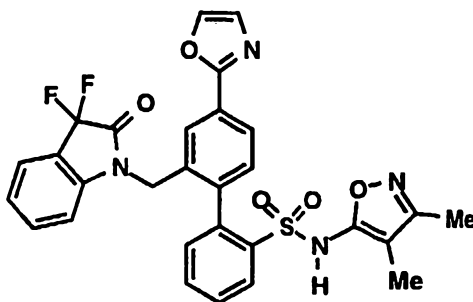


15

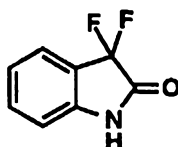
The title compound was prepared by a procedure analogous to that of Example 181. 44 mg (0.104 mmol) of N-methyl-phenethylamine gave a crude material which was purified by flash chromatography (CH₂Cl₂-MeOH: 98:2 to 95:5) on silica gel to afford 11 mg (19%) of the title compound of this Example as a white solid. m.p.: 129-132°C.

Example 183

2'-[(3,3-Difluoro-2,3-dihydro-2-oxo-1H-indol-1-yl)methyl]-N-(3,4-dimethyl-5-isoxazolyl)-4'-(2-oxazolyl)[1,1'-biphenyl]-2-sulfonamide



A. 3,3-Difluoro-1,3-dihydro-2H-indol-2-one



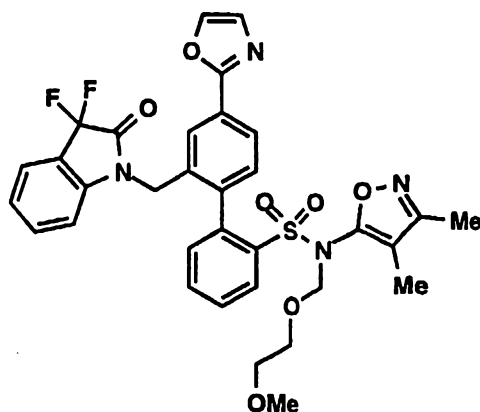
5

A mixture of diethylaminosulfur trifluoride (2.64 mL; 20 mmol) and isatin (1.47 g; 10 mmol) was stirred 1 hr at room temperature. After pouring onto ice with care, the mixture was extracted with EtOAc and the organic layers washed with brine, dried (MgSO₄), and concentrated to a yellow solid. Chromatography on silica gel using EtOAc:Hexanes, 1:3 as the mobile phase afforded 0.81 g (48%) of the lactam title compound of this step as a white solid.

15

B. 2'-[(3,3-Difluoro-2,3-dihydro-2-oxo-1H-indol-1-yl)methyl]-N-(3,4-dimethyl-5-isoxazolyl)-N-[(2-methoxyethoxy)methyl]-4'-(2-oxazolyl)[1,1'-biphenyl]-2-sulfonamide

20



Sodium hydride, 60% by wt. in mineral oil (16 mg; 0.4 mmol) was added to a solution of the title compound of step A (54 mg; 0.32 mmol) in 1.6 mL THF at 0°C. After stirring 1 hr. at 0°C, the title compound of step B of Example 57 was added, followed by 0.2 mL of DMF, and the reaction mixture allowed to warm to room temperature. After stirring 18 hr., the reaction mixture was partitioned between EtOAc and water. The organic layer was washed with water and brine, dried (MgSO₄) and concentrated. Chromatography on silica gel using EtOAc:Hexanes, 1:1 as the mobile phase afforded 41 mg (19%) of the title compound of this step as a light yellow oil.

C. 2'-[(3,3-Difluoro-2,3-dihydro-2-oxo-1H-indol-1-yl)methyl]-N-(3,4-dimethyl-5-isoxazolyl)-4'-(2-oxazolyl)[1,1'-biphenyl]-2-sulfonamide

Trimethylsilyl chloride (50 µL; 0.4 mmol) was added to a solution of the title compound of step B (40 mg; 60 µmol) and sodium iodide (60 mg; 0.4 mmol) in acetonitrile at room temperature. After stirring 30 minutes, additional amounts of sodium iodide (30 mg; 0.2 mmol) and trimethylsilyl chloride (25 µL; 0.2 mmol) were added. After stirring an additional 30 minutes, the reaction mixture was partitioned between EtOAc and water. The organic layer was washed with 2.5% Na₂S₂O₃ solution and brine, dried (MgSO₄) and

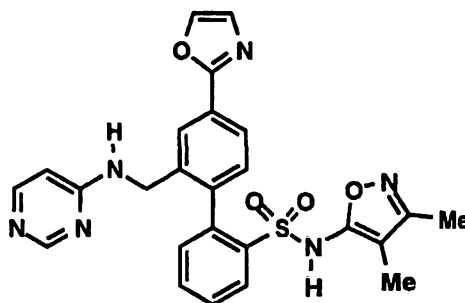
concentrated. Chromatography on silica gel using a step-wise gradient of CH₂Cl₂ to 5% methanol ("MeOH")/CH₂Cl₂ in 1% increments followed by preparative HPLC [30 x 500 mm ods (s-10) column, flow rate = 35 ml/min., step gradient from
5 70% MeOH/H₂O + 0.1% trifluoroacetic acid ("TFA") to 80% MeOH/H₂O + 0.1% TFA in 2% increments at 5 minutes] gave a residue that was lyophilized from MeOH/H₂O to afford 23 mg (67%) of the title compound of this Example as a white solid. mp 112-120°C.

10

Example 184

N-(3,4-Dimethyl-5-isoxazolyl)-2'-[(4-pyrimidinylamino)methyl]-4'-(2-oxazolyl)[1,1'-biphenyl]-2-sulfonamide

15



A mixture of 4-aminopyrimidine (20 mg; 0.2 mmol), the title compound of step F of Example 21 (42 mg; 0.1 mmol)
20 and MgSO₄ (ca. 1 g) in 2 mL of toluene was heated to reflux for 10 hrs. After cooling to room temperature, the reaction mixture was filtered and concentrated to ca. 1 mL. After cooling to 0°C, sodium borohydride (12 mg; 0.3 mmol) was added followed by 0.2 mL of MeOH. After stirring 24
25 hrs, the reaction mixture was loaded onto an SAX cartridge (3 mL) that was pretreated as follows: 1M sodium acetate ("NaOAc") (2 x 10 mL); water (4 x 10 mL); MeOH (2 x 10 mL); and CH₂Cl₂ (2 x 10 mL). The cartridge was eluted with CH₂Cl₂ (2 x 10 mL), followed by CH₂Cl₂:MeOH:TFA, 50:50:3 (2
30 x 10 mL). The product containing fractions were

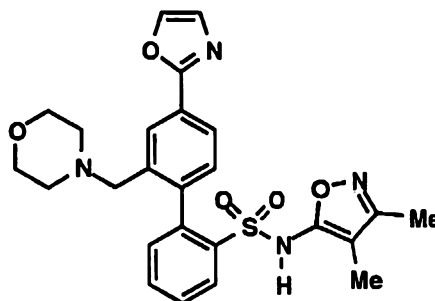
concentrated to give a residue that was further purified by preparative HPLC (Flow rate = 35 ml/min.; 30 x 500 mm s-10 ODS-120Å column, using a stepwise gradient of 43% MeOH/H₂O + 0.1% TFA to 53% MeOH/H₂O + 0.1% TFA in 2% increments at 5 minute intervals). Concentration of the pure fractions gave a residue that was lyophilized from MeOH/H₂O to afford 29 mg (54%) of the title compound of this Example as a white powder.
mp 156-167°C.

10

Example 185

N-(3,4-Dimethyl-5-isoxazolyl)-2'-(4-morpholinylmethyl)-4'-(2-oxazolyl)[1,1'-biphenyl]-2-sulfonamide

15



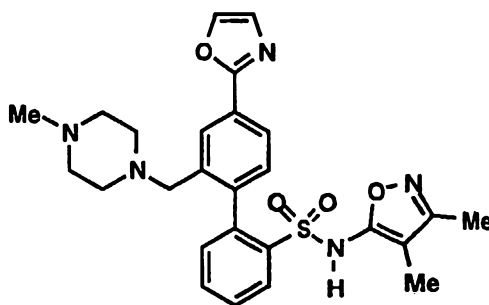
The title compound of this Example (42 mg; 86%) was prepared as a white solid by a method analogous to that described in Example 157. mp 95-100°C.

20

Example 186

N-(3,4-Dimethyl-5-isoxazolyl)-2'-[(4-methyl-1-piperazinyl)methyl]-4'-(2-oxazolyl)[1,1'-biphenyl]-2-sulfonamide

25

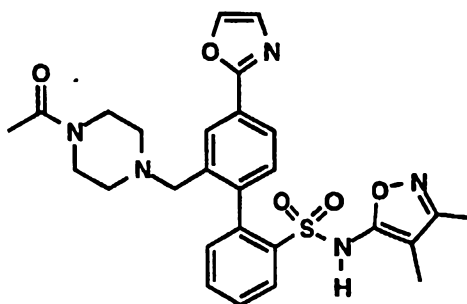


The title compound of this Example (38 mg; 76%) was prepared as a white solid by a method analogous to that described in Example 157. mp 220-233°C.

Example 187

1-Acetyl-4-[[2'-[[[(3,4-dimethyl-5-isoxazolyl)amino]sulfonyl]-4-(2-oxazolyl)][1,1'-biphenyl]-2-yl]methyl]piperazine

10

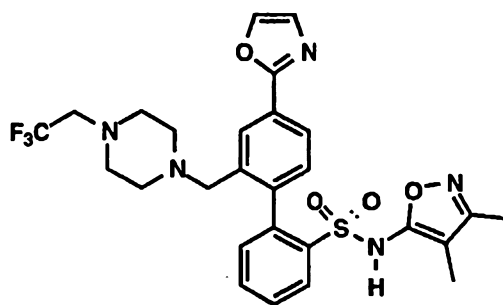


The title compound of this Example (47 mg; 75%) was prepared as a white solid by a method analogous to that described in Example 157. mp 125-145°C.

Example 188

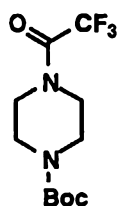
N-(3,4-Dimethyl-5-isoxazolyl)-4'-(2-oxazolyl)-2'-[[4-(2,2,2-trifluoroethyl)-1-piperazinyl]methyl][1,1'-biphenyl]-2-sulfonamide dihydrochloride

20



A. 4-(Trifluoroacetyl)-1-
piperazinecarboxylic acid 1,1-
dimethylethyl ester

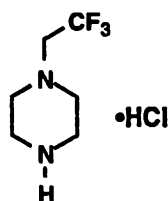
5



10 Trifluoroacetic anhydride (2.1 mL; 14.8 mmol) was added
 over 5 min. to a solution of N-Boc piperazine (2.5 g; 13.4
 mmol, "Boc" is tert-butoxycarbonyl) and triethylamine (2.2
 mL; 16 mmol) in methylene chloride (70 mL) at 0°C. After
 stirring 1 hr., the reaction mixture was diluted with
 15 methylene chloride and the resulting organic layer was
 washed with water, 1N HCl, and brine. Drying (MgSO₄) and
 concentration afforded 3.78 g (99%) of the title compound
 of this step as a colorless oil.

20

B. 1-(2,2,2-Trifluoroethyl)piperazine
hydrochloride

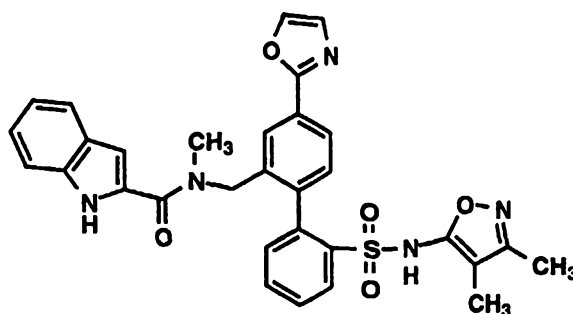


A solution of the title compound of step A (2 g; 7.09 mmol) in 8 mL of THF was added over 15 min to a solution of 1.0 M borane•THF (12 mL; 12 mmol) at 0°C. Following addition, the mixture was refluxed for 2 hr. After recooling to 0°C, MeOH (5 ml) was carefully added over 30 minutes. HCl gas was bubbled through the solution to saturation and the resulting mixture was refluxed for 2 hr. After cooling to room temperature and standing 18 hr., the solid that separated was filtered, washed with ether and dried to afford 1.7 g (99%) of the title compound of this step as a white solid.

C. N-(3,4-Dimethyl-5-isoxazolyl)-4'-(2-oxazolyl)-2'-[[4-(2,2,2-trifluoroethyl)-1-piperazinyl]methyl][1,1'-biphenyl]-2-sulfonamide dihydrochloride

The title compound was prepared by reaction of the title compound of step B with the title compound of step F of Example 21 by a method analogous to that described in Example 157. 47 mg (75%) of the title compound of this Example was prepared as a white solid. mp 125-145°C.

Example 189
N-[[2'-[[[(3,4-Dimethyl-5-isoxazolyl)amino]sulfonyl]-4-(2-oxazolyl)[1,1'-biphenyl]-2-yl]methyl]-N-methyl-1H-indole-2-carboxamide

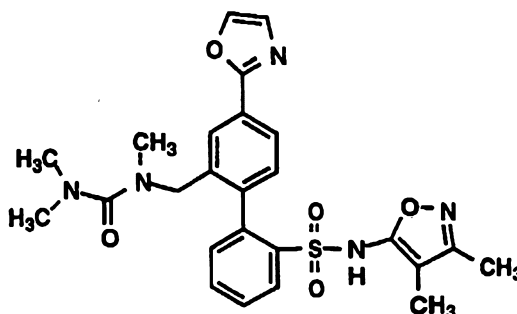


To a solution of 0.05 g (0.114 mmol) of N-(3,4-dimethyl-5-isoxazolyl)-2'-[(methylamino)methyl]-4'-(2-oxazolyl)[1,1'-biphenyl]-2-sulfonamide prepared as
5 described in step A of Example 28 in 2 mL of CH₂Cl₂ and 0.1 mL DMF, 0.018 g (0.114 mmol) of indole-2-carboxylic acid and 0.021 g (0.142 mmol) of 1,3-diisopropylcarbodiimide were added. The mixture was then stirred at room temperature for 12 hr and evaporated. The residue was
10 purified by reverse phase preparative HPLC on a 30x500 mm ODS S10 column using 80% solvent B (90% MeOH, 10% H₂O, 0.1% TFA) and 20% solvent A (10% MeOH, 90% H₂O, 0.1% TFA). The appropriate fractions were collected and neutralized with aqueous sodium bicarbonate to pH 7 and concentrated to 10
15 mL. The solution was then acidified to pH 4 using aqueous sodium bisulfate and the white solid was filtered and dried to provide 0.024 g (36%) of the title compound of this Example as a white solid. m.p. 135-145°C.

20

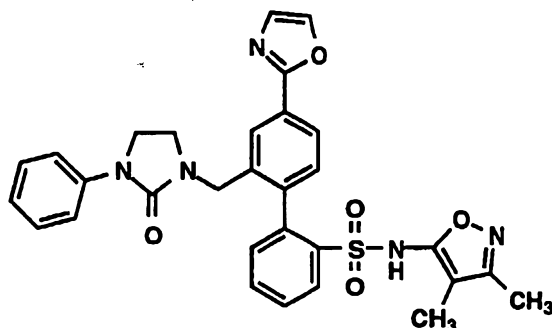
Example 190

N,N,N'-Trimethyl-N'-[[2'-[[[(3,4-dimethyl-5-isoxazolyl)amino]sulfonyl]-4-(2-oxazolyl)[1,1'-biphenyl]-2-yl]methyl]urea

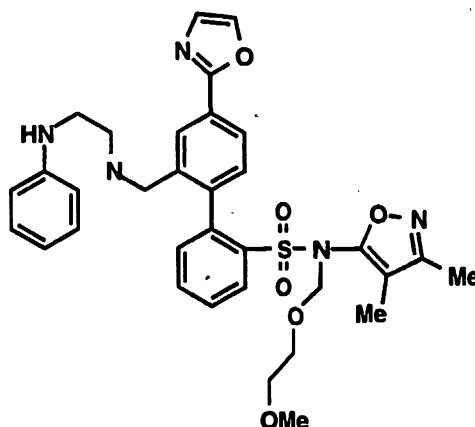


Example 191

N-(3,4-Dimethyl-5-isoxazolyl)-4'-(2-oxazolyl)-2'-
[(3-phenyl-2-oxo-1-imidazolidinyl)methyl][1,1'-
biphenyl]-2-sulfonamide



A. N-(3,4-Dimethyl-5-isoxazolyl)-N-[(2-
methoxyethoxy)methyl]-4'-(2-oxazolyl)-
2'-[[[2-(phenylamino)ethyl]-
amino]methyl][1,1'-biphenyl]-2-
sulfonamide

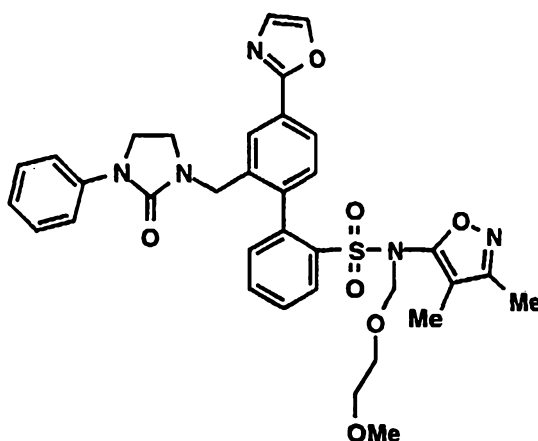


To N-phenylethylenediamine (163 mg, 1.2 mmol), the title compound of step E of Example 21 (511 mg, 1.0 mmol) and 3Å molecular sieves in 10 mL CH₂Cl₂, acetic acid (180 mg, 3 mmol) was added followed by sodium triacetoxyborohydride (636 mg, 3 mmol). The reaction mixture was stirred at room temperature overnight and

filtered. The filtrate was washed with H₂O and brine, dried and concentrated. The residue was chromatographed on silica gel using 10:60:0.2 hexane/EtOAc/triethylamine to give the title amine of this step (500 mg, 79%) as a gum.

5

B. N-(3,4-Dimethyl-5-isoxazolyl)-N-[(2-methoxyethoxy)methyl]-4'-(2-oxazolyl)-2'-[(3-phenyl-2-oxo-1-imidazolidinyl)methyl][1,1'-biphenyl]-2-sulfonamide



To the title compound of step A (180 mg, 0.29 mmol) in 0.95 mL DMF, triethylamine (144 mg, 1.43 mmol) was added followed by 1,1'-carbonyldiimidazole (104 mg, 0.64 mmol). The mixture was heated at 40°C for 10 hr. To the reaction mixture, 15 mL H₂O was added and filtered. The solid was dissolved in EtOAc, washed with H₂O and brine, dried and concentrated. The residue was dissolved in 6 mL of dry THF. To the solution, NaH (60% in mineral oil, 46 mg, 1.14 mmol) was added. The mixture was stirred at room temperature for 3 hr. 10 mL saturated NH₄Cl was added and extracted with EtOAc. The combined organic extracts were washed with H₂O and brine, dried and concentrated to give the title cyclic urea of this step.

C. N-(3,4-Dimethyl-5-isoxazolyl)-4'-(2-oxazolyl)-2'-[(3-phenyl-2-oxo-1-imidazolidinyl)methyl][1,1'-biphenyl]-2-sulfonamide

5

To a solution of the title compound of step B in 5.7 mL of CH₃CN, trimethylsilyl chloride (186 mg, 1.71 mmol) was added and followed by NaI (256 mg, 1.71 mmol). The mixture was stirred at room temperature for 30 min.

10 Additional trimethylsilyl chloride (248 mg, 2.28 mmol) and NaI (342 mg, 2.28 mmol) were added in four portions and the reaction mixture was stirred for an additional 1 hr 45 min. The reaction mixture was then added to H₂O and EtOAc. The organic layer was separated and washed with saturated

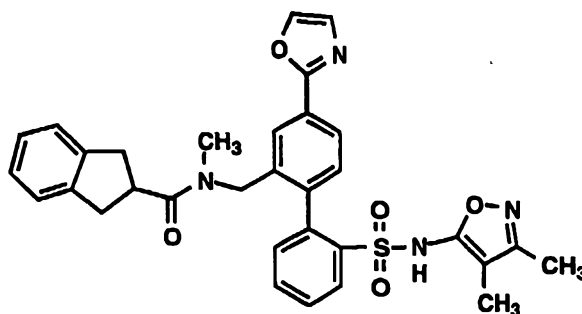
15 aqueous Na₂S₂O₃, brine, dried and concentrated. The residue was purified by preparative HPLC on an ODS S10 column using 30% solvent A (10% MeOH, 90% H₂O, 0.1% TFA) and 70% solvent B (90% MeOH, 10% H₂O, 0.1% TFA) to provide the title compound of this Example (101 mg, 62%, two steps) as a

20 white solid, m.p. 140-150°C (amorphous).

Example 192

N-[[2'-[[[(3,4-Dimethyl-5-isoxazolyl)amino]sulfonyl]-4-(2-oxazolyl)][1,1'-biphenyl]-2-yl]methyl]-2,3-dihydro-N-methyl-1H-indene-2-carboxamide

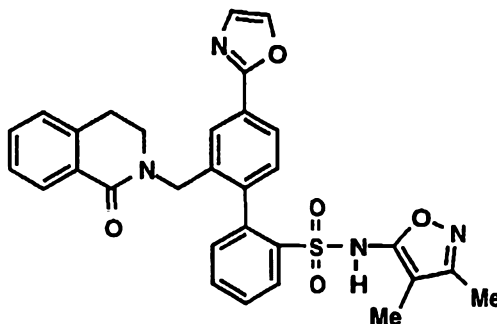
25



carboxylic acid to provide 0.041 g (62%) of a white solid.
m.p. 110-115°C.

Example 193

5 **N-(3,4-Dimethyl-5-isoxazolyl)-4'-(2-oxazolyl)-2'-**
[(1,2,3,4-tetrahydro-1-oxo-2-
isoquinolinyl)methyl][1,1'-biphenyl]-2-sulfonamide



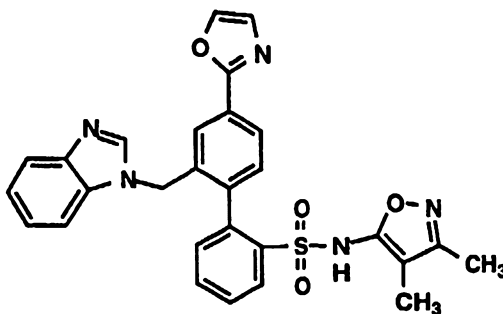
10

The title compound was prepared by a procedure analogous to that described in Example 161. Yield: 45% for two steps. m.p. = 127-135°C (amorphous).

15

Example 194

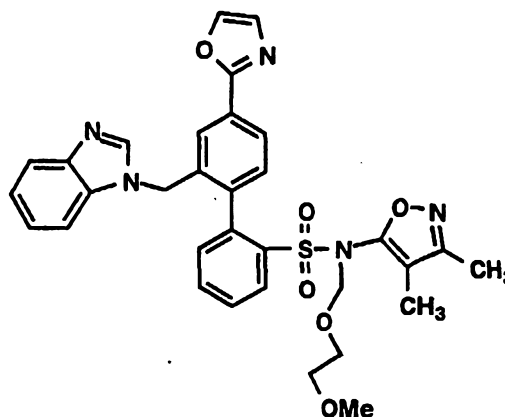
2'-(1H-Benzimidazol-1-ylmethyl)-N-(3,4-dimethyl-5-
isoxazolyl)-4'-(2-oxazolyl)[1,1'-biphenyl]-2-
sulfonamide



20

A. 2'-(1H-Benzimidazol-1-ylmethyl)-N-(3,4-dimethyl-5-isoxazolyl)-N-[(2-methoxyethoxy)methyl]-4'-(2-oxazolyl)[1,1'-biphenyl]-2-sulfonamide

5



To a solution of the title compound of step B of Example 57 (0.068 g, 0.118 mmol) in 1 mL DMF, benzimidazole
 10 (0.017 g, 0.14 mmol) and anhydrous potassium carbonate (0.02 g, 0.14 mmol) were added and the mixture was stirred at room temperature for 24 hrs. The mixture was then added to water and the solution was extracted with EtOAc. The combined organic extracts were washed with water and dried
 15 and evaporated. Chromatography on silica gel using 2:1 hexane:EtOAc afforded 0.056 g (81%) of the title compound of this step as a yellow gum.

B. 2'-(1H-Benzimidazol-1-ylmethyl)-N-(3,4-dimethyl-5-isoxazolyl)-4'-(2-oxazolyl)[1,1'-biphenyl]-2-sulfonamide

20

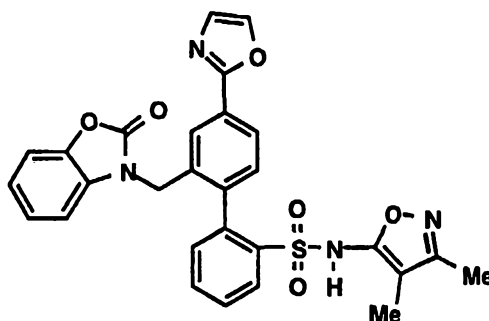
To a solution of the title compound of step A (0.056 g, 0.096 mmol) in 5 mL of ethanol, 5 mL of 6N aqueous
 25 hydrochloric acid was added and the mixture was refluxed for 1 hr. The mixture was neutralized to pH 8 using aqueous sodium bicarbonate and then reacidified to pH 4 using acetic acid. The mixture was then evaporated and the residue was purified by reverse phase preparative HPLC on a

30x500 mm ODS S10 column using 61% solvent B (90% MeOH, 10% H₂O, 0.1% TFA) and 39% solvent A (10% MeOH, 90% H₂O, 0.1% TFA). The appropriate fractions were collected and neutralized with aqueous sodium bicarbonate to pH 7 and concentrated to 10 mL. The solution was then acidified to pH 4 using aqueous sodium bisulfate and the white solid was filtered and dried to provide 0.026 g (52%) of the title compound of this Example as a white solid. m.p 130-135°C.

10

Example 195

2'-[(2,3-Dihydro-2-oxo-3-benzoxazolyl)methyl]-N-(3,4-dimethyl-5-isoxazolyl)-4'-(2-oxazolyl)[1,1'-biphenyl]-2-sulfonamide



15

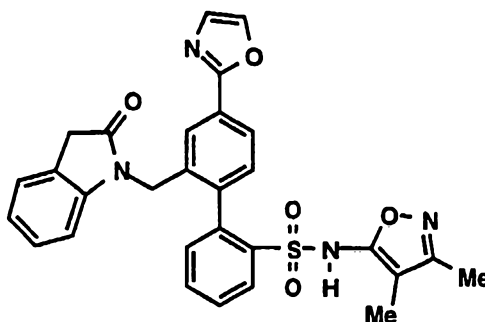
The title compound of this Example was prepared by a procedure analogous to that described in Example 161. Yield: 55% for two steps. m.p. 130-137°C (amorphous).

20

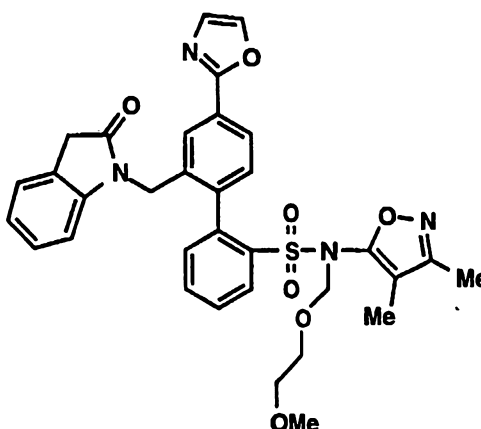
Example 196

2'-[(2,3-Dihydro-2-oxo-1H-indol-1-yl)methyl]-N-(3,4-dimethyl-5-isoxazolyl)-4'-(2-oxazolyl)[1,1'-biphenyl]-2-sulfonamide

25



A. 2'-[(2,3-Dihydro-2-oxo-1H-indol-1-yl)methyl]-N-(3,4-dimethyl-5-isoxazolyl)-N-[(2-methoxyethoxy)methyl]-4'-(2-oxazolyl)[1,1'-biphenyl]-2-sulfonamide



10

To (2-aminophenyl)acetic acid (225 mg, 1.5 mmol), the title compound of step E of Example 21 (256 mg, 0.5 mmol) and 3Å molecular sieves in 5 mL CH₂Cl₂, acetic acid (135 mg, 2.3 mmol) was added followed by sodium triacetoxymethylborohydride (318 mg, 1.5 mmol). The reaction mixture was stirred at room temperature overnight and filtered. The filtrate was washed with H₂O and brine, dried and concentrated. The residue was chromatographed on silica gel using 1:3 hexane/EtOAc to give the title compound of this step (280 mg, 89%) as a gum.

20

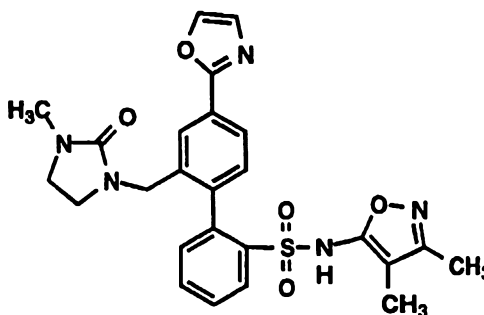
B. 2'-[(2,3-Dihydro-2-oxo-1H-indol-1-yl)methyl]-N-(3,4-dimethyl-5-isoxazolyl)-4'-(2-oxazolyl)[1,1'-biphenyl]-2-sulfonamide

5

To a solution of the title compound of step A (280 mg, 0.45 mmol) in 9 mL of CH₃CN, trimethylsilyl chloride (388 mg, 3.6 mmol) was added and followed by NaI (540 mg, 3.6 mmol). The mixture was stirred at room temperature for 30 min. Additional trimethylsilyl chloride (141 mg, 1.3 mmol) and NaI (195 mg, 1.3 mmol) were added and the reaction was stirred for an additional 2 hr. The reaction mixture was then added to H₂O and EtOAc. The organic layer was separated and washed with saturated aqueous Na₂S₂O₃, brine, dried and concentrated. The residue was purified by preparative HPLC on an ODS S10 column using 32% solvent A (10% MeOH, 90% H₂O, 0.1% TFA) and 68% solvent B (90% MeOH, 10% H₂O, 0.1% TFA) to provide the title compound of this Example (162 mg, 67% for two steps) as a white solid. m.p. >185°C, dec.

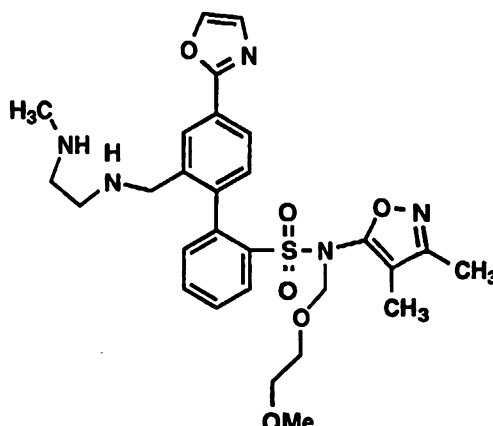
25

Example 197
N-(3,4-dimethyl-5-isoxazolyl)-4'-(2-oxazolyl)-2'-[(2-oxo-3-methyl-1-imidazolidinyl)methyl][1,1'-biphenyl]-2-sulfonamide



A. N-(3,4-Dimethyl-5-isoxazolyl)-N-[(2-methoxyethoxy)methyl]-2'-[[[2-(methylamino)ethyl]aminomethyl]-4'-(2-oxazolyl)][1,1'-biphenyl]-2-sulfonamide

5



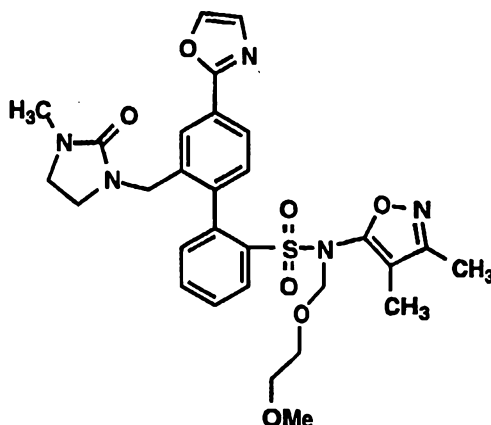
To a solution of 0.3 g (0.586 mmol) of the title compound of step E of Example 21 in 15 mL of CH₂Cl₂, 1 g of 3Å molecular sieves, 0.074 g (0.997 mmol) N-methyl ethylenediamine, and 0.105 g (1.76 mmol) of acetic acid were added and stirred under argon for 10 min. 0.372 g (1.45 mmol) of sodium triacetoxyborohydride was then added to the mixture and stirred at room temperature overnight.

The solution was then filtered through celite and the celite washed with 25 mL of CH₂Cl₂, and the combined filtrate was washed with of water, dried and evaporated to afford 0.33 g (100%) of the title compound of this step as a colorless gum.

20

B. N-(3,4-Dimethyl-5-isoxazolyl)-N-[(2-methoxyethoxy)methyl]-2'-[(3-methyl-2-oxo-1-imidazolidinyl)methyl]-4'-(2-oxazolyl)][1,1'-biphenyl]-2-sulfonamide

25



To a solution of 0.33 g (0.586 mmol) of the title compound of step A in 10 mL of CH_2Cl_2 , 0.104 g (0.645 mmol) carbonyldiimidazole was added. The mixture was stirred at room temperature for 24 hrs. The mixture was then washed with water, dried and evaporated to provide 0.26 g of the title compound of this step as a colorless gum.

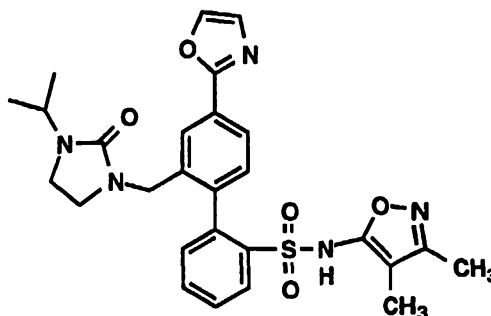
C. N-(3,4-dimethyl-5-isoxazolyl)-4'-(2-oxazolyl)-2'-[(2-oxo-3-methyl-1-imidazolidinyl)methyl][1,1'-biphenyl]-2-sulfonamide

To a solution of the title compound of step B (0.26 g, 0.45 mmol) in 10 mL of 95% ethanol, 10 mL of 6N aqueous hydrochloric acid was added and the solution was refluxed for 1 hr. The mixture was then diluted with water and extracted with EtOAc. The combined organic extracts were then washed once with water and dried and evaporated. The residue was purified by reverse phase preparative HPLC on a 30x500 mm ODS S10 column using 62% solvent B (90% MeOH, 10% H_2O , 0.1% TFA) and 38% solvent A (10% MeOH, 90% H_2O , 0.1% TFA). The appropriate fractions were collected and neutralized with aqueous sodium bicarbonate to pH 7 and concentrated to 5 mL. The solution was then acidified to pH 2 using aqueous sodium bisulfate and the white solid was filtered and dried to provide 0.039 g (17%) of the title

compound of this Example as a white solid. m.p. 105-115°C (amorphous).

Example 198

5 N-(3,4-dimethyl-5-isoxazolyl)-4'-(2-oxazolyl)-2'-
[[2-oxo-3-(1-methylethyl)-1-
imidazolidinyl]methyl][1,1'-biphenyl]-2-sulfonamide



10

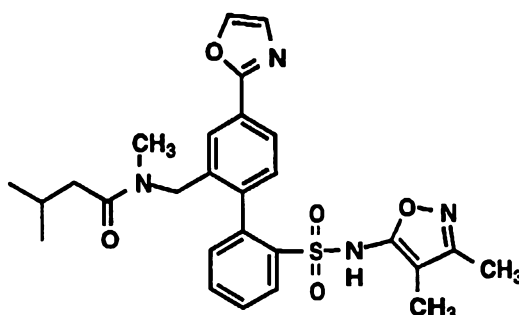
The title compound of this Example was prepared by a three-step method analogous to that described in Example 197 to provide 0.039 g (12% for three steps) of a white solid. m.p. 105-110°C (amorphous).

15

Example 199

N-[[2'-[[[(3,4-dimethyl-5-
isoxazolyl)amino]sulfonyl]-4-(2-oxazolyl)]-1,1'-
biphenyl]-2-yl]methyl]-N,3-dimethylbutanamide

20

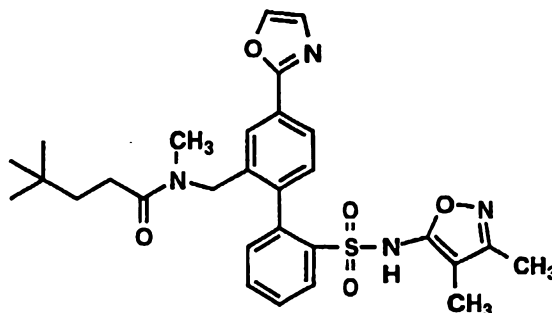


The title compound of this Example was prepared by a procedure analogous to that of Example 28 using isovaleryl

chloride to provide 0.048 g (82%) of a white solid. m.p. 114-122°C.

Example 200

5 **N-[[2'-[[[(4,5-Dimethyl-3-isoxazolyl)amino]sulfonyl]-4-(2-oxazolyl)][1,1'-biphenyl]-2-yl]methyl]-N,4,4-trimethylpentanamide**



10

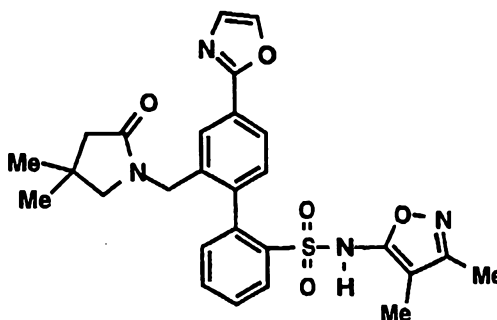
The title compound of this Example was prepared by a procedure analogous to that of Example 28 using chloride 4,4-dimethyl pentanoyl chloride to provide 0.078 g (71%) of a white solid. m.p. 115-122°C.

15

Example 201

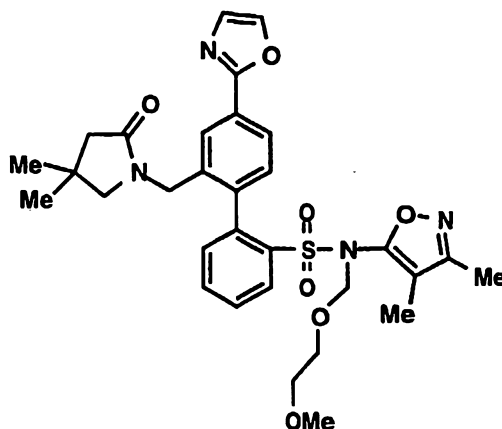
N-(3,4-dimethyl-5-isoxazolyl)-2'-[[4,4-dimethyl-2-oxo-1-pyrrolidinyl]methyl]-4'-(2-oxazolyl)[1,1'-biphenyl]-2-sulfonamide

20



A. N-(3,4-Dimethyl-5-isoxazolyl)-2'-[(4,4-dimethyl-2-oxo-1-pyrrolidinyl)methyl]-N-[(2-methoxyethoxy)methyl]-4'-(2-oxazolyl)[1,1'-biphenyl]-2-sulfonamide

5



To ethyl 4-amino-3,3-dimethyl butyrate (159 mg, 1.0 mmol) and the title compound of step E of Example 21 (256 mg, 0.5 mmol) and 3Å molecular sieves in 5 mL CH₂Cl₂, acetic acid (60 mg, 1.0 mmol) was added followed by sodium triacetoxyborohydride (318 mg, 1.5 mmol). The reaction mixture was stirred at room temperature overnight and filtered. The filtrate was washed with H₂O and brine, dried and concentrated. The residue was chromatographed on silica gel using 1:2.5 hexane/EtOAc to give the title compound of this step (220 mg, 72%) as a gum.

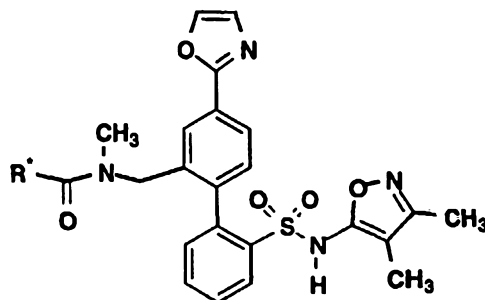
B. N-(3,4-dimethyl-5-isoxazolyl)-2'-[(4,4-dimethyl-2-oxo-1-pyrrolidinyl)methyl]-4'-(2-oxazolyl)[1,1'-biphenyl]-2-sulfonamide

To a solution of the title compound of step A (218 mg, 0.36 mmol) in 7 mL of CH₃CN, trimethylsilyl chloride (315 mg, 2.9 mmol) was added followed by NaI (435 mg, 2.9 mmol). The mixture was stirred at room temperature for 1 hr. Additional trimethylsilyl chloride (158 mg, 1.5 mmol) and

NaI (218 mg, 1.5 mmol) were added and the reaction was stirred for an additional 1 hr and 15 min. The reaction mixture was then added to H₂O and EtOAc. The organic layer was separated and washed with saturated aqueous Na₂S₂O₃,
5 brine, dried and concentrated. The residue was purified by preparative HPLC on an ODS S10 column using 35% solvent A (10% MeOH, 90% H₂O, 0.1% TFA) and 65% solvent B (90% MeOH, 10% H₂O, 0.1% TFA) to provide the title compound of this Example (80 mg, 43% for two steps) as a white solid, m.p.
10 118-125°C.

Examples 202 to 270


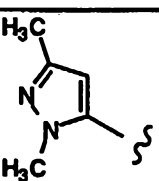
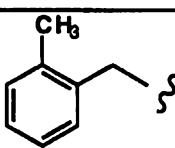
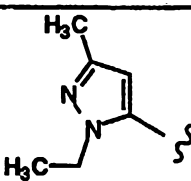
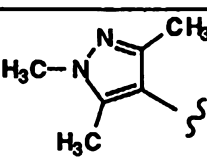
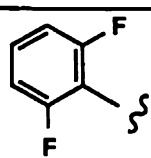
The compounds of Examples 202 to 270 have the
15 structure below where, for each compound, R* is the moiety shown in Table II following.

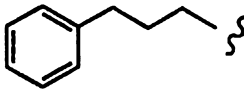
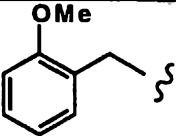
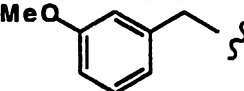
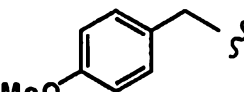
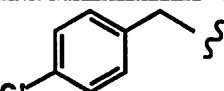
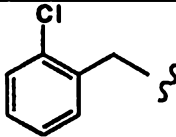
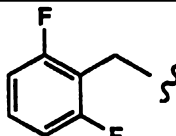
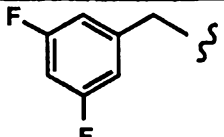


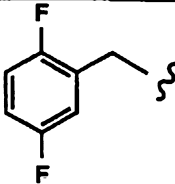
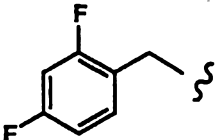
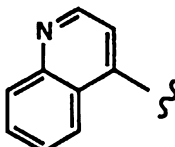
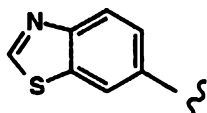
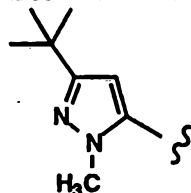
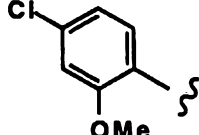
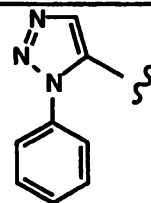
20 These compounds were prepared robotically as follows. To a vial containing an acid R*-COOH (0.075 mmol), a solution of 2'-[(methylamino)methyl]-N-(3,4-dimethyl-5-isoxazolyl)-4'-(2-oxazolyl)[1,1'-biphenyl]-2-sulfonamide, prepared as described in step A of Example 28
25 (32.9 mg, 0.075 mmol) in 0.34 ml CH₂Cl₂ and 0.09 ml DMF was added followed by a solution of 1,3-diisopropylcarbodiimide in CH₂Cl₂ (0.28 N, 0.320 ml, 0.09 mmol). The reaction mixture was vortexed for 3 minutes and let stand at room temperature for 24 hr. The mixture was then loaded onto
30 1.5 g of a Strong Anion Exchange ("SAX", Quaternary Amine)

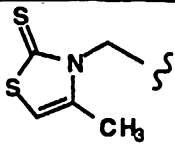
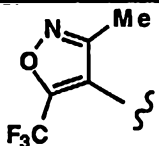
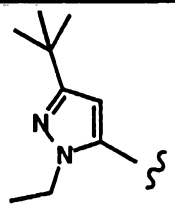
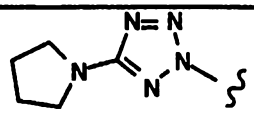
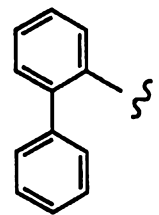
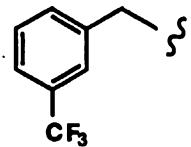
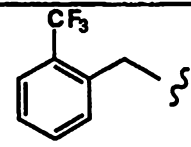
resin and eluted with 20 ml CH₂Cl₂ and then 10 ml 3% TFA in CH₂Cl₂ to give the desired compound.

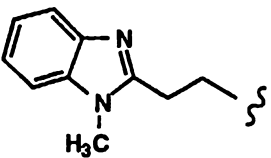

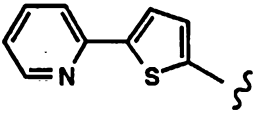
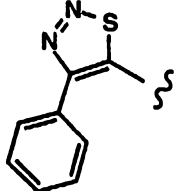
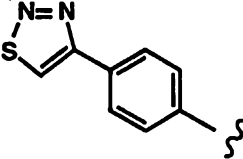
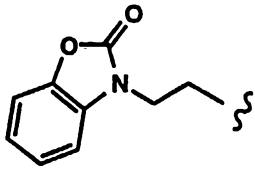
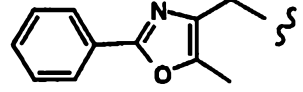
TABLE II

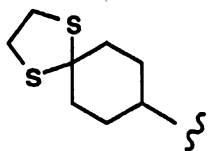

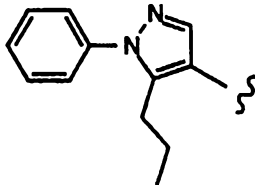
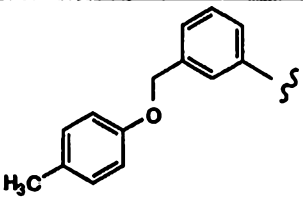
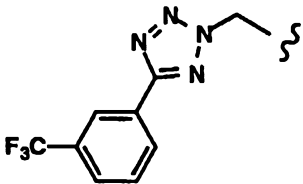
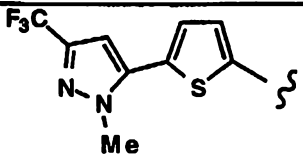
EX. NO.	R*	COMPOUND NAME	HPLC Reten- tion Time (min)Δ
202		N-[[2'-[[[(3,4-Dimethyl-5-isoxazolyl)amino]sulfonyl]-4-(2-oxazolyl)[1,1'-biphenyl]-2-yl]methyl]-N-methylcyclobutanecarboxamide	6.6
203		N-[[2'-[[[(3,4-Dimethyl-5-isoxazolyl)amino]sulfonyl]-4-(2-oxazolyl)[1,1'-biphenyl]-2-yl]methyl]-N,1,3-trimethyl-1H-pyrazole-5-carboxamide	6.6
204		N-[[2'-[[[(3,4-Dimethyl-5-isoxazolyl)amino]sulfonyl]-4-(2-oxazolyl)[1,1'-biphenyl]-2-yl]methyl]-N,2-dimethylbenzeneacetamide	7.3
205		N-[[2'-[[[(3,4-Dimethyl-5-isoxazolyl)amino]sulfonyl]-4-(2-oxazolyl)[1,1'-biphenyl]-2-yl]methyl]-1-ethyl-N,3-dimethyl-1H-pyrazole-5-carboxamide	6.3
206		N-[[2'-[[[(3,4-Dimethyl-5-isoxazolyl)amino]sulfonyl]-4-(2-oxazolyl)[1,1'-biphenyl]-2-yl]methyl]-N,1,3,5-tetramethyl-1H-pyrazole-4-carboxamide	6.7
207		N-[[2'-[[[(3,4-Dimethyl-5-isoxazolyl)amino]sulfonyl]-4-(2-oxazolyl)[1,1'-biphenyl]-2-yl]methyl]-2,6-difluoro-N-methylbenzamide	6.9

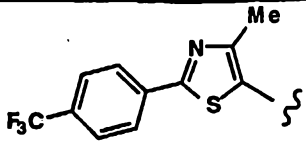
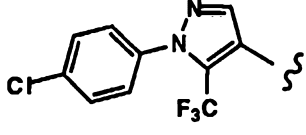
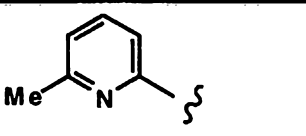

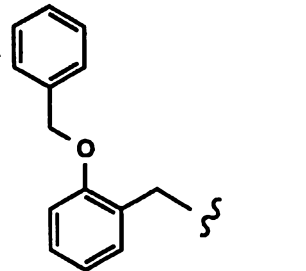
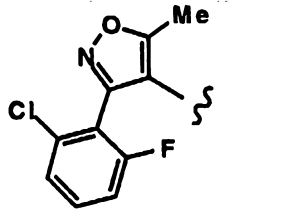
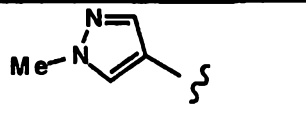
208		N-[[2'-[[[(3,4-Dimethyl-5-isoxazolyl)amino]sulfonyl]-4-(2-oxazolyl)[1,1'-biphenyl]-2-yl]methyl]-N-methylbenzenebutanamide	7.6
209		N-[[2'-[[[(3,4-Dimethyl-5-isoxazolyl)amino]sulfonyl]-4-(2-oxazolyl)[1,1'-biphenyl]-2-yl]methyl]-2-methoxy-N-methylbenzeneacetamide	7.2
210		N-[[2'-[[[(3,4-Dimethyl-5-isoxazolyl)amino]sulfonyl]-4-(2-oxazolyl)[1,1'-biphenyl]-2-yl]methyl]-3-methoxy-N-methylbenzeneacetamide	7.0
211		N-[[2'-[[[(3,4-Dimethyl-5-isoxazolyl)amino]sulfonyl]-4-(2-oxazolyl)[1,1'-biphenyl]-2-yl]methyl]-4-methoxy-N-methylbenzeneacetamide	7.0
212		4-Chloro-N-[[2'-[[[(3,4-dimethyl-5-isoxazolyl)amino]sulfonyl]-4-(2-oxazolyl)[1,1'-biphenyl]-2-yl]methyl]-N-methylbenzeneacetamide	7.5
213		2-Chloro-N-[[2'-[[[(3,4-dimethyl-5-isoxazolyl)amino]sulfonyl]-4-(2-oxazolyl)[1,1'-biphenyl]-2-yl]methyl]-N-methylbenzeneacetamide	7.4
214		N-[[2'-[[[(3,4-Dimethyl-5-isoxazolyl)amino]sulfonyl]-4-(2-oxazolyl)[1,1'-biphenyl]-2-yl]methyl]-2,6-difluoro-N-methylbenzeneacetamide	7.1
215		N-[[2'-[[[(3,4-Dimethyl-5-isoxazolyl)amino]sulfonyl]-4-(2-oxazolyl)[1,1'-biphenyl]-2-yl]methyl]-3,5-difluoro-N-methylbenzeneacetamide	7.2

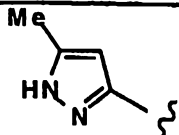
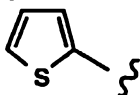
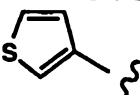
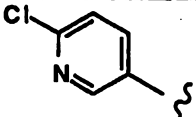
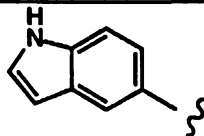
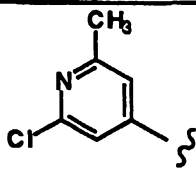
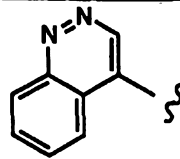
216		N-[[2'-[[[(3,4-Dimethyl-5-isoxazolyl)amino)sulfonyl]-4-(2-oxazolyl)[1,1'-biphenyl]-2-yl)methyl]-2,5-difluoro-N-methylbenzeneacetamide	7.1
217		N-[[2'-[[[(3,4-Dimethyl-5-isoxazolyl)amino)sulfonyl]-4-(2-oxazolyl)[1,1'-biphenyl]-2-yl)methyl]-2,4-difluoro-N-methylbenzeneacetamide	7.2
218		N-[[2'-[[[(3,4-Dimethyl-5-isoxazolyl)amino)sulfonyl]-4-(2-oxazolyl)[1,1'-biphenyl]-2-yl)methyl]-N-methyl-4-quinolinecarboxamide	6.2
219		N-[[2'-[[[(3,4-Dimethyl-5-isoxazolyl)amino)sulfonyl]-4-(2-oxazolyl)[1,1'-biphenyl]-2-yl)methyl]-N-methyl-6-benzothiazolecarboxamide	6.5
220		3-(1,1-Dimethylethyl)-N-[[2'-[[[(3,4-dimethyl-5-isoxazolyl)amino)sulfonyl]-4-(2-oxazolyl)[1,1'-biphenyl]-2-yl)methyl]-N,1-dimethyl-1H-pyrazole-5-carboxamide	7.4
221		4-Chloro-N-[[2'-[[[(3,4-dimethyl-5-isoxazolyl)amino)sulfonyl]-4-(2-oxazolyl)[1,1'-biphenyl]-2-yl)methyl]-2-methoxy-N-methylbenzamide	7.3
222		3-(1,1-Dimethylethyl)-N-[[2'-[[[(3,4-dimethyl-5-isoxazolyl)amino)sulfonyl]-4-(2-oxazolyl)[1,1'-biphenyl]-2-yl)methyl]-N-methyl-1-phenyl-1H-1,2,3-triazole-5-carboxamide	6.6

223		2,3-Dihydro-N-[[2'-[[[(3,4-dimethyl-5-isoxazolyl)amino]sulfonyl]-4-(2-oxazolyl)[1,1'-biphenyl]-2-yl]methyl]-N,4-dimethyl-2-thioxo-3-thiazoleacetamide	6.4
224		N-[[2'-[[[(3,4-Dimethyl-5-isoxazolyl)amino]sulfonyl]-4-(2-oxazolyl)[1,1'-biphenyl]-2-yl]methyl]-N,3-dimethyl-5-(trifluoromethyl)-4-isoxazolecarboxamide	7.2
225		3-(1,1-Dimethylethyl)-N-[[2'-[[[(3,4-dimethyl-5-isoxazolyl)amino]sulfonyl]-4-(2-oxazolyl)[1,1'-biphenyl]-2-yl]methyl]-1-ethyl-N-methyl-1H-pyrazole-5-carboxamide	7.6
226		N-[[2'-[[[(3,4-Dimethyl-5-isoxazolyl)amino]sulfonyl]-4-(2-oxazolyl)[1,1'-biphenyl]-2-yl]methyl]-N-methyl-5-(1-pyrrolidinyl)-2H-tetrazole-2-acetamide	6.6
227		N-[[2'-[[[(3,4-Dimethyl-5-isoxazolyl)amino]sulfonyl]-4-(2-oxazolyl)[1,1'-biphenyl]-2-yl]methyl]-N-methyl[1,1'-biphenyl]-2-carboxamide	7.5
228		N-[[2'-[[[(3,4-Dimethyl-5-isoxazolyl)amino]sulfonyl]-4-(2-oxazolyl)[1,1'-biphenyl]-2-yl]methyl]-N-methyl-3-(trifluoromethyl)benzeneacetamide	7.5
229		N-[[2'-[[[(3,4-Dimethyl-5-isoxazolyl)amino]sulfonyl]-4-(2-oxazolyl)[1,1'-biphenyl]-2-yl]methyl]-N-methyl-2-(trifluoromethyl)benzeneacetamide	7.5

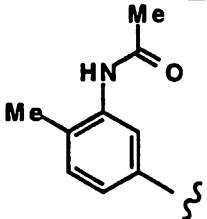
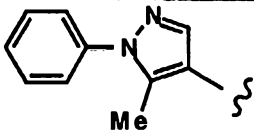
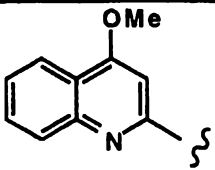
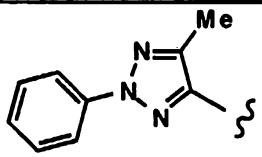
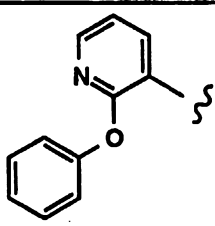
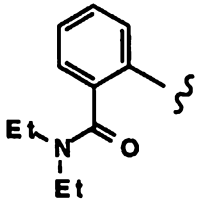
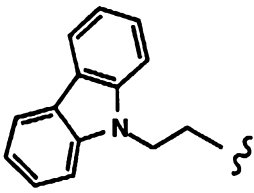
230		N-[[2'-[[[(3,4-Dimethyl-5-isoxazolyl)amino]sulfonyl]-4-(2-oxazolyl)[1,1'-biphenyl]-2-yl]methyl]-N,1-dimethyl-1H-benzimidazole-2-propanamide	5.6
231		N-[[2'-[[[(3,4-Dimethyl-5-isoxazolyl)amino]sulfonyl]-4-(2-oxazolyl)[1,1'-biphenyl]-2-yl]methyl]-N,2-dimethyl-4-(trifluoromethyl)-3-pyridinecarboxamide	7.1
232		N-[[2'-[[[(3,4-Dimethyl-5-isoxazolyl)amino]sulfonyl]-4-(2-oxazolyl)[1,1'-biphenyl]-2-yl]methyl]-N-methyl-5-(2-pyridinyl)-2-thiophenecarboxamide	7.0
233		N-[[2'-[[[(3,4-Dimethyl-5-isoxazolyl)amino]sulfonyl]-4-(2-oxazolyl)[1,1'-biphenyl]-2-yl]methyl]-N-methyl-4-phenyl-1,2,3-thiadiazole-5-carboxamide	7.2
234		N-[[2'-[[[(3,4-Dimethyl-5-isoxazolyl)amino]sulfonyl]-4-(2-oxazolyl)[1,1'-biphenyl]-2-yl]methyl]-N-methyl-4-(1,2,3-thiadiazol-4-yl)benzamide	6.9
235		N-[[2'-[[[(3,4-Dimethyl-5-isoxazolyl)amino]sulfonyl]-4-(2-oxazolyl)[1,1'-biphenyl]-2-yl]methyl]-N-methyl-2-oxo-3(2H)-benzoxazolepropanamide	6.9
236		N-[[2'-[[[(3,4-Dimethyl-5-isoxazolyl)amino]sulfonyl]-4-(2-oxazolyl)[1,1'-biphenyl]-2-yl]methyl]-N,5-dimethyl-2-phenyl-4-oxazoleacetamide	7.6

237		N-[[2'-[[[(3,4-Dimethyl-5-isoxazolyl)amino]sulfonyl]-4-(2-oxazolyl)[1,1'-biphenyl]-2-yl]methyl]-N-methyl-1,4-dithiaspiro[4.5]decane-8-carboxamide	7.5
238		4-Chloro-N-[[2'-[[[(3,4-dimethyl-5-isoxazolyl)amino]sulfonyl]-4-(2-oxazolyl)[1,1'-biphenyl]-2-yl]methyl]-N,1,3-trimethyl-1H-pyrazolo[3,4-b]pyridine-5-carboxamide	7.0
239		N-[[2'-[[[(3,4-Dimethyl-5-isoxazolyl)amino]sulfonyl]-4-(2-oxazolyl)[1,1'-biphenyl]-2-yl]methyl]-N-methyl-1-phenyl-5-propyl-1H-pyrazole-4-acetamide	7.8
240		N-[[2'-[[[(3,4-Dimethyl-5-isoxazolyl)amino]sulfonyl]-4-(2-oxazolyl)[1,1'-biphenyl]-2-yl]methyl]-N-methyl-3-[(4-methylphenoxy)methyl]benzamide	8.1
241		N-[[2'-[[[(3,4-Dimethyl-5-isoxazolyl)amino]sulfonyl]-4-(2-oxazolyl)[1,1'-biphenyl]-2-yl]methyl]-N-methyl-5-[3-(trifluoromethyl)phenyl]-2H-tetrazole-2-acetamide	7.7
242		N-[[2'-[[[(3,4-Dimethyl-5-isoxazolyl)amino]sulfonyl]-4-(2-oxazolyl)[1,1'-biphenyl]-2-yl]methyl]-N-methyl-5-[1-methyl-3-(trifluoromethyl)-1H-pyrazol-5-yl]-2-thiophenecarboxamide	7.9

243		N-[[2'-[[[(3,4-Dimethyl-5-isoxazolyl)amino)sulfonyl]-4-(2-oxazolyl)[1,1'-biphenyl]-2-yl]methyl]-N,4-dimethyl-5-[3-(trifluoromethyl)phenyl]-5-thiazoleacetamide	8.2
244		1-(4-Chlorophenyl)-N-[[2'-[[[(3,4-dimethyl-5-isoxazolyl)amino)sulfonyl]-4-(2-oxazolyl)[1,1'-biphenyl]-2-yl]methyl]-N-methyl-5-(trifluoromethyl)-1H-pyrazole-4-carboxamide	7.8
245		N-[[2'-[[[(3,4-Dimethyl-5-isoxazolyl)amino)sulfonyl]-4-(2-oxazolyl)[1,1'-biphenyl]-2-yl]methyl]-N,6-dimethyl-2-pyridinecarboxamide	7.0
246		N-[[2'-[[[(3,4-Dimethyl-5-isoxazolyl)amino)sulfonyl]-4-(2-oxazolyl)[1,1'-biphenyl]-2-yl]methyl]-N-methyl-2-thiopheneacetamide	7.5
247		N-[[2'-[[[(3,4-Dimethyl-5-isoxazolyl)amino)sulfonyl]-4-(2-oxazolyl)[1,1'-biphenyl]-2-yl]methyl]-N-methyl-2-(phenylmethoxy)benzeneacetamide	8.6
248		3-(2-Chloro-6-fluorophenyl)-N-[[2'-[[[(3,4-dimethyl-5-isoxazolyl)amino)sulfonyl]-4-(2-oxazolyl)[1,1'-biphenyl]-2-yl]methyl]-N,5-dimethyl-4-isoxazolecarboxamide	7.8
249		N-[[2'-[[[(3,4-Dimethyl-5-isoxazolyl)amino)sulfonyl]-4-(2-oxazolyl)[1,1'-biphenyl]-2-yl]methyl]-N,1-dimethyl-1H-pyrazole-4-carboxamide	6.7

250		N-[[2'-[[[(3,4-Dimethyl-5-isoxazolyl)amino)sulfonyl]-4-(2-oxazolyl)[1,1'-biphenyl]-2-yl)methyl]-N,5-dimethyl-1H-pyrazole-3-carboxamide	6.8
251		N-[[2'-[[[(3,4-Dimethyl-5-isoxazolyl)amino)sulfonyl]-4-(2-oxazolyl)[1,1'-biphenyl]-2-yl)methyl]-N-methyl-2-thiophenecarboxamide	7.4
252		N-[[2'-[[[(3,4-Dimethyl-5-isoxazolyl)amino)sulfonyl]-4-(2-oxazolyl)[1,1'-biphenyl]-2-yl)methyl]-N-methyl-3-thiophenecarboxamide	7.3
253		6-Chloro-N-[[2'-[[[(3,4-Dimethyl-5-isoxazolyl)amino)sulfonyl]-4-(2-oxazolyl)[1,1'-biphenyl]-2-yl)methyl]-N-methyl-3-pyridinecarboxamide	7.2
254		N-[[2'-[[[(3,4-Dimethyl-5-isoxazolyl)amino)sulfonyl]-4-(2-oxazolyl)[1,1'-biphenyl]-2-yl)methyl]-N-methyl-1H-indole-5-carboxamide	7.4
255		2-Chloro-N-[[2'-[[[(3,4-dimethyl-5-isoxazolyl)amino)sulfonyl]-4-(2-oxazolyl)[1,1'-biphenyl]-2-yl)methyl]-N,6-dimethyl-4-pyridinecarboxamide	7.3
256		N-[[2'-[[[(3,4-Dimethyl-5-isoxazolyl)amino)sulfonyl]-4-(2-oxazolyl)[1,1'-biphenyl]-2-yl)methyl]-N-methyl-4-cinnolinecarboxamide	7.1

257		N-[[2'-[[[(3,4-Dimethyl-5-isoxazolyl)amino]sulfonyl]-4-(2-oxazolyl)[1,1'-biphenyl]-2-yl]methyl]-N-methyl-1H-indole-1-acetamide	7.8
258		N-[[2'-[[[(3,4-Dimethyl-5-isoxazolyl)amino]sulfonyl]-4-(2-oxazolyl)[1,1'-biphenyl]-2-yl]methyl]-N-methyl-1H-indole-3-acetamide	7.6
259		2,3-Dihydro-N-[[2'-[[[(3,4-dimethyl-5-isoxazolyl)amino]sulfonyl]-4-(2-oxazolyl)[1,1'-biphenyl]-2-yl]methyl]-N-methyl-1H-indene-2-acetamide	8.4
260		N-[[2'-[[[(3,4-Dimethyl-5-isoxazolyl)amino]sulfonyl]-4-(2-oxazolyl)[1,1'-biphenyl]-2-yl]methyl]-5-fluoro-N-methyl-1H-indole-2-carboxamide	8.2
261		N-[[2'-[[[(3,4-Dimethyl-5-isoxazolyl)amino]sulfonyl]-4-(2-oxazolyl)[1,1'-biphenyl]-2-yl]methyl]-3,5-dimethoxy-N-methylbenzamide	7.7
262		5-Chloro-N-[[2'-[[[(3,4-dimethyl-5-isoxazolyl)amino]sulfonyl]-4-(2-oxazolyl)[1,1'-biphenyl]-2-yl]methyl]-2-methoxy-N-methylbenzamide	7.9
263		2,6-Dichloro-N-[[2'-[[[(3,4-dimethyl-5-isoxazolyl)amino]sulfonyl]-4-(2-oxazolyl)[1,1'-biphenyl]-2-yl]methyl]-N-methyl-3-pyridinecarboxamide	7.6

264		3-(Acetylamino)-N-[[2'-[[[(3,4-dimethyl-5-isoxazolyl)amino]sulfonyl]-4-(2-oxazolyl)[1,1'-biphenyl]-2-yl]methyl]-N,4-dimethylbenzamide	7.0
265		N-[[2'-[[[(3,4-Dimethyl-5-isoxazolyl)amino]sulfonyl]-4-(2-oxazolyl)[1,1'-biphenyl]-2-yl]methyl]-N,5-dimethyl-1-phenyl-1H-pyrazole-4-carboxamide	7.6
266		N-[[2'-[[[(3,4-Dimethyl-5-isoxazolyl)amino]sulfonyl]-4-(2-oxazolyl)[1,1'-biphenyl]-2-yl]methyl]-4-methoxy-N-methyl-2-quinolinecarboxamide	7.7
267		N-[[2'-[[[(3,4-Dimethyl-5-isoxazolyl)amino]sulfonyl]-4-(2-oxazolyl)[1,1'-biphenyl]-2-yl]methyl]-N,5-dimethyl-2-phenyl-2H-1,2,3-triazole-4-carboxamide	8.5
268		N-[[2'-[[[(3,4-Dimethyl-5-isoxazolyl)amino]sulfonyl]-4-(2-oxazolyl)[1,1'-biphenyl]-2-yl]methyl]-N-methyl-2-phenoxy-3-pyridinecarboxamide	7.6
269		N-[[2'-[[[(3,4-Dimethyl-5-isoxazolyl)amino]sulfonyl]-4-(2-oxazolyl)[1,1'-biphenyl]-2-yl]methyl]-N',N'-diethyl-N-methyl-1,2-benzenedicarboxamide	7.6
270		N-[[2'-[[[(3,4-Dimethyl-5-isoxazolyl)amino]sulfonyl]-4-(2-oxazolyl)[1,1'-biphenyl]-2-yl]methyl]-N-methyl-9H-fluorene-9-propanamide	8.8

Δ HPLC Conditions:

Column: YMC S3 ODS 4.6x50mm

Gradient elution of 0-100%B over 8 min and held at 100%B for 3 min.

5 Flow rate: 2.5 ml/min

A: 10% MeOH-90% water-0.2% H₃PO₄B: 90% MeOH-10% water-0.2% H₃PO₄

Detection Wavelength: 254 nm

10

Examples 271 to 283

The compounds of Examples 271 to 283 have the structure below where, for each compound, R^{*} is the moiety shown in Table III following. These compounds were prepared by a method analogous to that described in Example 164.

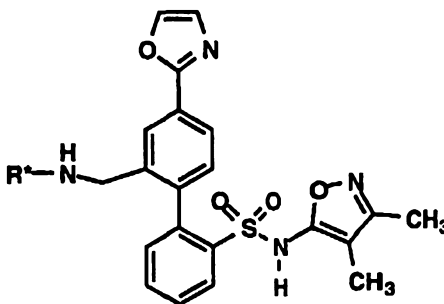
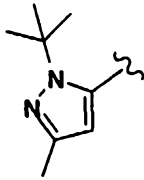
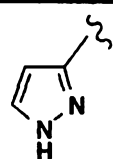
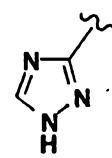
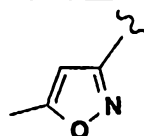
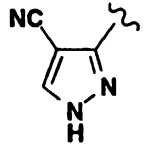
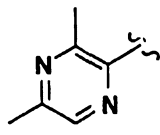
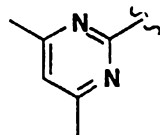
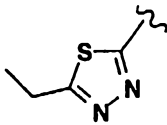
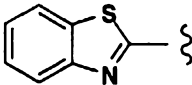
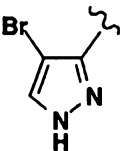
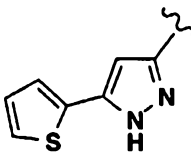
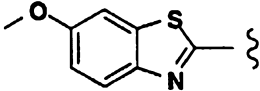
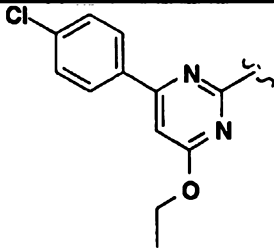


TABLE III

EX. NO.	R*	COMPOUND NAME	HPLC Retention Time (min)Δ
271		2'-[[[1-(1,1-Dimethylethyl)-3-methyl-1H-pyrazol-5-yl]amino)methyl]-N-(3,4-dimethyl-5-isoxazolyl)-4'-(2-oxazolyl)[1,1'-biphenyl]-2-sulfonamide	11.0ΔΔ
272		N-(3,4-Dimethyl-5-isoxazolyl)-4'-(2-oxazolyl)-2'-[[1H-pyrazol-3-ylamino)methyl][1,1'-biphenyl]-2-sulfonamide	5.5
273		N-(3,4-Dimethyl-5-isoxazolyl)-4'-(2-oxazolyl)-2'-[[1H-1,2,4-triazol-3-ylamino)methyl][1,1'-biphenyl]-2-sulfonamide	5.3
274		N-(3,4-Dimethyl-5-isoxazolyl)-2'-[[5-methyl-3-oxazolyl]amino)methyl]-4'-(2-oxazolyl)[1,1'-biphenyl]-2-sulfonamide	6.8
275		2'-[[[4-Cyano-1H-pyrazol-3-yl]amino)methyl]-N-(3,4-dimethyl-5-isoxazolyl)-4'-(2-oxazolyl)[1,1'-biphenyl]-2-sulfonamide	6.4
276		N-(3,4-Dimethyl-5-isoxazolyl)-2'-[[3,5-dimethyl-2-pyrazinyl]amino)methyl]-4'-(2-oxazolyl)[1,1'-biphenyl]-2-sulfonamide	6.5
277		N-(3,4-Dimethyl-5-isoxazolyl)-2'-[[3,5-dimethyl-2-pyrimidinyl]amino)methyl]-4'-(2-oxazolyl)[1,1'-biphenyl]-2-sulfonamide	5.9

278		N-(3,4-Dimethyl-5-isoxazolyl)-2'-[[[5-ethyl-1,3,4-thiadiazol-2-yl)amino)methyl]-4'-(2-oxazolyl)[1,1'-biphenyl]-2-sulfonamide	6.5
279		2'-[(2-Benzothiazolylamino)methyl]-N-(3,4-dimethyl-5-isoxazolyl)-4'-(2-oxazolyl)[1,1'-biphenyl]-2-sulfonamide	6.8
280		2'-[[[4-Bromo-1H-pyrazol-3-yl)amino)methyl]-N-(3,4-dimethyl-5-isoxazolyl)-4'-(2-oxazolyl)[1,1'-biphenyl]-2-sulfonamide	6.9
281		N-(3,4-Dimethyl-5-isoxazolyl)-4'-(2-oxazolyl)-2'-[[[5-(2-thienyl)-1H-pyrazol-3-yl)amino)methyl][1,1'-biphenyl]-2-sulfonamide	6.7
282		N-(3,4-Dimethyl-5-isoxazolyl)-2'-[[[6-methoxy-2-benzothiazolyl)amino)methyl]-4'-(2-oxazolyl)[1,1'-biphenyl]-2-sulfonamide	6.7
283		2'-[[[4-(4-Chlorophenyl)-6-ethoxy-2-pyrimidinyl)amino)methyl]-N-(3,4-dimethyl-5-isoxazolyl)-4'-(2-oxazolyl)[1,1'-biphenyl]-2-sulfonamide	8.2

Δ HPLC Conditions:

Column: YMC S3 ODS 4.6x50mm

Gradient elution of 0-100%B over 8 min and held at 100% B
5 for 3 min.

Flow rate: 2.5 mL/min

A: 10% MeOH-90% water-0.2% H₃PO₄

B: 90%MeOH-10% water-0.2% H₃PO₄

Detection Wavelength: 217 nm

5 **ΔΔ HPLC Conditions:**

Column: YMC S3 ODS 4.6x150mm

Gradient elution of 40-100% B over 25 min and held at 100% B for 5 min.

Flow rate: 1.5 mL/min

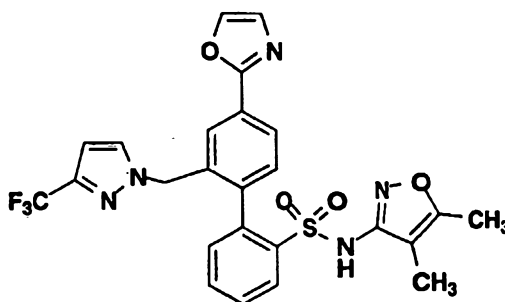
10 A: 10% MeOH-90% water-0.2% H₃PO₄

B: 90%MeOH-10% water-0.2% H₃PO₄

Detection Wavelength: 217 nm

Example 284

15 **N-(4,5-dimethyl-3-isoxazolyl)-4'-(2-oxazolyl)-2'-**
[[3-(trifluoromethyl)-1H-pyrazol-1-yl]methyl][1,1'-
biphenyl]-2-sulfonamide



20

A. 4,5-Dimethyl-3-isoxazoline
hydrochloride

To (4,5-dimethyl-3-isoxazolyl)carbamic acid 1,1-dimethylethyl ester (25.0 g, 117.79 mmol, prepared as
 25 described in Konoike, T. et al., *Tet. Lett.*, 37, 3339-3342 (1996)) in a flask, 100 ml 4N HCl in dioxane was added. The mixture was stirred at room temperature for 5 hrs and concentrated to give the title compound of this step as a solid which was used in the next step without further
 30 purification.

B. 2-Bromo-N-(4,5-dimethyl-3-isoxazolyl)benzenesulfonamide

To the entirety of the solid obtained in step A and
5 4-dimethylaminopyridine (1.44 g, 11.78 mmol) in 79 ml
pyridine at 0°C, 2-bromobenzenesulfonyl chloride (28.59 g,
111.90 mmol) was added in portions over 10 minutes. The
mixture was stirred at 40°C for 6.5 hrs and concentrated.
The residue was dissolved in 300 ml MeOH, 1000 ml 3%
10 aqueous NaHCO₃ solution was added, and the mixture was
concentrated *in vacuo* to remove most of the MeOH. The
solid was filtered off and the aqueous filtrate was
acidified to pH 1 with 6N HCl at 0°C, and extracted with
EtOAc (2x400 ml). The extracts were washed with 100 ml 1N
15 HCl, 100 ml H₂O and 100 ml brine, dried and concentrated to
give the title compound of this step (34.32 g, ~95% pure,
yield 84% for two steps). R_f=0.57, silica gel, 1:1
hexane/EtOAc.

20 **C. 2-Bromo-N-(4,5-dimethyl-3-isoxazolyl)-N-
[(2-methoxyethoxy)methyl]benzene-
sulfonamide**

To the title compound of step B (32.60 g, 102.78
mmol) in 343 ml DMF at 0°C, NaH (60% in mineral oil, 4.93
25 g, 123.34 mmol) was added in portions. After stirring at
room temperature for 30 minutes, the mixture was cooled
with an ice-salt bath (-15°C) and 2-methoxyethoxymethyl
chloride (16.00 g, 128.48 mmol) was added dropwise over 20
minutes. The reaction was stirred with an ice-salt bath
30 for 20 minutes and then at room temperature for 1.5 hrs.
1400 ml 1:1 hexane/EtOAc was added to the reaction mixture.
The organic layer was separated and washed with 2x800 ml
water, 400 ml brine and dried and concentrated. The
residue was chromatographed on silica gel using 2.5:1

hexane/EtOAc to afford the title compound of this step (32.12 g, 75%) as an oil.

D. N-(4,5-Dimethyl-3-isoxazolyl)-2'-formyl-N-[(2-methoxyethoxy)methyl]-4'-(2-oxazolyl)[1,1'-biphenyl]-2-sulfonamide

To a solution of the title compound of step C (22.16 g, 52.85 mmol) in 264 ml THF at -95°C, n-butyl lithium (2M solution in pentane, 29.07 ml, 58.14 mmol) was added. The mixture was stirred at -95°C for 10 minutes and trimethylborate (6.59 g, 63.42 mmol) was added and stirred at -78°C for 15 minutes. The cold bath was removed and the mixture was warmed to room temperature slowly and stirred at room temperature for 0.5 hr. The mixture was then cooled to 0°C and 100 ml 3N HCl was added dropwise. After stirring for 30 minutes, the mixture was extracted with CH₂Cl₂ (300 ml, 100 ml). The combined organic extracts were washed with 30 ml brine, dried and concentrated to give 2-borono-N-(4,5-dimethyl-3-isoxazolyl)-N-[(2-methoxyethoxy)methyl]benzene-sulfonamide as a gum.

To the 2-borono-N-(4,5-dimethyl-3-isoxazolyl)-N-[(2-methoxyethoxy)methyl]benzenesulfonamide and the title compound of step D of Example 21 (13.32 g, 58.14 mmol) in 264 ml of toluene and 132 ml of 95% ethanol ("EtOH"), 106 ml 2M aqueous sodium carbonate and tetrakis(triphenylphosphine)palladium(0) (6.11 g, 5.29 mmol) were added and the reaction mixture heated under argon at 85°C for 4 hrs, cooled and diluted with 250 ml of EtOAc. The organic layer was separated and washed with 100 ml H₂O and 50 ml brine, dried and concentrated. The residue was chromatographed on silica gel using 1:1 hexane/EtOAc to afford the title compound of this step (16.95 g, 62.7% for two steps) as a colorless gum.

E. N-(4,5-Dimethyl-3-isoxazolyl)-2'-(hydroxymethyl)-N-[(2-methoxyethoxy)methyl]-4'-(2-oxazolyl)[1,1'-biphenyl]-2-sulfonamide

5 To a solution of the title compound of step D (0.37 g, 0.76 mmol) in 10 mL of MeOH at room temperature, sodium borohydride (0.035 g, 0.93 mmol) was added and the mixture stirred for 2 hours. The clear solution was then concentrated to 5 mL and diluted with 100 mL of water and
10 the aqueous solution was extracted with 3 x 100 mL of EtOAc. The combined organic extracts were then washed once with water and dried and evaporated to provide 0.3 g (95%) of the title compound of this step as a colorless gum.

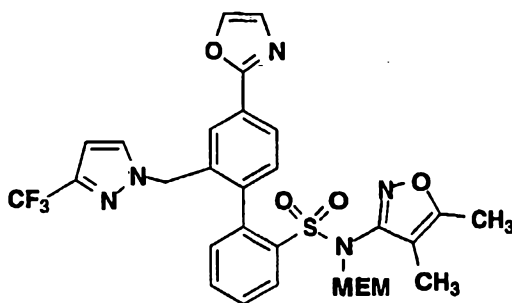
15 F. 2'-(Bromomethyl)-N-(4,5-dimethyl-3-isoxazolyl)-N-[(2-methoxyethoxy)methyl]-4'-(2-oxazolyl)[1,1'-biphenyl]-2-sulfonamide

To a solution of the title compound of step E (0.37 g, 0.72 mmol) in 5 mL of DMF at 5°C, triphenylphosphine
20 (0.283 g, 1.08 mmol) and carbon tetrabromide (0.358 g, 1.08 mmol) were added and the mixture stirred for 5 hours. The solution was then diluted with 100 mL of water and the aqueous solution was extracted with 3 x 100 mL of EtOAc.
25 The combined organic extracts were then washed once with water and dried and evaporated. The residue thus obtained was chromatographed on 20 g of silica gel using 2:1 hexane:EtOAc to afford 0.285 g (69%) of the title compound of this step.

30

G. 2'-[[2,3-Dihydro-3-(trifluoromethyl)-1H-pyrazol-1-yl]methyl]-N-(4,5-dimethyl-3-isoxazolyl)-N-[(2-methoxyethoxy)methyl]-4'-(2-oxazolyl)[1,1'-biphenyl]-2-sulfonamide

35



5 To a solution of 3-trifluoromethylpyrazole (0.0425 g, 0.312 mmol) in 1 mL of DMF, NaH (60% suspension in mineral oil, 0.0125 g, 0.312 mmol) was added and the mixture was stirred at room temperature under argon for 10 minutes. The title compound of step F (0.12 g, 0.208 mmol) was then added and the mixture was stirred for 16 hours. The mixture was then added to 20 mL water and the solution was extracted with 3 x 25 mL EtOAc. The combined organic extracts were washed with water and dried and evaporated to afford 0.13 g (100%) of the title compound of this step as a colorless gum.

20 **H. N-(4,5-Dimethyl-3-isoxazolyl)-4'-(2-oxazolyl)-2'-[[3-(trifluoromethyl)-1H-pyrazol-1-yl]methyl][1,1'-biphenyl]-2-sulfonamide**

To a solution of the title compound of step G (0.13 g, 0.31 mmol) in 10 mL of 95% aqueous EtOH, 10 mL of 6N aqueous hydrochloric acid was added and the mixture was refluxed for 1 hour. The mixture was diluted with 25 mL of water and extracted with 3 x 25 mL of EtOAc. The combined organic extracts were then washed once with water and dried and evaporated. The residue was purified by reverse phase preparative HPLC on a 30 x 500 mm ODS S10 column using 78% solvent B (90% MeOH, 10% H₂O, 0.1% TFA) and 22% solvent A (10% MeOH, 90% H₂O, 0.1% TFA). The appropriate fractions were collected and neutralized with aqueous sodium


bicarbonate to pH 7 and concentrated to 5 mL. The solution was then acidified to pH 2 using aqueous sodium bisulfate and the white solid was filtered and dried to provide 0.063 g (89%) of the title compound of this Example as a white
5 solid, m.p. 89-99°C (amorphous).

Throughout the description and claims of this specification, the word "comprise" and variations of the word, such as "comprising" and "comprises", is
10 not intended to exclude other additives, components, integers or steps.

89-99°C

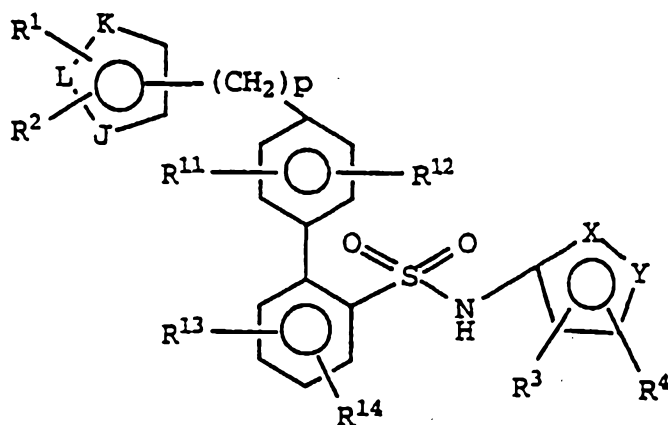
0.063 g

89-99°C



The claims defining the invention are as follows:

1. A compound of the formula



5

I

or an enantiomer, diastereomer or pharmaceutically acceptable salt thereof, wherein:

one of X and Y is N and the other is O;


10 R^1 , R^2 , R^3 and R^4 are each directly bonded to a ring carbon and are each independently

- (a) hydrogen;
- (b) alkyl, alkenyl, alkynyl, alkoxy, cycloalkyl, cycloalkylalkyl, cycloalkenyl, cycloalkenylalkyl, aryl, aryloxy, aralkyl or aralkoxy, any of which may be substituted with Z^1 , Z^2 and Z^3 ;
- (c) halo;
- (d) hydroxyl;
- (e) cyano;
- (f) nitro;
- (g) $-C(O)H$ or $-C(O)R^5$;
- (h) $-CO_2H$ or $-CO_2R^5$;
- (i) $-Z^4-NR^6R^7$;
- (j) $-Z^4-N(R^{10})-Z^5-NR^8R^9$; or
- (k) R^3 and R^4 together may also be alkylene or alkenylene, either of which may be substituted with Z^1 , Z^2 and Z^3 , completing a 4- to 8-membered saturated, unsaturated or aromatic

15

20

25



ring together with the carbon atoms to which they are attached;

R⁵ is alkyl, alkenyl, alkynyl, cycloalkyl, cycloalkylalkyl, cycloalkenyl, cycloalkenylalkyl, aryl or
5 aralkyl, any of which may be substituted with Z¹, Z² and Z³;

R⁶, R⁷, R⁸, R⁹ and R¹⁰ are each independently

- (a) hydrogen; or
- (b) alkyl, cycloalkyl, cycloalkylalkyl,
10 cycloalkenylalkyl, aryl or aralkyl, any of which may be substituted with Z¹, Z² and Z³; or

R⁶ and R⁷ together may be alkylene or alkenylene, either of which may be substituted with Z¹, Z² and Z³, completing a 3- to 8-membered saturated or unsaturated ring
15 together with the nitrogen atom to which they are attached; or any two of R⁸, R⁹ and R¹⁰ together are alkylene or alkenylene, either of which may be substituted with Z¹, Z² and Z³, completing a 3- to 8-membered saturated or unsaturated ring together with the atoms to which they are
20 attached;

R¹¹, R¹², R¹³ and R¹⁴ are each independently

- (a) hydrogen;
- (b) alkyl, alkenyl, alkynyl, alkoxy, cycloalkyl, cycloalkylalkyl,
25 cycloalkenyl, cycloalkenylalkyl, aryl, aryloxy, aralkyl or aralkoxy, any of which may be substituted with Z¹, Z² and Z³,
- modified* (c) heterocycle, substituted heterocycle or heterocycloxy;
- 30 (d) halo;
- (e) hydroxyl;
- (f) cyano;
- (g) nitro;
- (h) -C(O)H or -C(O)R⁵;
- 35 (i) -CO₂H or -CO₂R⁵;
- (j) -SH, -S(O)_nR⁵, -S(O)_m-OH, -S(O)_m-OR⁵, -O-S(O)_m-OR⁵, -O-S(O)_mOH or

- O-S(O)_m-OR⁵;
- (k) -Z⁴-NR⁶R⁷; or
- (l) -Z⁴-N(R¹⁰)-Z⁵-NR⁸R⁹;
- Z¹, Z² and Z³ are each independently
- 5 (a) hydrogen;
- (b) halo;
- (c) hydroxy;
- (d) alkyl;
- (e) alkenyl;
- 10 ^{2, 3, 4, 5} (f) aryl;
- (g) aralkyl;
- (h) alkoxy;
- (i) aryloxy;
- (j) aralkoxy;
- 15 ^{2, 3, 4, 5} (k) heterocycle, substituted heterocycle or heterocyclooxy;
- (l) -SH, -S(O)_nZ⁶, -S(O)_m-OH, -S(O)_m-OZ⁶,
-O-S(O)_m-Z⁶, -O-S(O)_mOH or -O-S(O)_m-OZ⁶;
- (m) oxo;
- 20 (n) nitro;
- (o) cyano;
- (p) -C(O)H or -C(O)Z⁶;
- (q) -CO₂H or -CO₂Z⁶;
- (r) -Z⁴-NZ⁷Z⁸;
- 25 (s) -Z⁴-N(Z¹¹)-Z⁵-H;
- (t) -Z⁴-N(Z¹¹)-Z⁵-Z⁶; or
- (u) -Z⁴-N(Z¹¹)-Z⁵-NZ⁷Z⁸;
- Z⁴ and Z⁵ are each independently
- (a) a single bond;
- 30 (b) -Z⁹-S(O)_n-Z¹⁰-;
- (c) -Z⁹-C(O)-Z¹⁰-;
- (d) -Z⁹-C(S)-Z¹⁰-;
- (e) -Z⁹-O-Z¹⁰-;
- (f) -Z⁹-S-Z¹⁰-;
- 35 (g) -Z⁹-O-C(O)-Z¹⁰-; or
- (h) -Z⁹-C(O)-O-Z¹⁰-;

But
not
to
5 z^6 is alkyl; alkyl substituted with one to three groups selected from halogen, aryl, aryloxy and alkoxy; alkenyl; alkynyl; cycloalkyl; cycloalkyl substituted with one to three groups selected from alkyl, aryl, alkenyl and alkoxyaryl; cycloalkyl to which is fused a benzene ring; aryloxy substituted with one or two halogens; cycloalkylalkyl; cycloalkenyl; cycloalkenylalkyl; aryl; aryl substituted with methylenedioxy or one to four groups selected from alkyl, dialkylamino, cyano, halogen,
10 trihaloalkyl, alkoxy, trihaloalkoxy, dialkylaminocarbonyl, alkylcarbonylamino, arylalkoxy, aryloxyalkyl, alkylaryloxyalkyl and heterocycle; or heterocycle or substituted heterocycle;

not
to
15 z^7 and z^8 are each independently hydrogen, alkyl, cycloalkyl, cycloalkylalkyl, cycloalkenylalkyl, aryl or aralkyl, or z^7 and z^8 together are alkylene or alkenylene, completing a 3- to 8-membered saturated or unsaturated ring together with the nitrogen atom to which they are attached;

z^9 and z^{10} are each independently a single bond,
20 alkylene, alkenylene or alkynylene;

z^{11} is

(a) hydrogen; or

(b) alkyl, alkyl substituted with one, two or three halogens, cycloalkyl, cycloalkylalkyl, cycloalkenylalkyl, aryl or aralkyl;

25 or any two of z^7 , z^8 and z^{11} together are alkylene or alkenylene, completing a 3- to 8-membered saturated or unsaturated ring together with the atoms to which they are attached;

30 J is O, S, N or NR^{15} ;

K and L are N or C, provided that at least one of K or L is C;

R^{15} is hydrogen, alkyl, hydroxyethoxy methyl or methoxyethoxy methyl;

35 each m is independently 1 or 2;

each n is independently 0, 1 or 2; and

p is 0 or an integer from 1 to 2;

wherein at least one of (i) to (iv) applies:

- (i) at least one of R¹¹, R¹², R¹³ or R¹⁴ is heterocycle, substituted heterocycle or heterocyclooxy;
(ii) at least one of Z¹, Z² or Z³ is aryl, heterocycle,
5 substituted heterocycle or heterocyclooxy; (iii) Z⁶ is alkyl substituted with one to three groups selected from halogen, aryl, aryloxy and alkoxy, wherein at least one substituent is other than aryl; alkyl substituted with two or three aryl groups; cycloalkyl substituted with one to
10 three groups selected from alkyl, aryl, alkenyl and alkoxyaryl; cycloalkyl to which is fused a benzene ring; aryloxy substituted with one or two halogens; aryl substituted with methylenedioxy; aryl substituted with one to four groups selected from alkyl, dialkylamino, cyano,
15 halogen, trihaloalkyl, alkoxy, trihaloalkoxy, dialkylaminocarbonyl, alkylcarbonylamino, arylalkoxy, aryloxyalkyl, alkylaryloxyalkyl and heterocycle; or heterocycle or substituted heterocycle; or (iv) Z¹¹ is alkyl substituted with one, two or three halogens.

20

2. A compound of Claim 1, wherein R¹ and R² are each independently hydrogen, alkyl, alkoxy, aryl, hydroxyalkyl, -CO₂R⁵ or -Z⁴-NR⁶R⁷.

25

3. A compound of Claim 2, wherein R¹ and R² are each independently lower alkyl or hydrogen.


30

4. A compound of any one of claims 1 to 3, wherein the ring containing L, J and K is 2-oxazole.

5. A compound of any one of claims 1 to 4 wherein p is zero.

35

6. A compound of any one of claims 1 to 5, wherein R¹¹, R¹², R¹³ and R¹⁴ are independently selected from hydrogen, hydroxy, amino, heterocyclo, alkenyl, alkoxy, carboxamide or substituted lower alkyl.



7. A compound of Claim 6, wherein R¹², R¹³ and R¹⁴ are hydrogen and R¹¹ is selected from hydrogen, hydroxy, amino, heterocyclo, alkenyl, alkoxy, carboxamide or substituted lower alkyl.

5

8. A compound of any one of claims 1 to 7 wherein R³ and R⁴ are each independently alkyl.

9. A compound of Claim 8, wherein R³ and R⁴ are each methyl.

10

10. A compound of any one of claims 1 to 9, wherein X is O and Y is N.

11. A compound of any one of claims 1 to 9, wherein X is N and Y is O.

15

12. A compound of Claim 1, selected from the group consisting of:

20

N-(3,4-Dimethyl-5-isoxazolyl)-4'-(2-oxazolyl)-2'-
[[(2,2,2-trifluoroethyl)amino]methyl][1,1'-biphenyl]-2-
sulfonamide;

25

N-(3,4-Dimethyl-5-isoxazolyl)-4'-(2-oxazolyl)-2'-
[[(2,2,2-trifluoroethyl)amino]methyl][1,1'-biphenyl]-2-
sulfonamide, monohydrochloride;

30

N-(3,4-Dimethyl-5-isoxazolyl)-2'-[[methyl(2,2,2-
trifluoroethyl)amino]methyl]-4'-(2-oxazolyl)[1,1'-
biphenyl]-2-sulfonamide, trifluoroacetate (1:1);

35



N-[[2'-[[[(3,4-Dimethyl-5-isoxazolyl)amino]sulfonyl]-4-(2-oxazolyl)[1,1'-biphenyl]-2-yl)methyl]-3,3,3-trifluoro-N-methylpropanamide;

5 N-[[2'-[[[(3,4-Dimethyl-5-isoxazolyl)amino]sulfonyl]-4-(2-oxazolyl)[1,1'-biphenyl]-2-yl)methyl]-4-fluoro-N-methylbenzamide;

10 N-[[2'-[[[(3,4-Dimethyl-5-isoxazolyl)amino]sulfonyl]-4-(2-oxazolyl)[1,1'-biphenyl]-2-yl)methyl]-2-fluoro-N-methylbenzamide;

15 N-[[2'-[[[(3,4-Dimethyl-5-isoxazolyl)amino]sulfonyl]-4-(2-oxazolyl)[1,1'-biphenyl]-2-yl)methyl]-3-fluoro-N-methylbenzamide;


20 4-Chloro-N-[[2'-[[[(3,4-dimethyl-5-isoxazolyl)amino]sulfonyl]-4-(2-oxazolyl)[1,1'-biphenyl]-2-yl)methyl]-N-methylbenzamide;

N-(3,4-Dimethyl-5-isoxazolyl)-2'-[[ethyl(2,2,2-trifluoroethyl)amino)methyl]-4'-(2-oxazolyl)[1,1'-biphenyl]-2-sulfonamide;

25 2-Chloro-N-[[2'-[[[(3,4-dimethyl-5-isoxazolyl)amino]sulfonyl]-4-(2-oxazolyl)[1,1'-biphenyl]-2-yl)methyl]-N-methylbenzamide;

30 2,4-Dichloro-N-[[2'-[[[(3,4-dimethyl-5-isoxazolyl)amino]sulfonyl]-4-(2-oxazolyl)[1,1'-biphenyl]-2-yl)methyl]-N-methylbenzamide;

35 N-[[2'-[[[(3,4-Dimethyl-5-isoxazolyl)amino]sulfonyl]-4-(2-oxazolyl)[1,1'-biphenyl]-2-yl)methyl]-3,4-difluoro-N-methylbenzamide;



N-(3,4-Dimethyl-5-isoxazolyl)-4'-(2-oxazolyl)-2'-
[[(phenylmethyl) (2,2,2-trifluoroethyl) amino]methyl] [1,1'-
biphenyl]-2-sulfonamide;

5 N-(3,4-Dimethyl-5-isoxazolyl)-2'-[(3,3-dimethyl-2-
oxo-1-pyrrolidinyl)methyl]-4'-(2-oxazolyl) [1,1'-biphenyl]-
2-sulfonamide;

N-(3,4-Dimethyl-5-isoxazolyl)-2'-[[(4-
10 methoxyphenyl)methylamino]methyl]-4'-(2-oxazolyl) [1,1'-
biphenyl]-2-sulfonamide, monohydrochloride;

2'-[(3,3-Difluoro-1-pyrrolidinyl)methyl]-N-(3,4-
dimethyl-5-isoxazolyl)-4'-(2-oxazolyl) [1,1'-biphenyl]-2-
15 sulfonamide, monohydrochloride;

N-[[2'-[[(3,4-Dimethyl-5-isoxazolyl) amino]sulfonyl]-
4-(2-oxazolyl) [1,1'-biphenyl]-2-yl)methyl]-N-methyl-2-
pyrazinecarboxamide;
20

N-[[2'-[[(3,4-Dimethyl-5-isoxazolyl) amino]sulfonyl]-
4-(2-oxazolyl) [1,1'-biphenyl]-2-yl)methyl]-N,3-dimethyl-2-
thiophene-carboxamide;

25 3-Cyano-N-[[2'-[[(3,4-dimethyl-5-
isoxazolyl) amino]sulfonyl]-4-(2-oxazolyl) [1,1'-biphenyl]-2-
yl)methyl]-N-methylbenzamide;

N-[[2'-[[(3,4-Dimethyl-5-isoxazolyl) amino]sulfonyl]-
30 4-(2-oxazolyl) [1,1'-biphenyl]-2-yl)methyl]-2-methoxy-N-
methylbenzamide;

N-[[2'-[[(3,4-Dimethyl-5-isoxazolyl) amino]sulfonyl]-
4-(2-oxazolyl) [1,1'-biphenyl]-2-yl)methyl]-2-fluoro-N-
35 methylbenzene-acetamide;



N-[[2'-[[(3,4-Dimethyl-5-isoxazolyl) amino] sulfonyl]-4-(2-oxazolyl)[1,1'-biphenyl]-2-yl]methyl]-N-methyl-1,3-benzodioxole-5-carboxamide;

5 (R)-N-[[2'-[[(3,4-Dimethyl-5-isoxazolyl) amino] sulfonyl]-4-(2-oxazolyl)[1,1'-biphenyl]-2-yl]methyl]- α -methoxy-N-methylbenzeneacetamide;

10 N-[[2'-[[(3,4-Dimethyl-5-isoxazolyl) amino] sulfonyl]-4-(2-oxazolyl)[1,1'-biphenyl]-2-yl]methyl]-N-methyl-2-thiophene-butanamide;

15 N-[[2'-[[(3,4-Dimethyl-5-isoxazolyl) amino] sulfonyl]-4-(2-oxazolyl)[1,1'-biphenyl]-2-yl]methyl]-3,4,5-trifluoro-N-methylbenzamide;


20 N-[[2'-[[(3,4-Dimethyl-5-isoxazolyl) amino] sulfonyl]-4-(2-oxazolyl)[1,1'-biphenyl]-2-yl]methyl]-2,4,6-trifluoro-N-methylbenzamide;

N-[[2'-[[(3,4-Dimethyl-5-isoxazolyl) amino] sulfonyl]-4-(2-oxazolyl)[1,1'-biphenyl]-2-yl]methyl]-4-methoxy-N-methylbenzene-propanamide;

25 4-(1,1-Dimethylethyl)-N-[[2'-[[(3,4-dimethyl-5-isoxazolyl) amino] sulfonyl]-4-(2-oxazolyl)[1,1'-biphenyl]-2-yl]methyl]-N-methylcyclohexanecarboxamide;

30 N-[[2'-[[(3,4-Dimethyl-5-isoxazolyl) amino] sulfonyl]-4-(2-oxazolyl)[1,1'-biphenyl]-2-yl]methyl]-N-methyl-4-(trifluoromethyl)-benzamide;

35 N-[[2'-[[(3,4-Dimethyl-5-isoxazolyl) amino] sulfonyl]-4-(2-oxazolyl)[1,1'-biphenyl]-2-yl]methyl]-N-methyl-4-(trifluoromethoxy)benzamide;



N-[[2'-[[[(3,4-Dimethyl-5-isoxazolyl)amino]sulfonyl]-4-(2-oxazolyl)[1,1'-biphenyl]-2-yl]methyl]tetrahydro-N-methyl-2-furancarboxamide;

5 N-[[2'-[[[(3,4-Dimethyl-5-isoxazolyl)amino]sulfonyl]-4-(2-oxazolyl)[1,1'-biphenyl]-2-yl]methyl]-N-methyl-4-pyridinecarboxamide;

10 N-[[2'-[[[(3,4-Dimethyl-5-isoxazolyl)amino]sulfonyl]-4-(2-oxazolyl)[1,1'-biphenyl]-2-yl]methyl]-N-methyl-3-pyridinecarboxamide;

15 N-[[2'-[[[(3,4-Dimethyl-5-isoxazolyl)amino]sulfonyl]-4-(2-oxazolyl)[1,1'-biphenyl]-2-yl]methyl]-N-methyl-2-pyridinecarboxamide;


20 N-[[2'-[[[(3,4-Dimethyl-5-isoxazolyl)amino]sulfonyl]-4-(2-oxazolyl)[1,1'-biphenyl]-2-yl]methyl]-N-methyl-1,2,3-thiadiazole-4-carboxamide;

N-[[2'-[[[(3,4-Dimethyl-5-isoxazolyl)amino]sulfonyl]-4-(2-oxazolyl)[1,1'-biphenyl]-2-yl]methyl]-N,1,5-trimethyl-1H-pyrazole-3-carboxamide;

25 N-[[2'-[[[(3,4-Dimethyl-5-isoxazolyl)amino]sulfonyl]-4-(2-oxazolyl)[1,1'-biphenyl]-2-yl]methyl]-N,3,5-trimethyl-4-isoxazolecarboxamide;

30 N-[[2'-[[[(3,4-Dimethyl-5-isoxazolyl)amino]sulfonyl]-4-(2-oxazolyl)[1,1'-biphenyl]-2-yl]methyl]-N-methylbicyclo[4.2.0]octa-1,3,5-triene-7-carboxamide;

35 N-[[2'-[[[(3,4-Dimethyl-5-isoxazolyl)amino]sulfonyl]-4-(2-oxazolyl)[1,1'-biphenyl]-2-yl]methyl]-3-methoxy-N-methylbenzamide;



N-[[2'-[[[(3,4-Dimethyl-5-isoxazolyl)amino]sulfonyl]-4-(2-oxazolyl)[1,1'-biphenyl]-2-yl]methyl]-2,5-difluoro-N-methylbenzamide;

5 N-[[2'-[[[(3,4-Dimethyl-5-isoxazolyl)amino]sulfonyl]-4-(2-oxazolyl)[1,1'-biphenyl]-2-yl]methyl]-3,5-difluoro-N-methylbenzamide;

10 N-[[2'-[[[(3,4-Dimethyl-5-isoxazolyl)amino]sulfonyl]-4-(2-oxazolyl)[1,1'-biphenyl]-2-yl]methyl]-N-methyl-1-phenylcyclo-propanecarboxamide;

15 3-(Dimethylamino)-N-[[2'-[[[(3,4-dimethyl-5-isoxazolyl)amino]sulfonyl]-4-(2-oxazolyl)[1,1'-biphenyl]-2-yl]methyl]-N-methylbenzamide;

20 N-[[2'-[[[(3,4-Dimethyl-5-isoxazolyl)amino]sulfonyl]-4-(2-oxazolyl)[1,1'-biphenyl]-2-yl]methyl]-N,2,2-trimethyl-3-(2-methyl-1-propenyl)cyclopropanecarboxamide;

N-[[2'-[[[(3,4-Dimethyl-5-isoxazolyl)amino]sulfonyl]-4-(2-oxazolyl)[1,1'-biphenyl]-2-yl]methyl]-N-methyl-2-pyridineacetamide, trifluoroacetate (1:1);

25 N-[[2'-[[[(3,4-Dimethyl-5-isoxazolyl)amino]sulfonyl]-4-(2-oxazolyl)[1,1'-biphenyl]-2-yl]methyl]-N-methyl-4-pyridineacetamide, trifluoroacetate (1:1);

30 N-[[2'-[[[(3,4-Dimethyl-5-isoxazolyl)amino]sulfonyl]-4-(2-oxazolyl)[1,1'-biphenyl]-2-yl]methyl]-N-methyl-3-pyridineacetamide, trifluoroacetate (1:1);

35 N-[[2'-[[[(3,4-Dimethyl-5-isoxazolyl)amino]sulfonyl]-4-(2-oxazolyl)[1,1'-biphenyl]-2-yl]methyl]-N,1-dimethyl-1H-indole-2-carboxamide;



N-[[2'-[[[(3,4-Dimethyl-5-isoxazolyl)amino]sulfonyl]-4-(2-oxazolyl)[1,1'-biphenyl]-2-yl]methyl]-2,3,6-trifluoro-N-methylbenzamide;

5 N-[[2'-[[[(3,4-Dimethyl-5-isoxazolyl)amino]sulfonyl]-4-(2-oxazolyl)[1,1'-biphenyl]-2-yl]methyl]-1,2,3,4-tetrahydro-N-methyl-2-naphthalenecarboxamide;

10 N-[[2'-[[[(3,4-Dimethyl-5-isoxazolyl)amino]sulfonyl]-4-(2-oxazolyl)[1,1'-biphenyl]-2-yl]methyl]-N,2,4,6-tetramethylbenzeneacetamide;

15 N-[[2'-[[[(3,4-Dimethyl-5-isoxazolyl)amino]sulfonyl]-4-(2-oxazolyl)[1,1'-biphenyl]-2-yl]methyl]-N-methyl-1,3-benzodioxole-5-acetamide;

20 N-[[2'-[[[(3,4-Dimethyl-5-isoxazolyl)amino]sulfonyl]-4-(2-oxazolyl)[1,1'-biphenyl]-2-yl]methyl]-N-methyl-4-(1-methylethoxy)benzamide;

N-[[2'-[[[(3,4-Dimethyl-5-isoxazolyl)amino]sulfonyl]-4-(2-oxazolyl)[1,1'-biphenyl]-2-yl]methyl]-2,3-dimethoxy-N-methylbenzamide;

25 1-(1,1-Dimethyl)-N-[[2'-[[[(3,4-dimethyl-5-isoxazolyl)amino]sulfonyl]-4-(2-oxazolyl)[1,1'-biphenyl]-2-yl]methyl]-N,3-dimethyl-1H-pyrazole-5-carboxamide;

30 N-[[2'-[[[(3,4-Dimethyl-5-isoxazolyl)amino]sulfonyl]-4-(2-oxazolyl)[1,1'-biphenyl]-2-yl]methyl]-N-methyl-3-(trifluoromethyl)benzamide;

35 N-[[2'-[[[(3,4-Dimethyl-5-isoxazolyl)amino]sulfonyl]-4-(2-oxazolyl)[1,1'-biphenyl]-2-yl]methyl]-4-fluoro-N-methyl-1-naphthalenecarboxamide;



3,5-Dichloro-N-[[2'-[[(3,4-dimethyl-5-isoxazolyl) amino] sulfonyl]-4-(2-oxazolyl) [1,1'-biphenyl]-2-yl]methyl]-N-methylbenzamide;

5 3,4-Dichloro-N-[[2'-[[(3,4-dimethyl-5-isoxazolyl) amino] sulfonyl]-4-(2-oxazolyl) [1,1'-biphenyl]-2-yl]methyl]-N-methylbenzamide;

10 N-[[2'-[[(3,4-Dimethyl-5-isoxazolyl) amino] sulfonyl]-4-(2-oxazolyl) [1,1'-biphenyl]-2-yl]methyl]-1-(4-methoxyphenyl)-N-methylcyclopropane-carboxamide;

15 N-[[2'-[[(3,4-Dimethyl-5-isoxazolyl) amino] sulfonyl]-4-(2-oxazolyl) [1,1'-biphenyl]-2-yl]methyl]-2,3,5,6-tetrafluoro-N-methylbenzamide;

20 N-[[2'-[[(3,4-Dimethyl-5-isoxazolyl) amino] sulfonyl]-4-(2-oxazolyl) [1,1'-biphenyl]-2-yl]methyl]-N-methyl-4-(trifluoromethyl)benzene-acetamide;

2,6-Dichloro-N-[[2'-[[(3,4-dimethyl-5-isoxazolyl) amino] sulfonyl]-4-(2-oxazolyl) [1,1'-biphenyl]-2-yl]methyl]-N-methylbenzeneacetamide;

25 N-[[2'-[[(3,4-Dimethyl-5-isoxazolyl) amino] sulfonyl]-4-(2-oxazolyl) [1,1'-biphenyl]-2-yl]methyl]-3-fluoro-N-methyl-5-(trifluoromethyl)benzamide;

30 N-[[2'-[[(3,4-Dimethyl-5-isoxazolyl) amino] sulfonyl]-4-(2-oxazolyl) [1,1'-biphenyl]-2-yl]methyl]-4-fluoro-N-methyl-2-(trifluoromethyl)benzamide;

35 N-[[2'-[[(3,4-Dimethyl-5-isoxazolyl) amino] sulfonyl]-4-(2-oxazolyl) [1,1'-biphenyl]-2-yl]methyl]-N-methyl- α -phenylbenzeneacetamide;



2-(2-Chlorophenoxy)-N-[[2'-[[(3,4-dimethyl-5-isoxazolyl) amino] sulfonyl]-4-(2-oxazolyl)[1,1'-biphenyl]-2-yl]methyl]-N,2-dimethylpropanamide;

5 2-Chloro-N-[[2'-[[(3,4-dimethyl-5-isoxazolyl) amino] sulfonyl]-4-(2-oxazolyl)[1,1'-biphenyl]-2-yl]methyl]-3,4-dimethoxy-N-methylbenzamide;

10 2-(2,4-Dichlorophenoxy)-N-[[2'-[[(3,4-dimethyl-5-isoxazolyl) amino] sulfonyl]-4-(2-oxazolyl)[1,1'-biphenyl]-2-yl]methyl]-N-methylacetamide;

15 2-Chloro-N-[[2'-[[(3,4-dimethyl-5-isoxazolyl) amino] sulfonyl]-4-(2-oxazolyl)[1,1'-biphenyl]-2-yl]methyl]-N-methyl-5-(trifluoromethyl)benzamide;

20 N-(3,4-Dimethyl-5-isoxazolyl)-2'-[hydroxy(5-phenyl-2-oxazolyl)methyl]-4'-(2-oxazolyl)[1,1'-biphenyl]-2-sulfonamide;

N-(3,4-Dimethyl-5-isoxazolyl)-4'-(2-oxazolyl)-2'-[(5-phenyl-2-oxazolyl)methyl][1,1'-biphenyl]-2-sulfonamide;

25 2'-[[(2,2-Difluoro-2-phenylethyl) amino]methyl]-N-(3,4-dimethyl-5-isoxazolyl)-4'-(2-oxazolyl)[1,1'-biphenyl]-2-sulfonamide, monohydrochloride;

30 N-(3,4-Dimethyl-5-isoxazolyl)-2'-(1H-imidazol-1-ylmethyl)-4'-(2-oxazolyl)[1,1'-biphenyl]-2-sulfonamide, monohydrochloride;

35 N-(3,4-Dimethyl-5-isoxazolyl)-4'-(2-oxazolyl)-2'-[(4-phenyl-1-piperazinyl)methyl][1,1'-biphenyl]-2-sulfonamide;



2'-[(2,3-Dihydro-1H-indol-1-yl)methyl]-N-(3,4-dimethyl-5-isoxazolyl)-4'-(2-oxazolyl)[1,1'-biphenyl]-2-sulfonamide, monohydrochloride;

5 N-(3,4-Dimethyl-5-isoxazolyl)-4'-(2-oxazolyl)-2'-[(2-phenyl-1H-imidazol-1-yl)methyl][1,1'-biphenyl]-2-sulfonamide, monohydrochloride;

10 2'-[(1,3-Dihydro-1,3-dioxo-2H-isoindol-2-yl)methyl]-N-(3,4-dimethyl-5-isoxazolyl)-4'-(2-oxazolyl)[1,1'-biphenyl]-2-sulfonamide;

15 N-(3,4-Dimethyl-5-isoxazolyl)-4'-(2-oxazolyl)-2'-[(1,2,3,4-tetrahydro-1-quinolinyl)methyl][1,1'-biphenyl]-2-sulfonamide;

20 N-(3,4-Dimethyl-5-isoxazolyl)-2'-[[(1-methylethyl) (2,2,2-trifluoroethyl)amino]methyl]-4'-(2-oxazolyl)[1,1'-biphenyl]-2-sulfonamide;

N-(3,4-Dimethyl-5-isoxazolyl)-4'-(2-oxazolyl)-2'-[[(1-(trifluoromethyl)ethyl)amino]methyl]-[1,1'-biphenyl]-2-sulfonamide;

25 N-(3,4-Dimethyl-5-isoxazolyl)-4'-(2-oxazolyl)-2'-[(3-phenyl-1H-pyrazol-1-yl)methyl][1,1'-biphenyl]-2-sulfonamide;

30 N-(3,4-Dimethyl-5-isoxazolyl)-4'-(2-oxazolyl)-2'-(1H-pyrazol-1-yl)methyl[1,1'-biphenyl]-2-sulfonamide;

35 2'-[(1,3-Dihydro-1-oxo-2H-isoindol-2-yl)methyl]-N-(3,4-dimethyl-5-isoxazolyl)-4'-(2-oxazolyl)[1,1'-biphenyl]-2-sulfonamide;



N-(3,4-Dimethyl-5-isoxazolyl)-2'-[[(3,4-dimethyl-5-isoxazolyl)amino]methyl]-4'-(2-oxazolyl)[1,1'-biphenyl]-2-sulfonamide;

5 N-(3,4-Dimethyl-5-isoxazolyl)-4'-(2-oxazolyl)-2'-(2H-1,2,3-triazol-2-ylmethyl)[1,1'-biphenyl]-2-sulfonamide;

N-(3,4-Dimethyl-5-isoxazolyl)-4'-(2-oxazolyl)-2'-(1H-1,2,3-triazol-1-ylmethyl)[1,1'-biphenyl]-2-sulfonamide;

10

N-(3,4-Dimethyl-5-isoxazolyl)-2'-{(3,3-dimethyl-2-oxo-1-piperidinyl)methyl}-4'-(2-oxazolyl)[1,1'-biphenyl]-2-sulfonamide;

15 N-[[2'-[[(3,4-Dimethyl-5-isoxazolyl)amino]sulfonyl]-4'-(2-oxazolyl)[1,1'-biphenyl]-2-yl]methyl]-N-methyl-2-phenoxyacetamide; and

N-(3,4-Dimethyl-5-isoxazolyl)-2'-[(4,4-dimethyl-3-oxo-2-isoxazolidinyl)methyl]-4'-(2-oxazolyl)[1,1'-biphenyl]-2-sulfonamide.

13. A compound of claim 1, selected from the group consisting of:

25

N-(3,4-Dimethyl-5-isoxazolyl)-2'-[[2-(1-methylethyl)-1H-imidazol-1-yl]methyl]-4'-(2-oxazolyl)[1,1'-biphenyl]-2-sulfonamide;

30

N-(3,4-Dimethyl-5-isoxazolyl)-4'-(2-oxazolyl)-2'-[(5-phenyl-2H-tetrazol-2-yl)methyl][1,1'-biphenyl]-2-sulfonamide;

35 N-(3,4-Dimethyl-5-isoxazolyl)-2'-[(5-methyl-1H-tetrazol-1-yl)methyl]-4'-(2-oxazolyl)[1,1'-biphenyl]-2-sulfonamide;



N-(3,4-Dimethyl-5-isoxazolyl)-2'-[(5-methyl-2H-tetrazol-2-yl)methyl]-4'-(2-oxazolyl)[1,1'-biphenyl]-2-sulfonamide;

5 N-(3,4-Dimethyl-5-isoxazolyl)-4'-(2-oxazolyl)-2'-[(5-phenyl-2H-1,2,4-triazol-2-yl)methyl][1,1'-biphenyl]-2-sulfonamide;

10 N-(3,4-Dimethyl-5-isoxazolyl)-4'-(2-oxazolyl)-2'-[[3-(trifluoromethyl)-1H-pyrazol-1-yl)methyl][1,1'-biphenyl]-2-sulfonamide;

15 N-(3,4-Dimethyl-5-isoxazolyl)-2'-[[3-(3-methyl-2-pyrazinyl)-1H-pyrazol-1-yl)methyl]-4'-(2-oxazolyl)[1,1'-biphenyl]-2-sulfonamide;

20 N-(3,4-Dimethyl-5-isoxazolyl)-2'-[[3-(2-methyl-5-pyridinyl)-1H-pyrazol-1-yl)methyl]-4'-(2-oxazolyl)[1,1'-biphenyl]-2-sulfonamide;

2'- (1H-Benzotriazol-1-yl)methyl)-N-(3,4-dimethyl-5-isoxazolyl)-4'-(2-oxazolyl)[1,1'-biphenyl]-2-sulfonamide;

25 N-(3,4-Dimethyl-5-isoxazolyl)-4'-(2-oxazolyl)-2'-[(1,2,3-triazolo[4,5-b]pyridinyl)methyl][1,1'-biphenyl]-2-sulfonamide, Isomers A and B;

30 2'-[(3,4-Dihydro-2H-pyrido[3,2-b]-1,4-oxazin-4-yl)methyl]-N-(3,4-dimethyl-5-isoxazolyl)-4'-(2-oxazolyl)[1,1'-biphenyl]-2-sulfonamide;

35 N-(3,4-Dimethyl-5-isoxazolyl)-4'-(2-oxazolyl)-2'-[(imidazolo[4,5b]-pyridinyl)methyl]-[1,1'-biphenyl]-2-sulfonamide, Isomers A and B;



2'-[(3,3-Difluoro-2,3-dihydro-2-oxo-1H-indol-1-yl)methyl]-N-(3,4-dimethyl-5-isoxazolyl)-4'-(2-oxazolyl)[1,1'-biphenyl]-2-sulfonamide;

5 N-(3,4-Dimethyl-5-isoxazolyl)-2'-[(4-pyrimidinylamino)methyl]-4'-(2-oxazolyl)[1,1'-biphenyl]-2-sulfonamide;

10 N-(3,4-Dimethyl-5-isoxazolyl)-2'-(4-morpholinylmethyl)-4'-(2-oxazolyl)[1,1'-biphenyl]-2-sulfonamide;

15 N-(3,4-Dimethyl-5-isoxazolyl)-2'-[(4-methyl-1-piperazinyl)methyl]-4'-(2-oxazolyl)[1,1'-biphenyl]-2-sulfonamide;


20 1-Acetyl-4-[[2'-[(3,4-dimethyl-5-isoxazolyl)amino]sulfonyl]-4-(2-oxazolyl)[1,1'-biphenyl]-2-yl)methyl]piperazine;

N-(3,4-Dimethyl-5-isoxazolyl)-4'-(2-oxazolyl)-2'-[[4-(2,2,2-trifluoroethyl)-1-piperazinyl)methyl][1,1'-biphenyl]-2-sulfonamide dihydrochloride;

25 N-[[2'-[(3,4-Dimethyl-5-isoxazolyl)amino]sulfonyl]-4-(2-oxazolyl)[1,1'-biphenyl]-2-yl)methyl]-N-methyl-1H-indole-2-carboxamide;

30 N-[[2'-[(3,4-Dimethyl-5-isoxazolyl)amino]sulfonyl]-4-(2-oxazolyl)[1,1'-biphenyl]-2-yl)methyl]-2,3-dihydro-N-methyl-1H-indene-2-carboxamide;

35 N-(3,4-Dimethyl-5-isoxazolyl)-4'-(2-oxazolyl)-2'-[(1,2,3,4-tetrahydro-1-oxo-2-isoquinolinyl)methyl][1,1'-biphenyl]-2-sulfonamide;



2'-(1H-Benzimidazol-1-ylmethyl)-N-(3,4-dimethyl-5-isoxazolyl)-4'-(2-oxazolyl)[1,1'-biphenyl]-2-sulfonamide;

2'-[(2,3-Dihydro-2-oxo-3-benzoxazolyl)methyl]-N-(3,4-dimethyl-5-isoxazolyl)-4'-(2-oxazolyl)[1,1'-biphenyl]-2-sulfonamide;

2'-[(2,3-Dihydro-2-oxo-1H-indol-1-yl)methyl]-N-(3,4-dimethyl-5-isoxazolyl)-4'-(2-oxazolyl)[1,1'-biphenyl]-2-sulfonamide;

N-(3,4-dimethyl-5-isoxazolyl)-2'-[(4,4-dimethyl-2-oxo-1-pyrrolidinyl)methyl]-4'-(2-oxazolyl)[1,1'-biphenyl]-2-sulfonamide;

N-[[2'-[(3,4-Dimethyl-5-isoxazolyl)amino]sulfonyl]-4-(2-oxazolyl)[1,1'-biphenyl]-2-yl]methyl]-N,1,3-trimethyl-1H-pyrazole-5-carboxamide;

N-[[2'-[(3,4-Dimethyl-5-isoxazolyl)amino]sulfonyl]-4-(2-oxazolyl)[1,1'-biphenyl]-2-yl]methyl]-N,2-dimethylbenzeneacetamide;

N-[[2'-[(3,4-Dimethyl-5-isoxazolyl)amino]sulfonyl]-4-(2-oxazolyl)[1,1'-biphenyl]-2-yl]methyl]-1-ethyl-N,3-dimethyl-1H-pyrazole-5-carboxamide;

N-[[2'-[(3,4-Dimethyl-5-isoxazolyl)amino]sulfonyl]-4-(2-oxazolyl)[1,1'-biphenyl]-2-yl]methyl]-N,1,3,5-tetramethyl-1H-pyrazole-4-carboxamide;

N-[[2'-[(3,4-Dimethyl-5-isoxazolyl)amino]sulfonyl]-4-(2-oxazolyl)[1,1'-biphenyl]-2-yl]methyl]-2,6-difluoro-N-methylbenzamide;

35



N-[[2'-[[[(3,4-Dimethyl-5-isoxazolyl)amino]sulfonyl]-4-(2-oxazolyl)[1,1'-biphenyl]-2-yl)methyl]-2-methoxy-N-methylbenzeneacetamide;

5 N-[[2'-[[[(3,4-Dimethyl-5-isoxazolyl)amino]sulfonyl]-4-(2-oxazolyl)[1,1'-biphenyl]-2-yl)methyl]-3-methoxy-N-methylbenzeneacetamide;

10 N-[[2'-[[[(3,4-Dimethyl-5-isoxazolyl)amino]sulfonyl]-4-(2-oxazolyl)[1,1'-biphenyl]-2-yl)methyl]-4-methoxy-N-methylbenzeneacetamide;

15 4-Chloro-N-[[2'-[[[(3,4-dimethyl-5-isoxazolyl)amino]sulfonyl]-4-(2-oxazolyl)[1,1'-biphenyl]-2-yl)methyl]-N-methylbenzeneacetamide;

20 2-Chloro-N-[[2'-[[[(3,4-dimethyl-5-isoxazolyl)amino]sulfonyl]-4-(2-oxazolyl)[1,1'-biphenyl]-2-yl)methyl]-N-methylbenzeneacetamide;

N-[[2'-[[[(3,4-Dimethyl-5-isoxazolyl)amino]sulfonyl]-4-(2-oxazolyl)[1,1'-biphenyl]-2-yl)methyl]-2,6-difluoro-N-methylbenzeneacetamide;

25 N-[[2'-[[[(3,4-Dimethyl-5-isoxazolyl)amino]sulfonyl]-4-(2-oxazolyl)[1,1'-biphenyl]-2-yl)methyl]-3,5-difluoro-N-methylbenzeneacetamide;

30 N-[[2'-[[[(3,4-Dimethyl-5-isoxazolyl)amino]sulfonyl]-4-(2-oxazolyl)[1,1'-biphenyl]-2-yl)methyl]-2,5-difluoro-N-methylbenzeneacetamide;

35 N-[[2'-[[[(3,4-Dimethyl-5-isoxazolyl)amino]sulfonyl]-4-(2-oxazolyl)[1,1'-biphenyl]-2-yl)methyl]-2,4-difluoro-N-methylbenzeneacetamide;



N-[[2'-[[[(3,4-Dimethyl-5-isoxazolyl)amino]sulfonyl]-4-(2-oxazolyl)[1,1'-biphenyl]-2-yl]methyl]-N-methyl-4-quinolinecarboxamide;

5 N-[[2'-[[[(3,4-Dimethyl-5-isoxazolyl)amino]sulfonyl]-4-(2-oxazolyl)[1,1'-biphenyl]-2-yl]methyl]-N-methyl-6-benzothiazolecarboxamide;

10 3-(1,1-Dimethylethyl)-N-[[2'-[[[(3,4-dimethyl-5-isoxazolyl)amino]sulfonyl]-4-(2-oxazolyl)[1,1'-biphenyl]-2-yl]methyl]-N,1-dimethyl-1H-pyrazole-5-carboxamide;

15 4-Chloro-N-[[2'-[[[(3,4-dimethyl-5-isoxazolyl)amino]sulfonyl]-4-(2-oxazolyl)[1,1'-biphenyl]-2-yl]methyl]-2-methoxy-N-methylbenzamide;

20 3-(1,1-Dimethylethyl)-N-[[2'-[[[(3,4-dimethyl-5-isoxazolyl)amino]sulfonyl]-4-(2-oxazolyl)[1,1'-biphenyl]-2-yl]methyl]-N-methyl-1-phenyl-1H-1,2,3-triazole-5-carboxamide;

25 2,3-Dihydro-N-[[2'-[[[(3,4-dimethyl-5-isoxazolyl)amino]sulfonyl]-4-(2-oxazolyl)[1,1'-biphenyl]-2-yl]methyl]-N,4-dimethyl-2-thioxo-3-thiazoleacetamide;

N-[[2'-[[[(3,4-Dimethyl-5-isoxazolyl)amino]sulfonyl]-4-(2-oxazolyl)[1,1'-biphenyl]-2-yl]methyl]-N,3-dimethyl-5-(trifluoromethyl)-4-isoxazolecarboxamide;

30 3-(1,1-Dimethylethyl)-N-[[2'-[[[(3,4-dimethyl-5-isoxazolyl)amino]sulfonyl]-4-(2-oxazolyl)[1,1'-biphenyl]-2-yl]methyl]-1-ethyl-N-methyl-1H-pyrazole-5-carboxamide;

35 N-[[2'-[[[(3,4-Dimethyl-5-isoxazolyl)amino]sulfonyl]-4-(2-oxazolyl)[1,1'-biphenyl]-2-yl]methyl]-N-methyl-5-(1-pyrrolidinyl)-2H-tetrazole-2-acetamide;



N-[[2'-[[(3,4-Dimethyl-5-isoxazolyl) amino] sulfonyl]-4-(2-oxazolyl) [1,1'-biphenyl]-2-yl]methyl]-N-methyl-3-(trifluoromethyl)benzeneacetamide;

5 N-[[2'-[[(3,4-Dimethyl-5-isoxazolyl) amino] sulfonyl]-4-(2-oxazolyl) [1,1'-biphenyl]-2-yl]methyl]-N-methyl-2-(trifluoromethyl)benzeneacetamide;

10 N-[[2'-[[(3,4-Dimethyl-5-isoxazolyl) amino] sulfonyl]-4-(2-oxazolyl) [1,1'-biphenyl]-2-yl]methyl]-N,1-dimethyl-1H-benzimidazole-2-propanamide;

15 N-[[2'-[[(3,4-Dimethyl-5-isoxazolyl) amino] sulfonyl]-4-(2-oxazolyl) [1,1'-biphenyl]-2-yl]methyl]-N,2-dimethyl-4-(trifluoromethyl)-3-pyridinecarboxamide;

20 N-[[2'-[[(3,4-Dimethyl-5-isoxazolyl) amino] sulfonyl]-4-(2-oxazolyl) [1,1'-biphenyl]-2-yl]methyl]-N-methyl-5-(2-pyridinyl)-2-thiophenecarboxamide;

N-[[2'-[[(3,4-Dimethyl-5-isoxazolyl) amino] sulfonyl]-4-(2-oxazolyl) [1,1'-biphenyl]-2-yl]methyl]-N-methyl-4-phenyl-1,2,3-thiadiazole-5-carboxamide;

25 N-[[2'-[[(3,4-Dimethyl-5-isoxazolyl) amino] sulfonyl]-4-(2-oxazolyl) [1,1'-biphenyl]-2-yl]methyl]-N-methyl-4-(1,2,3-thiadiazol-4-yl)benzamide;

30 N-[[2'-[[(3,4-Dimethyl-5-isoxazolyl) amino] sulfonyl]-4-(2-oxazolyl) [1,1'-biphenyl]-2-yl]methyl]-N-methyl-2-oxo-3(2H)-benzoxazolepropanamide;

35 N-[[2'-[[(3,4-Dimethyl-5-isoxazolyl) amino] sulfonyl]-4-(2-oxazolyl) [1,1'-biphenyl]-2-yl]methyl]-N,5-dimethyl-2-phenyl-4-oxazoleacetamide;



N-[[2'-[[(3,4-Dimethyl-5-isoxazolyl) amino] sulfonyl]-4-(2-oxazolyl) [1,1'-biphenyl]-2-yl]methyl]-N-methyl-1,4-dithiaspiro[4.5]decane-8-carboxamide;

5 4-Chloro-N-[[2'-[[(3,4-dimethyl-5-isoxazolyl) amino] sulfonyl]-4-(2-oxazolyl) [1,1'-biphenyl]-2-yl]methyl]-N,1,3-trimethyl-1H-pyrazolo[3,4-b]pyridine-5-carboxamide;

10 N-[[2'-[[(3,4-Dimethyl-5-isoxazolyl) amino] sulfonyl]-4-(2-oxazolyl) [1,1'-biphenyl]-2-yl]methyl]-N-methyl-1-phenyl-5-propyl-1H-pyrazole-4-acetamide;

15 N-[[2'-[[(3,4-Dimethyl-5-isoxazolyl) amino] sulfonyl]-4-(2-oxazolyl) [1,1'-biphenyl]-2-yl]methyl]-N-methyl-3-[(4-methylphenoxy)methyl]benzamide;

20 N-[[2'-[[(3,4-Dimethyl-5-isoxazolyl) amino] sulfonyl]-4-(2-oxazolyl) [1,1'-biphenyl]-2-yl]methyl]-N-methyl-5-[3-(trifluoromethyl)phenyl]-2H-tetrazole-2-acetamide;

25 N-[[2'-[[(3,4-Dimethyl-5-isoxazolyl) amino] sulfonyl]-4-(2-oxazolyl) [1,1'-biphenyl]-2-yl]methyl]-N-methyl-5-[1-methyl-3-(trifluoromethyl)-1H-pyrazol-5-yl]-2-thiophenecarboxamide;

30 N-[[2'-[[(3,4-Dimethyl-5-isoxazolyl) amino] sulfonyl]-4-(2-oxazolyl) [1,1'-biphenyl]-2-yl]methyl]-N,4-dimethyl-5-[3-(trifluoromethyl)phenyl]-5-thiazoleacetamide;

35 1-(4-Chlorophenyl)-N-[[2'-[[(3,4-dimethyl-5-isoxazolyl) amino] sulfonyl]-4-(2-oxazolyl) [1,1'-biphenyl]-2-yl]methyl]-N-methyl-5-(trifluoromethyl)-1H-pyrazole-4-carboxamide;



N-[[2'-[[(3,4-Dimethyl-5-isoxazolyl) amino] sulfonyl]-4-(2-oxazolyl) [1,1'-biphenyl]-2-yl]methyl]-N,6-dimethyl-2-pyridinecarboxamide;

5 N-[[2'-[[(3,4-Dimethyl-5-isoxazolyl) amino] sulfonyl]-4-(2-oxazolyl) [1,1'-biphenyl]-2-yl]methyl]-N-methyl-2-thiopheneacetamide;

10 N-[[2'-[[(3,4-Dimethyl-5-isoxazolyl) amino] sulfonyl]-4-(2-oxazolyl) [1,1'-biphenyl]-2-yl]methyl]-N-methyl-2-(phenylmethoxy) benzeneacetamide;

15 3-(2-Chloro-6-fluorophenyl)-N-[[2'-[[(3,4-dimethyl-5-isoxazolyl) amino] sulfonyl]-4-(2-oxazolyl) [1,1'-biphenyl]-2-yl]methyl]-N,5-dimethyl-4-isoxazolecarboxamide;

20 N-[[2'-[[(3,4-Dimethyl-5-isoxazolyl) amino] sulfonyl]-4-(2-oxazolyl) [1,1'-biphenyl]-2-yl]methyl]-N,1-dimethyl-1H-pyrazole-4-carboxamide;

N-[[2'-[[(3,4-Dimethyl-5-isoxazolyl) amino] sulfonyl]-4-(2-oxazolyl) [1,1'-biphenyl]-2-yl]methyl]-N,5-dimethyl-1H-pyrazole-3-carboxamide;

25 N-[[2'-[[(3,4-Dimethyl-5-isoxazolyl) amino] sulfonyl]-4-(2-oxazolyl) [1,1'-biphenyl]-2-yl]methyl]-N-methyl-2-thiophenecarboxamide;

30 N-[[2'-[[(3,4-Dimethyl-5-isoxazolyl) amino] sulfonyl]-4-(2-oxazolyl) [1,1'-biphenyl]-2-yl]methyl]-N-methyl-3-thiophenecarboxamide;

35 6-Chloro-N-[[2'-[[(3,4-Dimethyl-5-isoxazolyl) amino] sulfonyl]-4-(2-oxazolyl) [1,1'-biphenyl]-2-yl]methyl]-N-methyl-3-pyridinecarboxamide;



N-[[2'-[[(3,4-Dimethyl-5-isoxazolyl) amino] sulfonyl]-4-(2-oxazolyl) [1,1'-biphenyl]-2-yl]methyl]-N-methyl-1H-indole-5-carboxamide;

5 2-Chloro-N-[[2'-[[(3,4-dimethyl-5-isoxazolyl) amino] sulfonyl]-4-(2-oxazolyl) [1,1'-biphenyl]-2-yl]methyl]-N,6-dimethyl-4-pyridinecarboxamide;

10 N-[[2'-[[(3,4-Dimethyl-5-isoxazolyl) amino] sulfonyl]-4-(2-oxazolyl) [1,1'-biphenyl]-2-yl]methyl]-N-methyl-4-cinnolinecarboxamide;

15 N-[[2'-[[(3,4-Dimethyl-5-isoxazolyl) amino] sulfonyl]-4-(2-oxazolyl) [1,1'-biphenyl]-2-yl]methyl]-N-methyl-1H-indole-1-acetamide;

20 N-[[2'-[[(3,4-Dimethyl-5-isoxazolyl) amino] sulfonyl]-4-(2-oxazolyl) [1,1'-biphenyl]-2-yl]methyl]-N-methyl-1H-indole-3-acetamide;

2,3-Dihydro-N-[[2'-[[(3,4-dimethyl-5-isoxazolyl) amino] sulfonyl]-4-(2-oxazolyl) [1,1'-biphenyl]-2-yl]methyl]-N-methyl-1H-indene-2-acetamide;

25 N-[[2'-[[(3,4-Dimethyl-5-isoxazolyl) amino] sulfonyl]-4-(2-oxazolyl) [1,1'-biphenyl]-2-yl]methyl]-5-fluoro-N-methyl-1H-indole-2-carboxamide;

30 N-[[2'-[[(3,4-Dimethyl-5-isoxazolyl) amino] sulfonyl]-4-(2-oxazolyl) [1,1'-biphenyl]-2-yl]methyl]-3,5-dimethoxy-N-methylbenzamide;

35 5-Chloro-N-[[2'-[[(3,4-dimethyl-5-isoxazolyl) amino] sulfonyl]-4-(2-oxazolyl) [1,1'-biphenyl]-2-yl]methyl]-2-methoxy-N-methylbenzamide;



2,6-Dichloro-N-[[2'-[[[(3,4-dimethyl-5-isoxazolyl)amino]sulfonyl]-4-(2-oxazolyl)[1,1'-biphenyl]-2-yl]methyl]-N-methyl-3-pyridinecarboxamide;

5 3-(Acetylamino)-N-[[2'-[[[(3,4-dimethyl-5-isoxazolyl)amino]sulfonyl]-4-(2-oxazolyl)[1,1'-biphenyl]-2-yl]methyl]-N,4-dimethylbenzamide;

10 N-[[2'-[[[(3,4-Dimethyl-5-isoxazolyl)amino]sulfonyl]-4-(2-oxazolyl)[1,1'-biphenyl]-2-yl]methyl]-N,5-dimethyl-1-phenyl-1H-pyrazole-4-carboxamide;

15 N-[[2'-[[[(3,4-Dimethyl-5-isoxazolyl)amino]sulfonyl]-4-(2-oxazolyl)[1,1'-biphenyl]-2-yl]methyl]-4-methoxy-N-methyl-2-quinolinecarboxamide;

20 N-[[2'-[[[(3,4-Dimethyl-5-isoxazolyl)amino]sulfonyl]-4-(2-oxazolyl)[1,1'-biphenyl]-2-yl]methyl]-N,5-dimethyl-2-phenyl-2H-1,2,3-triazole-4-carboxamide;

N-[[2'-[[[(3,4-Dimethyl-5-isoxazolyl)amino]sulfonyl]-4-(2-oxazolyl)[1,1'-biphenyl]-2-yl]methyl]-N-methyl-2-phenoxy-3-pyridinecarboxamide;

25 N-[[2'-[[[(3,4-Dimethyl-5-isoxazolyl)amino]sulfonyl]-4-(2-oxazolyl)[1,1'-biphenyl]-2-yl]methyl]-N',N'-diethyl-N-methyl-1,2-benzenedicarboxamide;

30 N-[[2'-[[[(3,4-Dimethyl-5-isoxazolyl)amino]sulfonyl]-4-(2-oxazolyl)[1,1'-biphenyl]-2-yl]methyl]-N-methyl-9H-fluorene-9-propanamide;

35 2'-[[[1-(1,1-Dimethylethyl)-3-methyl-1H-pyrazol-5-yl]amino]methyl]-N-(3,4-dimethyl-5-isoxazolyl)-4'-(2-oxazolyl)[1,1'-biphenyl]-2-sulfonamide;



N-(3,4-Dimethyl-5-isoxazolyl)-4'-(2-oxazolyl)-2'-[(1H-pyrazol-3-ylamino)methyl][1,1'-biphenyl]-2-sulfonamide;

5 N-(3,4-Dimethyl-5-isoxazolyl)-4'-(2-oxazolyl)-2'-[(1H-1,2,4-triazol-3-ylamino)methyl][1,1'-biphenyl]-2-sulfonamide;

10 N-(3,4-Dimethyl-5-isoxazolyl)-2'-[[(5-methyl-3-oxazolyl) amino]methyl]-4'-(2-oxazolyl)[1,1'-biphenyl]-2-sulfonamide;

15 2'-[[(4-Cyano-1H-pyrazol-3-yl) amino]methyl]-N-(3,4-dimethyl-5-isoxazolyl)-4'-(2-oxazolyl)[1,1'-biphenyl]-2-sulfonamide;

N-(3,4-Dimethyl-5-isoxazolyl)-2'-[[(3,5-dimethyl-2-pyrazinyl) amino]methyl]-4'-(2-oxazolyl)[1,1'-biphenyl]-2-sulfonamide;

20 N-(3,4-Dimethyl-5-isoxazolyl)-2'-[[(3,5-dimethyl-2-pyrimidinyl) amino]methyl]-4'-(2-oxazolyl)[1,1'-biphenyl]-2-sulfonamide;

25 N-(3,4-Dimethyl-5-isoxazolyl)-2'-[[(5-ethyl-1,3,4-thiadiazol-2-yl) amino]methyl]-4'-(2-oxazolyl)[1,1'-biphenyl]-2-sulfonamide;

30 2'-[(2-Benzothiazolylamino)methyl]-N-(3,4-dimethyl-5-isoxazolyl)-4'-(2-oxazolyl)[1,1'-biphenyl]-2-sulfonamide

2'-[[(4-Bromo-1H-pyrazol-3-yl) amino]methyl]-N-(3,4-dimethyl-5-isoxazolyl)-4'-(2-oxazolyl)[1,1'-biphenyl]-2-sulfonamide;

35 N-(3,4-Dimethyl-5-isoxazolyl)-4'-(2-oxazolyl)-2'-[[[5-(2-thienyl)-1H-pyrazol-3-yl] amino]methyl][1,1'-biphenyl]-2-sulfonamide;



N-(3,4-Dimethyl-5-isoxazolyl)-2'-[[(6-methoxy-2-benzothiazolyl)amino)methyl]-4'-(2-oxazolyl)[1,1'-biphenyl]-2-sulfonamide;

5

2'-[[[4-(4-Chlorophenyl)-6-ethoxy-2-pyrimidinyl]amino)methyl]-N-(3,4-dimethyl-5-isoxazolyl)-4'-(2-oxazolyl)[1,1'-biphenyl]-2-sulfonamide; and

10 N-(4,5-dimethyl-3-isoxazolyl)-4'-(2-oxazolyl)-2'-[[3-(trifluoromethyl)-1H-pyrazol-1-yl]methyl][1,1'-biphenyl]-2-sulfonamide.

14. A method of treating endothelin-related disorders in a mammal, which comprises administering to said mammal an effective endothelin-related
15 disorder treating amount of a compound of any one of claims 1 to 13.

15. A method of treating hypertension, which comprises administering an effective hypertension treating amount of a compound of any one of claims 1 to 13.

20

16. A method of treating pulmonary hypertension which comprises administering an effective pulmonary hypertension treating amount of a compound of any one of claims 1 to 13.

25

17. A method of treating primary pulmonary hypertension, which comprises administering an effective primary pulmonary hypertension treating amount of a compound of any one of claims 1 to 13.

30

18. A method of treating low renin hypertension, which comprises administering an effective low renin hypertension treating amount of a compound of any one of claims 1 to 13.



19. A method of treating renal, glomerular or mesangial cell disorders, which comprises administering an effective renal, glomerular or mesangial cell disorder treating amount of a compound of any one of claims 1 to 13.

5 20. A method of treating endotoxemia, which comprises administering an effective endotoxemia treating amount of a compound of any one of claims 1 to 13.

10 21. A method of treating ischemia, which comprises administering an effective ischemia treating amount of a compound of any one of claims 1 to 13.

15 22. A method of treating atherosclerosis, which comprises administering an effective atherosclerosis treating amount of a compound of any one of claims 1 to 13.

23. A method of treating restenosis, which comprises administering an effective restenosis treating amount of a compound of any one of claims 1 to 13.

20 24. A method of treating subarachnoid hemorrhage, which comprises administering an effective subarachnoid hemorrhage treating amount of a compound of any one of claims 1 to 13.

25 25. A method of treating benign prostatic hypertrophy, which comprises administering a benign prostatic hypertrophy treating amount of a compound of any one of claims 1 to 13.

30 26. A method of treating congestive heart failure in a mammal, which comprises administering to said mammal an effective congestive heart failure treating amount of a compound of any one of claims 1 to 13.

27. A method of treating migraine in a mammal, which comprises administering to said mammal an effective migraine treating amount of a compound of any one of claims 1 to 13.



28. The method of any one of claims 14 to 27, wherein said compound of any one of claims 1 to 13 is used in combination with at least one

angiotensin II (AII) receptor antagonist, renin inhibitor, angiotensin converting enzyme (ACE) inhibitor, dual neutral
5 endopeptidase (NEP)-ACE inhibitor, diuretic or cardiac glycoside.

29. A pharmaceutical composition for the treatment of an endothelin-related
10 disorder, comprising a compound of any one of claims 1 to 13 in an amount effective therefor and a physiologically acceptable vehicle or carrier.

30. A pharmaceutical composition of Claim 29, further comprising at least one angiotensin II (AII) receptor
15 antagonist, renin inhibitor, angiotensin converting enzyme (ACE) inhibitor, dual neutral endopeptidase (NEP)-ACE inhibitor, diuretic or cardiac glycoside.

31. A compound selected from the group consisting of:
20

N-[[2'-[[[(3,4-Dimethyl-5-isoxazolyl)amino]sulfonyl]-4-(2-oxazolyl)[1,1'-biphenyl]-2-yl]methyl]-N-(1-methylethyl)-2,2-dimethylpropanamide;

25 N-[[2'-[[[(3,4-Dimethyl-5-isoxazolyl)amino]sulfonyl]-4-(2-oxazolyl)[1,1'-biphenyl]-2-yl]methyl]-N-(1-methylethyl)propanamide;

30 2'-(Cyanomethyl)-N-(3,4-dimethyl-5-isoxazolyl)-4'-(2-oxazolyl)[1,1'-biphenyl]-2-sulfonamide;

35 N-(1,1-Dimethylethyl)-2'-[[[(3,4-dimethyl-5-isoxazolyl)amino]sulfonyl]-4-(2-oxazolyl)[1,1'-biphenyl]-2-acetamide;

2'-[[[(3,4-Dimethyl-5-isoxazolyl)amino]sulfonyl]-N,N-dimethyl-4-(2-oxazolyl)[1,1'-biphenyl]-2-acetamide;



N-Cyclopropyl-N-[[2'-[[(3,4-dimethyl-5-isoxazolyl)amino]sulfonyl]-4-(2-oxazolyl)[1,1'-biphenyl]-2-yl]methyl]-2-methylpropanamide;

N-(3,4-Dimethyl-5-isoxazolyl)-2'-[[(1-methylethyl)amino]methyl]-4'-(2-oxazolyl)[1,1'-biphenyl]-2-sulfonamide;

5

N-[[2'-[[(3,4-Dimethyl-5-isoxazolyl)amino]sulfonyl]-4-(2-oxazolyl)[1,1'-biphenyl]-2-yl]methyl]-N-methylcyclopropanecarboxamide;

10

N-(3,4-Dimethyl-5-isoxazolyl)-2'-[[(2-methylpropyl)sulfonyl]methyl]-4'-(2-oxazolyl)[1,1'-biphenyl]-2-sulfonamide;

15

N-[[2'-[[(3,4-Dimethyl-5-isoxazolyl)amino]sulfonyl]-4-(2-oxazolyl)[1,1'-biphenyl]-2-yl]methyl]-N,2-dimethylpropanamide;

20

N-(3,4-Dimethyl-5-isoxazolyl)-2'-[[methyl(2-methylpropyl)amino]methyl]-4'-(2-oxazolyl)[1,1'-biphenyl]-2-sulfonamide;

25

N-[[2'-[[(3,4-Dimethyl-5-isoxazolyl)amino]sulfonyl]-4-(2-oxazolyl)[1,1'-biphenyl]-2-yl]methyl]-N-methylbenzeneacetamide;

30

N-(3,4-Dimethyl-5-isoxazolyl)-2'-[(methylphenylamino)methyl]-4'-(2-oxazolyl)[1,1'-biphenyl]-2-sulfonamide, trifluoroacetate (1:1);

35

N-[[2'-[[(3,4-Dimethyl-5-isoxazolyl)amino]sulfonyl]-4-(2-oxazolyl)[1,1'-biphenyl]-2-yl]methyl]-N, α , α -trimethylbenzeneacetamide;

N-(3,4-Dimethyl-5-isoxazolyl)-2'-[(1-methylethoxy)methyl]-4'-(2-oxazolyl)[1,1'-biphenyl]-2-sulfonamide;

N-[[2'-[[(3,4-Dimethyl-5-isoxazolyl)amino]sulfonyl]-4-(2-oxazolyl)[1,1'-biphenyl]-2-yl]methyl]-N-methylbenzenepropanamide;



N-[[2'-[[(3,4-Dimethyl-5-isoxazolyl) amino] sulfonyl]-4-(2-oxazolyl)[1,1'-biphenyl]-2-yl]methyl]-N-methylcyclopentanecarbox-amide;

5 N-[[2'-[[(3,4-Dimethyl-5-isoxazolyl) amino] sulfonyl]-4-(2-oxazolyl)[1,1'-biphenyl]-2-yl]methyl]-N-methylcyclohexanecarbox-amide;

10 N-[[2'-[[(3,4-Dimethyl-5-isoxazolyl) amino] sulfonyl]-4-(2-oxazolyl)[1,1'-biphenyl]-2-yl]methyl]-N-methylcyclohexane-propanamide;

15 N-[[2'-[[(3,4-Dimethyl-5-isoxazolyl) amino] sulfonyl]-4-(2-oxazolyl)[1,1'-biphenyl]-2-yl]methyl]-N-methyl-1-naphthaleneacetamide;

20 N-[[2'-[[(3,4-Dimethyl-5-isoxazolyl) amino] sulfonyl]-4-(2-oxazolyl)[1,1'-biphenyl]-2-yl]methyl]-N-methylcyclopropaneacetamide;

N-[[2'-[[(3,4-Dimethyl-5-isoxazolyl) amino] sulfonyl]-4-(2-oxazolyl)[1,1'-biphenyl]-2-yl]methyl]-N,3,3-trimethylbutanamide;

25 N-[[2'-[[(3,4-Dimethyl-5-isoxazolyl) amino] sulfonyl]-4-(2-oxazolyl)[1,1'-biphenyl]-2-yl]methyl]-N-methylcyclopentane-propanamide;

30 N-[[2'-[[(3,4-Dimethyl-5-isoxazolyl) amino] sulfonyl]-4-(2-oxazolyl)[1,1'-biphenyl]-2-yl]methyl]-N-methylcyclohexaneacetamide;

35 N-[[2'-[[(3,4-Dimethyl-5-isoxazolyl) amino] sulfonyl]-4-(2-oxazolyl)[1,1'-biphenyl]-2-yl]methyl]-N-methyl-1-naphthalenecarboxamide;



N-(3,4-Dimethyl-5-isoxazolyl)-4'-(2-oxazolyl)-2'-
phenoxy)methyl][1,1'-biphenyl]-2-sulfonamide;

5 N-(3,4-Dimethyl-5-isoxazolyl)-4'-(2-oxazolyl)-2'-(3-
phenylpropoxy)[1,1'-biphenyl]-2-sulfonamide;

2'-[([1,1-Biphenyl]-4-yloxy)methyl]-N-(3,4-
dimethyl-5-isoxazolyl)-4'-(2-oxazolyl)[1,1'-biphenyl]-2-
sulfonamide;

10

N-[[2'-[[(3,4-Dimethyl-5-
isoxazolyl)amino]sulfonyl]-4-(2-oxazolyl)[1,1'-biphenyl]-2-
yl]methyl]-N-methyl[1,1'-biphenyl]-4-carboxamide;

15

N-(3,4-Dimethyl-5-isoxazolyl)-2'-(2-hydroxy-4-
phenylbutyl)-4'-(2-oxazolyl)[1,1'-biphenyl]-2-sulfonamide,
Isomer A;

20

N-(3,4-Dimethyl-5-isoxazolyl)-2'-(2-hydroxy-4-
phenylbutyl)-4'-(2-oxazolyl)[1,1'-biphenyl]-2-sulfonamide,
Isomer B;

25

N-[[2'-[[(3,4-Dimethyl-5-isoxazolyl)amino]sulfonyl]-4-
(2-oxazolyl)[1,1'-biphenyl]-2-yl]ethyl]-N-
methylbenzeneacetamide;

30

N-(3,4-Dimethyl-5-isoxazolyl)-2'-
[(phenylamino)methyl]-4'-(2-oxazolyl)[1,1'-biphenyl]-2-
sulfonamide;

[[2'-[[(3,4-Dimethyl-5-isoxazolyl)amino]sulfonyl]-4-
(2-oxazolyl)[1,1'-biphenyl]-2-yl]methyl]methylcarbamic
acid, phenyl ester;

35

[[2'-[[(3,4-Dimethyl-5-isoxazolyl)amino]sulfonyl]-4-
(2-oxazolyl)[1,1'-biphenyl]-2-yl]methyl]methylcarbamic
acid, phenylmethyl ester;



N-(3,4-Dimethyl-5-isoxazolyl)-2'-
[[methyl(phenylmethyl)amino]methyl]-4'-(2-oxazolyl)[1,1'-
biphenyl]-2-sulfonamide;

5

N-(3,4-Dimethyl-5-isoxazolyl)-2'-[[methyl(2-
phenylethyl)amino]methyl]-4'-(2-oxazolyl)[1,1'-biphenyl]-2-
sulfonamide;

10

N,N,N'-Trimethyl-N'-[[2'-[[(3,4-dimethyl-5-
isoxazolyl)amino]sulfonyl]-4-(2-oxazolyl)[1,1'-biphenyl]-2-
yl]methyl]urea;

15

N-(3,4-Dimethyl-5-isoxazolyl)-4'-(2-oxazolyl)-2'-[(3-
phenyl-2-oxo-1-imidazolidinyl)methyl][1,1'-biphenyl]-2-
sulfonamide;

20

N-(3,4-dimethyl-5-isoxazolyl)-4'-(2-oxazolyl)-2'-[(2-
oxo-3-methyl-1-imidazolidinyl)methyl][1,1'-biphenyl]-2-
sulfonamide;

25

N-(3,4-dimethyl-5-isoxazolyl)-4'-(2-oxazolyl)-2'-[[2-
oxo-3-(1-methylethyl)-1-imidazolidinyl]methyl][1,1'-
biphenyl]-2-sulfonamide;


30

N-[[2'-[[(3,4-dimethyl-5-isoxazolyl)amino]sulfonyl]-4-
(2-oxazolyl)[1,1'-biphenyl]-2-yl]methyl]-N,3-
dimethylbutanamide;

N-[[2'-[[(4,5-Dimethyl-3-isoxazolyl)amino]sulfonyl]-4-
(2-oxazolyl)[1,1'-biphenyl]-2-yl]methyl]-N,4,4-
trimethylpentanamide;

35

N-[[2'-[[(3,4-Dimethyl-5-isoxazolyl)amino]sulfonyl]-4-
(2-oxazolyl)[1,1'-biphenyl]-2-yl]methyl]-N-
methylcyclobutanecarboxamide;



N-[[2'-[[(3,4-Dimethyl-5-isoxazolyl) amino] sulfonyl]-4-(2-oxazolyl) [1,1'-biphenyl]-2-yl]methyl]-N-methylbenzenebutanamide; and

- 5 N-[[2'-[[(3,4-Dimethyl-5-isoxazolyl) amino] sulfonyl]-4-(2-oxazolyl) [1,1'-biphenyl]-2-yl]methyl]-N-methyl[1,1'-biphenyl]-2-carboxamide.

32. A method of treating endothelin-related disorders
10 in a mammal, which comprises administering to said mammal an effective endothelin-related disorder treating amount of a compound of Claim 31.


33. A method of treating hypertension, which
15 comprises administering an effective hypertension treating amount of a compound of Claim 31.

34. A method of treating pulmonary hypertension,
which comprises administering an effective pulmonary
20 hypertension treating amount of a compound of Claim 31.

35. A method of treating primary pulmonary
hypertension, which comprises administering an effective
primary pulmonary hypertension treating amount of a
25 compound of Claim 31.

36. A method of treating low renin hypertension,
which comprises administering an effective low renin
hypertension treating amount of a compound of Claim 31.
30

37. A method of treating renal, glomerular or
mesangial cell disorders, which comprises administering an
effective renal, glomerular or mesangial cell disorder
treating amount of a compound of Claim 31.
35



38. A method of treating endotoxemia, which comprises administering an effective endotoxemia treating amount of a compound of Claim 31.

5 39. A method of treating ischemia, which comprises administering an effective ischemia treating amount of a compound of Claim 31.

10 40. A method of treating atherosclerosis, which comprises administering an effective atherosclerosis treating amount of a compound of Claim 31.

15 41. A method of treating restenosis, which comprises administering an effective restenosis treating amount of a compound of Claim 31.

20 42. A method of treating subarachnoid hemorrhage, which comprises administering an effective subarachnoid hemorrhage treating amount of a compound of Claim 31.

25 43. A method of treating benign prostatic hypertrophy, which comprises administering a benign prostatic hypertrophy treating amount of a compound of Claim 31.

30 44. A method of treating congestive heart failure in a mammal, which comprises administering to said mammal an effective congestive heart failure treating amount of a compound of Claim 31.

45. A method of treating migraine in a mammal, which comprises administering to said mammal an effective migraine treating amount of a compound of Claim 31.

46. The method of any one of claims 32 to 45 wherein said compound of Claim 31 is used in combination with at least one angiotensin II (AII) receptor antagonist, renin inhibitor,



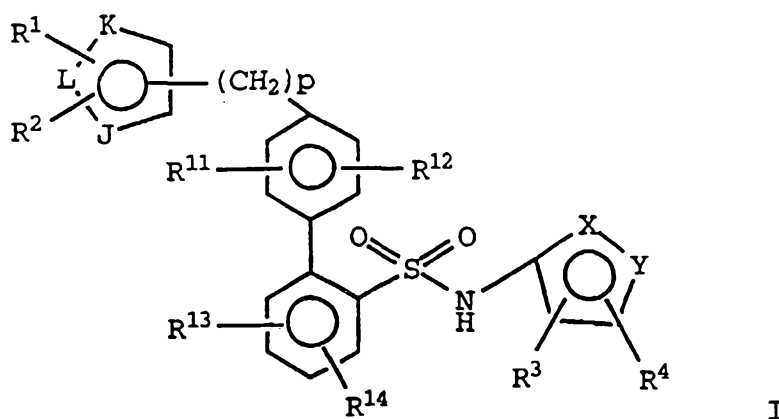
angiotensin converting enzyme (ACE) inhibitor, dual neutral endopeptidase (NEP)-ACE inhibitor, diuretic or cardiac glycoside.

5 47. A pharmaceutical composition for the treatment of an endothelin-related disorder, comprising a compound of Claim 31 in an amount effective therefor and a physiologically acceptable vehicle or carrier.

10 48. A pharmaceutical composition of Claim 47, further comprising at least one angiotensin II (AII) receptor antagonist, renin inhibitor, angiotensin converting enzyme (ACE) inhibitor, dual neutral endopeptidase (NEP)-ACE inhibitor, diuretic or cardiac glycoside.

15

49. A compound of the formula




20 or an enantiomer, diastereomer or pharmaceutically acceptable salt thereof, wherein:

one of X and Y is N and the other is O;

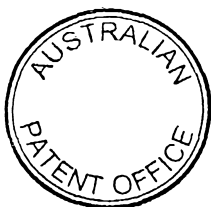
R¹, R², R³ and R⁴ are each directly bonded to a ring carbon and are each independently

25

- (a) hydrogen;
- (b) alkyl, alkenyl, alkynyl, alkoxy, cycloalkyl, cycloalkylalkyl, cycloalkenyl, cycloalkenylalkyl, aryl, aryloxy, aralkyl or aralkoxy, any of which may be substituted with Z¹, Z² and Z³;



- (c) halo;
- (d) hydroxyl;
- (e) cyano;
- (f) nitro;
- 5 (g) $-C(O)H$ or $-C(O)R^5$;
- (h) $-CO_2H$ or $-CO_2R^5$;
- (i) $-Z^4-NR^6R^7$;
- (j) $-Z^4-N(R^{10})-Z^5-NR^8R^9$; or
- (k) R^3 and R^4 together may also be alkylene or
- 10 alkenylene, either of which may be substituted with Z^1 , Z^2 and Z^3 , completing a 4- to 8-membered saturated, unsaturated or aromatic ring together with the carbon atoms to which they are attached;
- 15 R^5 is alkyl, alkenyl, alkynyl, cycloalkyl, cycloalkylalkyl, cycloalkenyl, cycloalkenylalkyl, aryl or aralkyl, any of which may be substituted with Z^1 , Z^2 and Z^3 ;
- R^6 , R^7 , R^8 , R^9 and R^{10} are each independently
- 20 (a) hydrogen; or
- (b) alkyl, cycloalkyl, cycloalkylalkyl, cycloalkenylalkyl, aryl or aralkyl, any of which may be substituted with Z^1 , Z^2 and Z^3 ; or
- R^6 and R^7 together may be alkylene or alkenylene,
- 25 either of which may be substituted with Z^1 , Z^2 and Z^3 , completing a 3- to 8-membered saturated or unsaturated ring together with the nitrogen atom to which they are attached; or any two of R^8 , R^9 and R^{10} together are alkylene or alkenylene, either of which may be substituted with Z^1 , Z^2
- 30 and Z^3 , completing a 3- to 8-membered saturated or unsaturated ring together with the atoms to which they are attached;
- R^{11} , R^{12} , R^{13} and R^{14} are each independently
- (a) hydrogen;
- 35 (b) alkyl, alkenyl, alkynyl, alkoxy, cycloalkyl, cycloalkylalkyl, cycloalkenyl, cycloalkenylalkyl, aryl,



- aryloxy, aralkyl or aralkoxy, any of which may be substituted with Z^1 , Z^2 and Z^3 ,
- (c) heterocycle, substituted heterocycle or heterocyclooxy;
- 5 (d) halo;
- (e) hydroxyl;
- (f) cyano;
- (g) nitro;
- (h) $-C(O)H$ or $-C(O)R^5$;
- 10 (i) $-CO_2H$ or $-CO_2R^5$;
- (j) $-SH$, $-S(O)_nR^5$, $-S(O)_m-OH$, $-S(O)_m-OR^5$, $-O-S(O)_m-OR^5$, $-O-S(O)_mOH$ or $-O-S(O)_m-OR^5$;
- (k) $-Z^4-NR^6R^7$; or
- 15 (l) $-Z^4-N(R^{10})-Z^5-NR^8R^9$;
- Z^1 , Z^2 and Z^3 are each independently
- (a) hydrogen;
- (b) halo;
- (c) hydroxy;
- 20 (d) alkyl;
- (e) alkenyl;
- (f) aryl;
- (g) aralkyl;
- (h) alkoxy;
- 25 (i) aryloxy;
- (j) aralkoxy;
- (k) heterocycle, substituted heterocycle or heterocyclooxy;
- (l) $-SH$, $-S(O)_nZ^6$, $-S(O)_m-OH$, $-S(O)_m-OZ^6$, $-O-S(O)_m-Z^6$, $-O-S(O)_mOH$ or $-O-S(O)_m-OZ^6$;
- 30 (m) oxo;
- (n) nitro;
- (o) cyano;
- (p) $-C(O)H$ or $-C(O)Z^6$;
- 35 (q) $-CO_2H$ or $-CO_2Z^6$;
- (r) $-Z^4-NZ^7Z^8$;
- (s) $-Z^4-N(Z^{11})-Z^5-H$;



(t) $-Z^4-N(Z^{11})-Z^5-Z^6$; or
 (u) $-Z^4-N(Z^{11})-Z^5-NZ^7Z^8$;
 Z^4 and Z^5 are each independently

- 5 (a) a single bond;
 (b) $-Z^9-S(O)_n-Z^{10}-$;
 (c) $-Z^9-C(O)-Z^{10}-$;
 (d) $-Z^9-C(S)-Z^{10}-$;
 (e) $-Z^9-O-Z^{10}-$;
 (f) $-Z^9-S-Z^{10}-$;
 10 (g) $-Z^9-O-C(O)-Z^{10}-$; or
 (h) $-Z^9-C(O)-O-Z^{10}-$;

Z^6 is alkyl; alkyl substituted with one to three groups selected from halogen, aryl, aryloxy and alkoxy; alkenyl; alkynyl; cycloalkyl; cycloalkyl substituted with
 15 one to three groups selected from alkyl, aryl, alkenyl and alkoxyaryl; cycloalkyl to which is fused a benzene ring; aryloxy substituted with one or two halogens; cycloalkylalkyl; cycloalkenyl; cycloalkenylalkyl; aryl; aryl substituted with methylenedioxy or one to four groups
 20 selected from alkyl, dialkylamino, cyano, halogen, trihaloalkyl, alkoxy and trihaloalkoxy; or heterocycle or substituted heterocycle;

Z^7 and Z^8 are each independently hydrogen, alkyl, cycloalkyl, cycloalkylalkyl, cycloalkenylalkyl, aryl or
 25 aralkyl, or Z^7 and Z^8 together are alkylene or alkenylene, completing a 3- to 8-membered saturated or unsaturated ring together with the nitrogen atom to which they are attached;

Z^9 and Z^{10} are each independently a single bond, alkylene, alkenylene or alkynylene;

30 Z^{11} is

- (a) hydrogen; or
 (b) alkyl, alkyl substituted with one, two or three halogens, cycloalkyl, cycloalkylalkyl, cycloalkenylalkyl, aryl or aralkyl;

35 or any two of Z^7 , Z^8 and Z^{11} together are alkylene or alkenylene, completing a 3- to 8-membered saturated or



unsaturated ring together with the atoms to which they are attached;

J is O, S, N or NR¹⁵;

K and L are N or C, provided that at least
5 one of K or L is C;

R¹⁵ is hydrogen, alkyl, hydroxyethoxy methyl or methoxyethoxy methyl;

each m is independently 1 or 2;


each n is independently 0, 1 or 2; and

10 p is 0 or an integer from 1 to 2;

wherein at least one of (i) to (iv) applies:

(i) at least one of R¹¹, R¹², R¹³ or R¹⁴ is heterocycle, substituted heterocycle or heterocyclooxy;
(ii) at least one of Z¹, Z² or Z³ is aryl, heterocycle,
15 substituted heterocycle or heterocyclooxy; (iii) Z⁶ is alkyl substituted with one to three groups selected from halogen, aryl, aryloxy and alkoxy, wherein at least one substituent is other than aryl; alkyl substituted with two or three aryl groups; cycloalkyl substituted with one to
20 three groups selected from alkyl, aryl, alkenyl and alkoxyaryl; cycloalkyl to which is fused a benzene ring; aryloxy substituted with one or two halogens; aryl substituted with methylenedioxy; aryl substituted with one to four groups selected from alkyl, dialkylamino, cyano,
25 halogen, trihaloalkyl, alkoxy and trihaloalkoxy; or heterocycle or substituted heterocycle; or (iv) Z¹¹ is alkyl substituted with one, two or three halogens.

50. Use of a compound of any one of claims 1 to 13 or 31 in the manufacture of a medicament for use in treating hypertension, pulmonary
30 hypertension, primary pulmonary hypertension, low renin hypertension, renal, glomerular or mesangial cell disorders, endotoxemia, ischemia, atherosclerosis, restenosis, subarachnoid hemorrhage, benign prostatic hypertrophy, congestive heart failure and migraine.



DATED: 30 March 2000

PHILLIPS ORMONDE & FITZPATRICK

5 Attorneys for:

BRISTOL-MYERS SQUIBB COMPANY

