

No. 859,794.

PATENTED JULY 9, 1907.

I. ALBERTELLI.
BANANA CRATE.
APPLICATION FILED APR. 18, 1906.

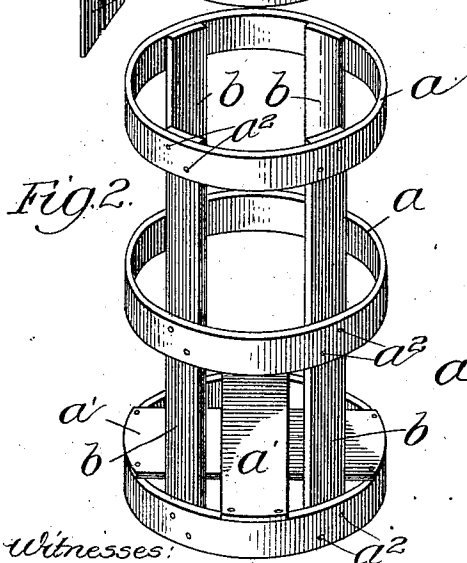
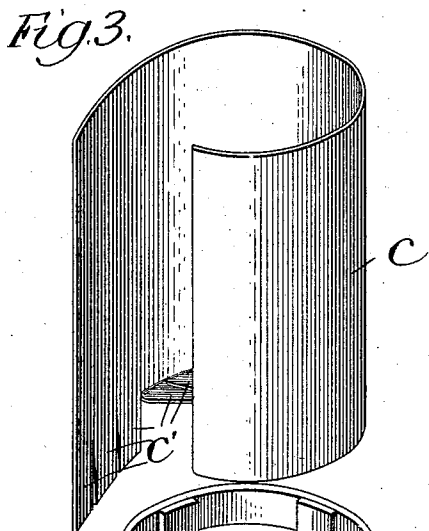
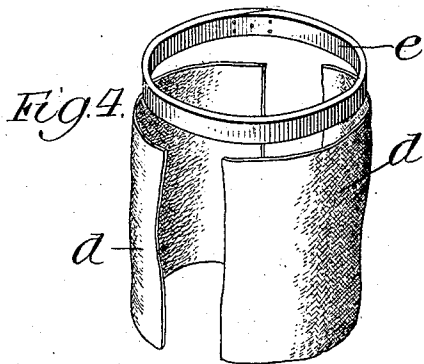
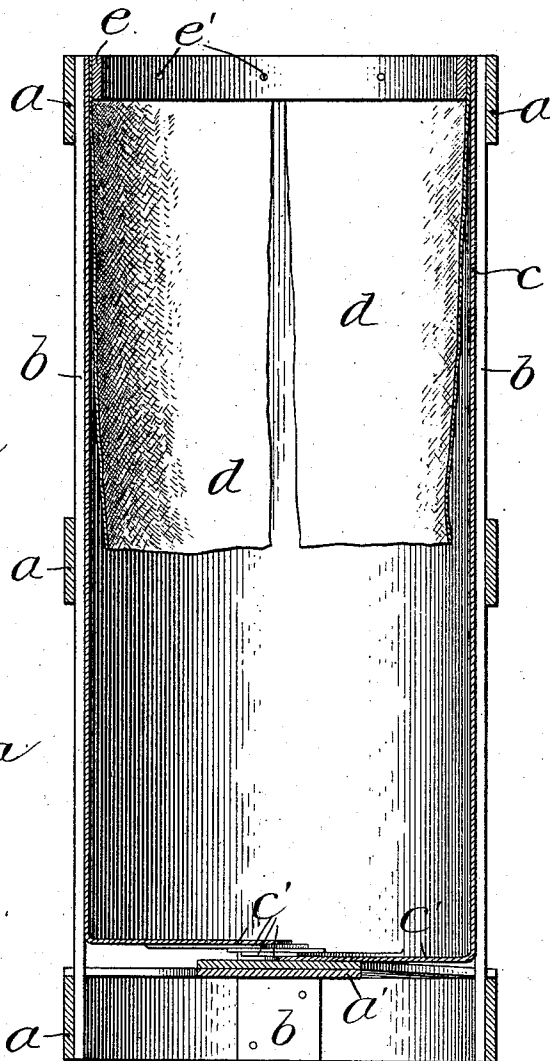


Fig. 1.



Witnesses:
Ed. Gaylord,
John Enders.

Inventor:
Innocent Albertelli,
By *Thomas F. Sheridan,*
Attorney.

UNITED STATES PATENT OFFICE.

INNOCENT ALBERTELLI, OF CHICAGO, ILLINOIS.

BANANA-CRATE.

No. 859,794.

Specification of Letters Patent.

Patented July 9, 1907.

Application filed April 18, 1906. Serial No. 312,400.

To all whom it may concern:

Be it known that I, INNOCENT ALBERTELLI, a citizen of the United States, residing at Chicago, in the county of Cook and State of Illinois, have invented certain
5 new and useful Improvements in Banana-Crates, of which the following is a specification.

My invention relates to banana crates, and has for its object to provide an improved crate in which bananas may be packed for shipment.

10 My invention consists in the combinations and details hereinafter set forth and claimed.

In the drawings—Figure 1 is a transverse sectional elevation of my improved crate. Fig. 2 is a perspective view of the outer top portion. Fig. 3 is a perspective view of the inner body portion. Fig. 4 is a perspective view, showing the details of the top closure.

15 My improved crate comprises an outer cylindrical body portion, formed of a series of rings *a* connected by uprights *b*, which are rigidly secured to the rings by nails, or suitable fastening means *a*². The lower ring *a* has secured to its upper edges cross pieces *a*¹ forming a bottom for the ring. This bottom, it will be observed, is thus somewhat elevated above the lower end of the crate, thus preventing the contact of the bottom
20 of the crate with the floor and preventing any wear upon the inner body portion. Within this body portion is placed a cylindrical inner body formed from a sheet of pasteboard, or similar material, this inner body

portion being indicated at *c*. The lower edge of this inner body portion is cut into a series of flaps *c*¹ which
30 are turned inwardly—as indicated in Figs. 1 and 3—to form a bottom closure for the crate. This inner body portion is connected to the outer portion at its upper end only by means of a ring *e* placed within the upper end of the crate and secured to the outer ring *a* by any
35 suitable fastening means, such as nails *e*¹. Flaps of paper *d* are secured at one edge between the ring *e* and the inner body portion. These flaps are adapted to be turned upwardly and tied together over the bananas, forming a top closure for the crate. 40

My crate is of exceedingly simple construction, and may be shipped in its “knocked-down” condition and be put together at the place where it is to be used. I have further provided a crate in which bananas are thoroughly protected from the weather and from dust
45 and dirt.

I claim:

A crate comprising a rigid outer skeleton frame composed of a series of rings, uprights connecting said rings, transverse cross bars fixed to the upper side of the lower
50 ring, a cylindrical casing of stiff pasteboard, the lower end of said interior casing being slitted and intumed to form a bottom resting upon said transverse cross bars.

INNOCENT ALBERTELLI.

Witnesses:

ANNIE C. COURTENAY,
JENNIE A. MACEDWARD.