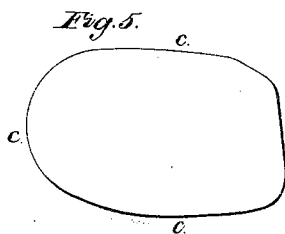
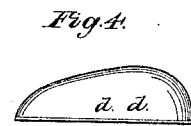
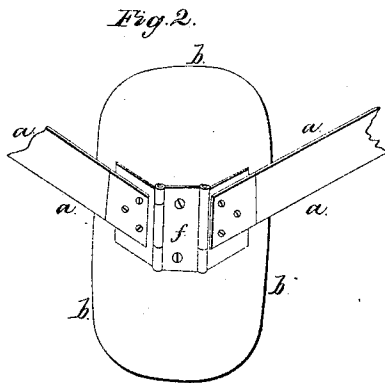
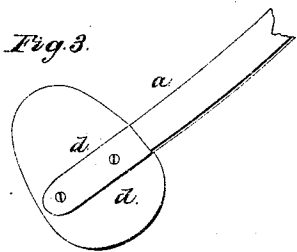
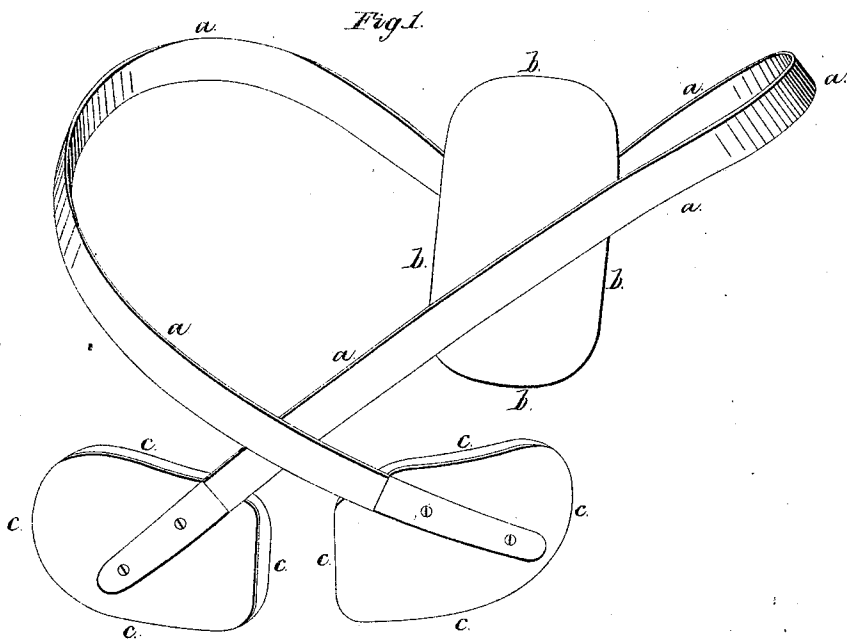


W. R. Battle,

Truss.

N<sup>o</sup> 7,032.

Patented Jan. 22, 1850.



# UNITED STATES PATENT OFFICE.

WILLIAM R. BATTLE, OF POWELTON, GEORGIA.

## IMPROVEMENT IN TRUSSES FOR HERNIA.

Specification forming part of Letters Patent No. 7,032, dated January 22, 1850.

*To all whom it may concern:*

Be it known that I, WILLIAM R. BATTLE, of Powelton, in the county of Hancock and State of Georgia, have invented a new and Improved Hernial Truss and Abdominal Supporter; and I do hereby declare that the following is a full and exact description thereof, reference being had to the accompanying drawings, and to the letters of reference marked thereon, making a part of this specification, in which—

Figure 1 is a perspective view. Fig. 2 is an outside view of the back-pad. Fig. 3 is an outside view of a section of an elliptical spring with hernial pad or block attached; Fig. 4, a side view of hernial pad or block; Fig. 5, a view of the inside of abdominal supporter.

*a a*, Figs. 1, 2, and 3, elliptical springs; *b b*, Figs. 1 and 2, back-pad; *c c*, Figs. 1 and 5, abdominal supporters; *d d*, Figs. 3 and 4, hernial pads or blocks.

The elliptical springs *a a* must be made of the best steel for springs and tempered with a good spring temper, about three-fourths of an inch wide, and of a thickness in proportion to their length, so as to give a firm pressure. They are cut at an angle sufficient where they join on the back-pad, so that when bent the springs will pass just above the pelvis or hip-bones. They are bent so as to fit the body neatly and cross each other about the region of the navel, with the ends reaching nearly to the pubic bones for the attachment of the hernial pads or abdominal supporters. The ends are set in so as to produce a firm inward and upward pressure. The back-pad *b b*, Figs. 1 and 2, is made four or five inches in length and two or three inches in breadth, as per size of the truss. The foundation-plate is of sheet steel or brass and bent at the lower end out, so as to fit the curve in the back and well padded with wool; or it is composed of

two plates padded separately, with a small division between them connected with a hinge or leathers.

The elliptical springs *a a* are secured to the back-pad *b b* with a movable joint by means of small staples, or a double hinge, as represented in Fig. 2.

The hernial pads or blocks *d d* are turned of firm close-grained wood in the shape of an egg and split in the middle. The elliptical springs *a a* are screwed to the flat side of the half-egg, so that the half-egg will run parallel with the pubic bones, with the large end looking toward the pubis.

The abdominal supporters *c c*, Figs. 1 and 5, are made of fine-grained wood one-half inch thick, cut out to fit the abdomen, the inner edges well rounded and large enough to grasp the abdomen firmly. They are attached to the elliptical springs *a a* with screws or catches. The elliptical springs *a a* and back-pad *b b* are covered with kid leather or buckskin.

The truss is put on by opening the elliptical springs *a a* and placing the back-pad *b b* on the small of the back and then draw on one spring at a time. The truss becomes an abdominal supporter by changing the pads *d d* and screwing on the supporters *c c*.

What I claim as my invention, and desire to secure by Letters Patent, is—

The peculiar bend of the elliptical springs, as described in the foregoing specification, so as to cross them in front and make the spring on one side support the opposite side, thereby giving a better pressure with more ease and comfort to the wearer.

WILLIAM R. BATTLE.

Witnesses:

JNO. W. RUDISILL,

JOHN N. BLEDSOE.