



US00D728468S

(12) **United States Design Patent**
Ferber et al.

(10) **Patent No.:** **US D728,468 S**

(45) **Date of Patent:** **** *May 5, 2015**

(54) **BATTERY CASE FOR A MOBILE DEVICE**

USPC D13/102-108, 110, 119-121, 184;
429/96-100, 163, 176; D14/250-253,
D14/217, 238.1, 248, 440, 496, 356;
455/575.1, 575.8; 220/4.02; 206/305,
206/320, 251, 45.2

(71) Applicant: **RFA Brands, LLC**, Commerce
Township, MI (US)

(72) Inventors: **Roman S. Ferber**, West Bloomfield, MI
(US); **Hing Wah Tsang**, Ajax (CA);
John Liu, Mississauga (CA); **Andrew**
Steven Juhasz, Ajax (CA); **David Riley**,
Markham (CA); **Jenna Stephens-Wells**,
Toronto (CA)

See application file for complete search history.

(73) Assignee: **RFA Brands, LLC**, Commerce
Township, MI (US)

(56) **References Cited**

U.S. PATENT DOCUMENTS

D556,681 S 12/2007 Kim
D616,360 S * 5/2010 Huang D13/103
D616,361 S 5/2010 Huang
D643,029 S 8/2011 Feng
D653,202 S * 1/2012 Hasbrook et al. D13/103

(*) Notice: This patent is subject to a terminal dis-
claimer.

(Continued)

(**) Term: **14 Years**

Primary Examiner — Rosemary K Tarca

(74) *Attorney, Agent, or Firm* — Brooks Kushman P.C.

(21) Appl. No.: **29/496,832**

(57) **CLAIM**

The ornamental design for a battery case for a mobile device,
as shown and described.

(22) Filed: **Jul. 17, 2014**

DESCRIPTION

Related U.S. Application Data

(63) Continuation of application No. 29/440,916, filed on
Dec. 28, 2012, now Pat. No. Des. 709,439.

This application is a continuation of U.S. application Ser. No.
29/440,916 filed Dec. 28, 2012, now U.S. Pat. No. D709,439
which issued on July 22, 2014.

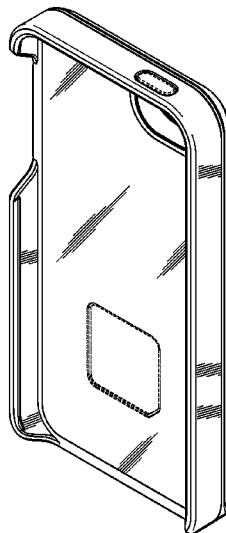
(51) **LOC (10) Cl.** **13-02**

(52) **U.S. Cl.**
USPC **D13/103**; D13/108; D14/250

(58) **Field of Classification Search**
CPC Y02E 60/12; Y02E 60/122; Y02E 60/124;
Y02E 60/50; H01M 2/02; H01M 2/022;
H01M 2/0202; H01M 2/0207; H01M 2/0212;
H01M 2/1061; H01M 2/1022; H01M 2/1055;
H01M 2/1066; H01M 2/105; H01M 2/204;
H01M 10/4257; H01M 10/0436; H01M 10/48;
H04M 1/04; H04M 1/0262; H04M 1/0283;
H04M 1/185

FIG. 1 is a perspective view of a battery case for a mobile
device according to an embodiment;
FIG. 2 is a back side view of the battery case of FIG. 1;
FIG. 3 is a front side view of the battery case of FIG. 1;
FIG. 4 is a top side view of the battery case of FIG. 1;
FIG. 5 is a bottom side view of the battery case of FIG. 1;
FIG. 6 is a left side view of the battery case of FIG. 1; and,
FIG. 7 is a right side view of the battery case of FIG. 1.
The broken lines are for illustrative purposes only and form
no part of the claimed design.

1 Claim, 4 Drawing Sheets



(56)

References Cited

U.S. PATENT DOCUMENTS

D659,094 S	5/2012	Brand et al.		D686,199 S	7/2013	Fahrendorff et al.	
D660,789 S *	5/2012	Mar	D13/103	D687,426 S	8/2013	Requa	
D663,263 S *	7/2012	Gupta et al.	D13/103	D689,199 S	9/2013	Elizarraras et al.	
D664,091 S *	7/2012	Pliner et al.	D13/108	D700,598 S	3/2014	Kim	
D665,735 S *	8/2012	Kang et al.	D13/108	D709,439 S *	7/2014	Ferber et al.	D13/103
D671,493 S	11/2012	Hasbrook et al.		D710,795 S *	8/2014	Gupta et al.	D13/103
D676,032 S	2/2013	Stump et al.		D711,312 S *	8/2014	Tien	D13/103
8,367,235 B2	2/2013	Huang		D711,863 S *	8/2014	Wen	D14/250
D677,249 S	3/2013	Li et al.		D716,784 S *	11/2014	Wen	D14/250
D679,271 S *	4/2013	Liu	D14/250	2010/0124040 A1 *	5/2010	Diebel et al.	361/816
D679,694 S	4/2013	Fahrendorff et al.		2011/0159324 A1	6/2011	Huang et al.	
D681,620 S	5/2013	Huskinson		2011/0287726 A1	11/2011	Huang	
D684,567 S	6/2013	Murchison et al.		2011/0287808 A1	11/2011	Huang	
				2012/0303520 A1	11/2012	Huang	
				2014/0078671 A1 *	3/2014	Hong	361/679.56

* cited by examiner

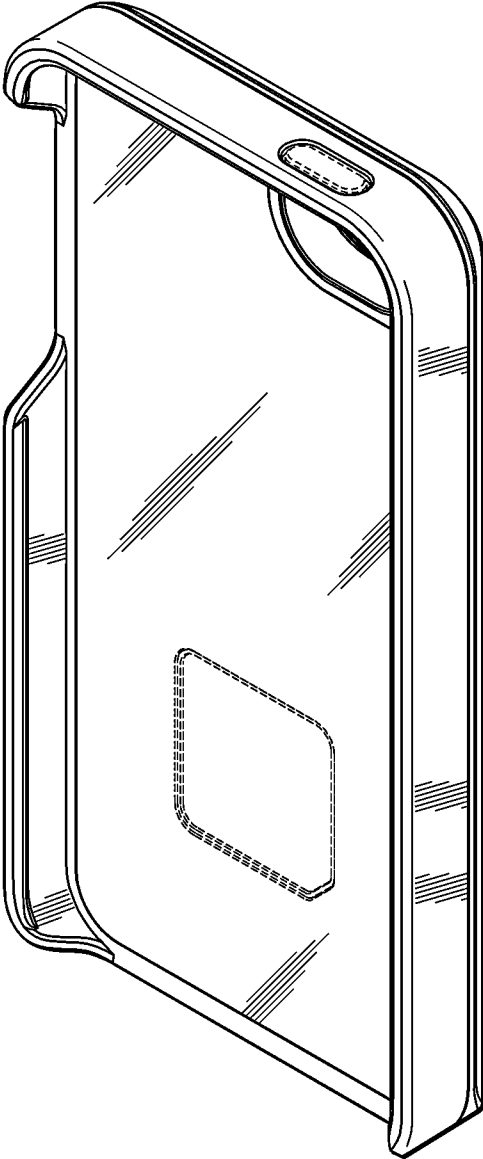


Fig. 1

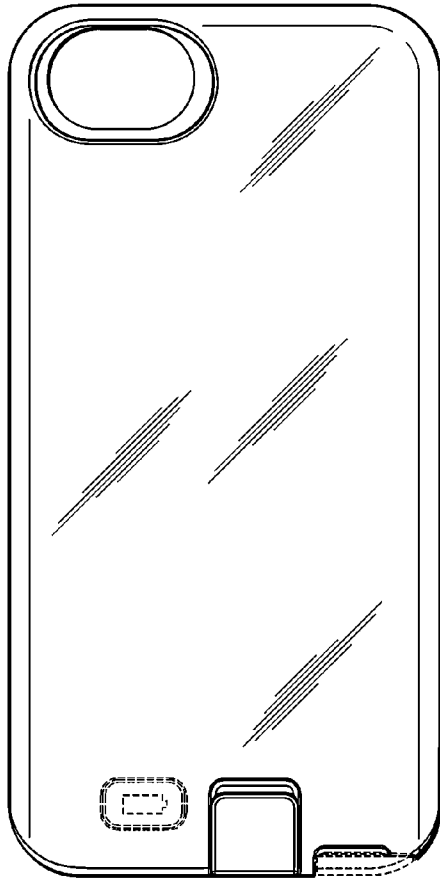


Fig. 2

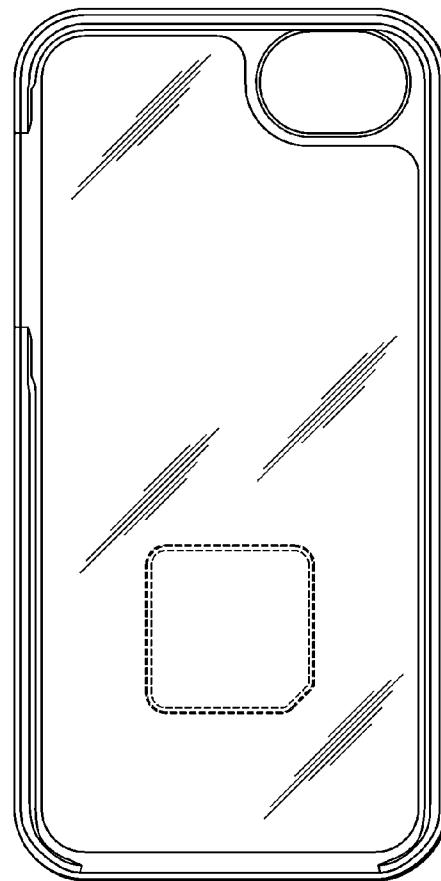


Fig. 3



Fig. 4

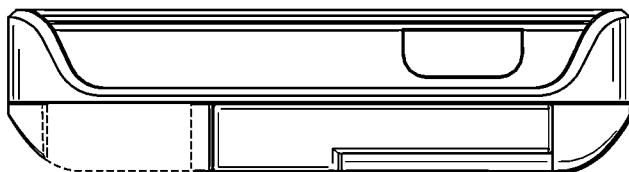


Fig. 5

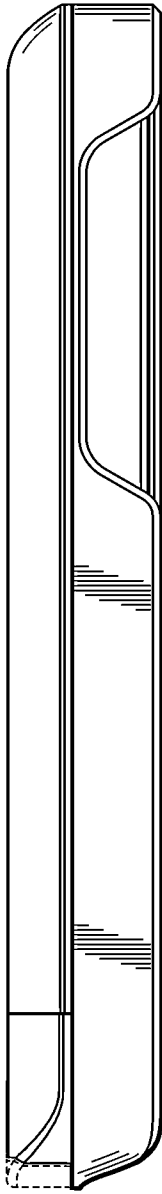


Fig. 6

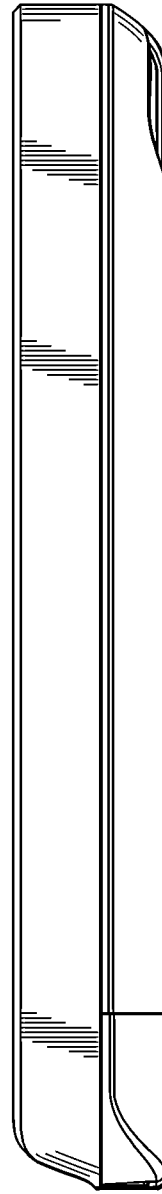


Fig. 7