US00D356085S

United States Patent [19]

Fellinger

[11] Patent Number: Des. 356,085

[45] Date of Patent: ** Mar. 7, 1995

[54] **HANDSET**

[76] Inventor: **Linda Fellinger,** 703 Polo Cir., Bryn Maur, Pa. 19010

[**] Term: **14 Years**

[21] Appl. No.: **882,660**

[22] Filed: **May 13, 1992**

[52] **U.S. Cl.** **D14/148**

[58] **Field of Search** D14/137, 138, 140, 142, D14/149–151, 240, 241, 248; 379/58–61, 419, 420, 433, 440

[56] **References Cited**

U.S. PATENT DOCUMENTS

D. 298,243	10/1988	Watanabe	D14/138
D. 318,050	7/1991	Elbaz et al.	D14/138
D. 326,090	5/1992	Kikuchi et al.	D14/138
D. 328,070	7/1992	Seay	D14/138

FOREIGN PATENT DOCUMENTS

0389676	10/1990	European Pat. Off.	D14/38

Primary Examiner—Nelson C. Holtje
Assistant Examiner—Jeffrey Asch

[57] **CLAIM**

The ornamental design for a handset, as shown and described.

DESCRIPTION

FIG. **1** is a perspective view of the handset according to my new design;
FIG. **2** is a perspective view thereof, illustrating its retracted position;
FIG. **3** is a top view thereof;
FIG. **4** is a front elevational view thereof;
FIG. **5** is a side perspective view thereof;
FIG. **6** is a rear perspective view thereof; and,
FIG. **7** is a bottom plan view thereof.

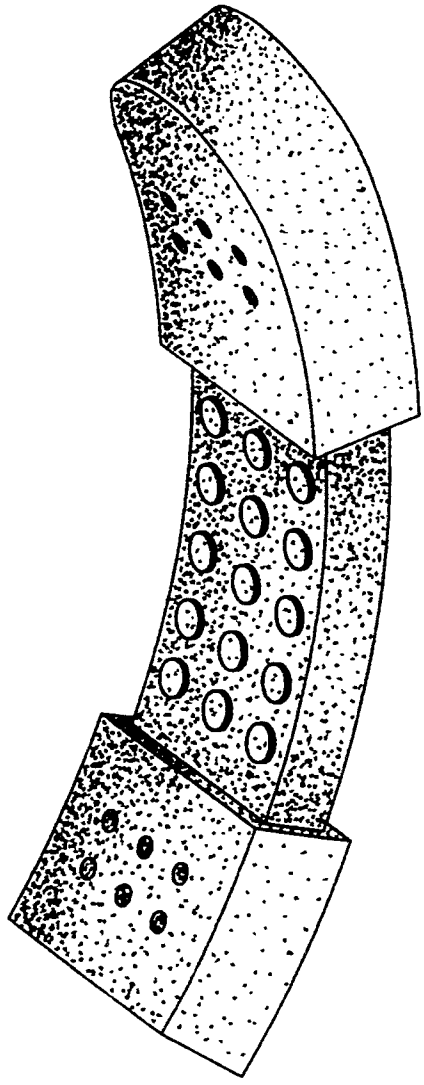

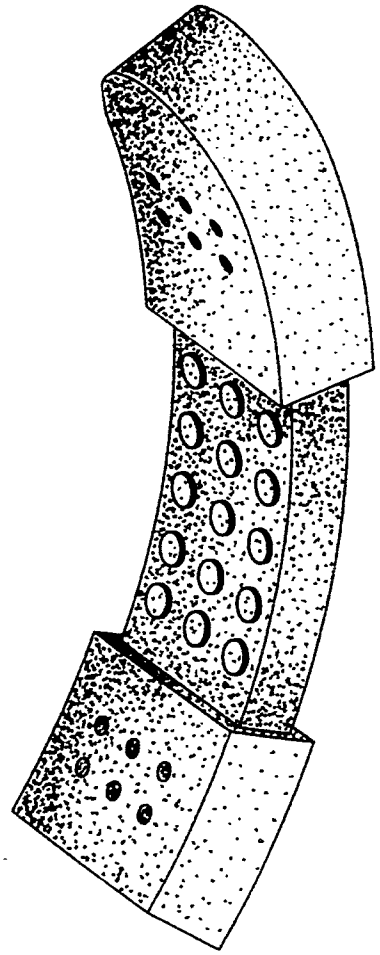

FIGURE 1

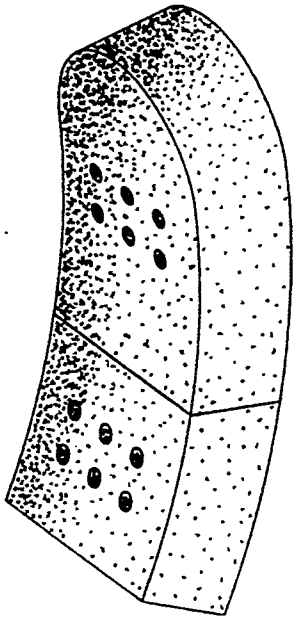

FIGURE 2

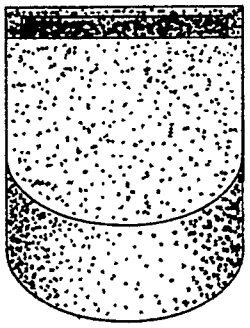

FIGURE 3

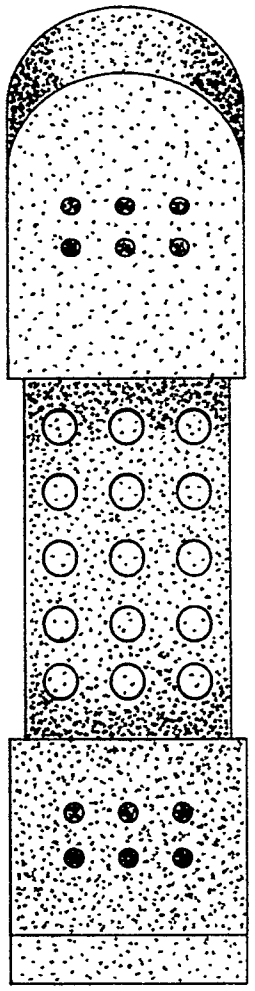

FIGURE 4

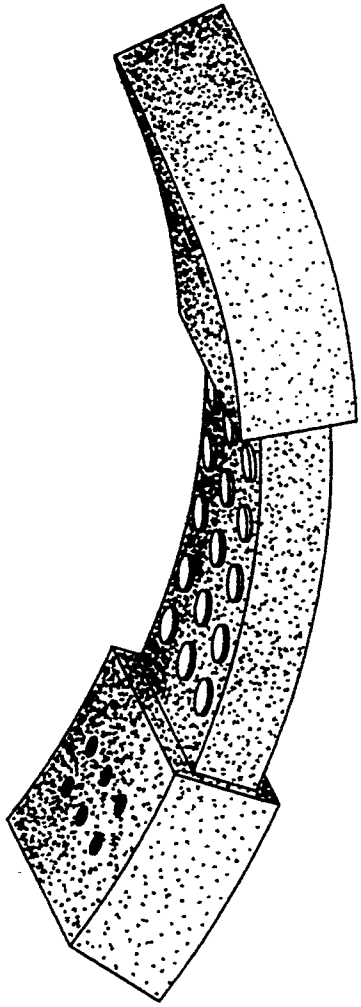

FIGURE 5

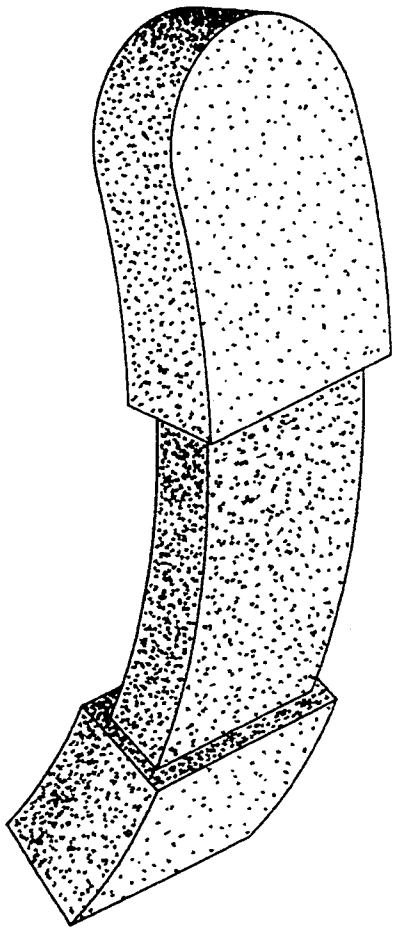

FIGURE 6



FIGURE 7