United States Patent [19]

Haas

[11] **Des. 251,296**

[45] ** **Mar. 13, 1979**

[54] **TELEPHONE INTERCONNECT SYSTEM**

[75] Inventor: **David L. Haas,** Westport, Conn.

[73] Assignee: **Interconnect Planning Corporation,** New York, N.Y.

[**] Term: **14 Years**

[21] Appl. No.: **774,225**

[22] Filed: **Mar. 3, 1977**

[51] **Int. Cl.** ..... **D14—03**

[52] **U.S. Cl.** **D14/58;** D14/52; D14/66

[58] **Field of Search** 179/6, 178, 179, 91; D14/58, 66, 52

[56] **References Cited**

U.S. PATENT DOCUMENTS

D. 224,409	7/1972	Janda	D14/58
D. 232,100	7/1974	Binks	D14/66
D. 232,563	8/1974	Marchese	D14/58 X
D. 243,773	3/1977	Foggia	D14/58
2,559,561	7/1951	Micha	179/91 X
2,949,506	8/1960	Abbott et al.	179/91 X

Primary Examiner—Bernard Ansher

[57] **CLAIM**

The ornamental design for a telephone interconnect system, substantially as shown.

DESCRIPTION

FIG. **1** is a top perspective view of a telephone interconnect system showing my new design;
FIG. **2** is a front elevation of said system;
FIG. **3** is a left side view of FIG. **1** of said system;
FIG. **4** is a right side view of FIG. **1** of said system;
FIG. **5** is a rear elevation of said system;
FIG. **6** is a top plan view of FIG. **1** of said system;
FIG. **7** is a bottom plan view of FIG. **5** and FIG. **6** of said system.

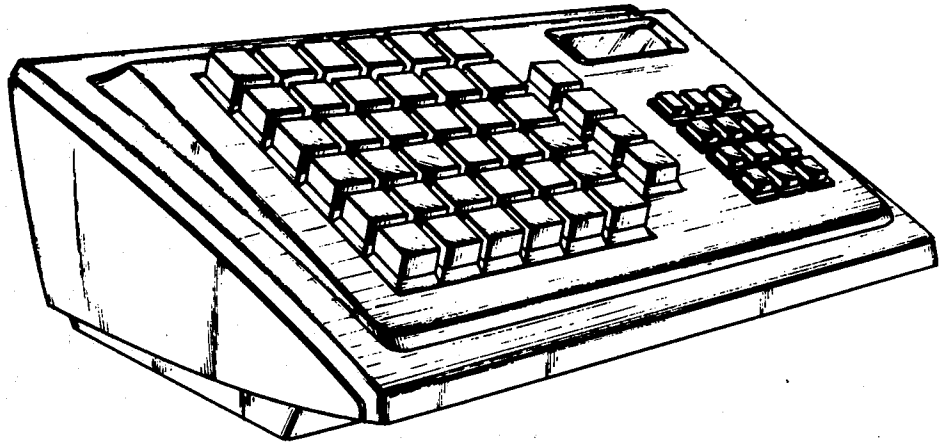

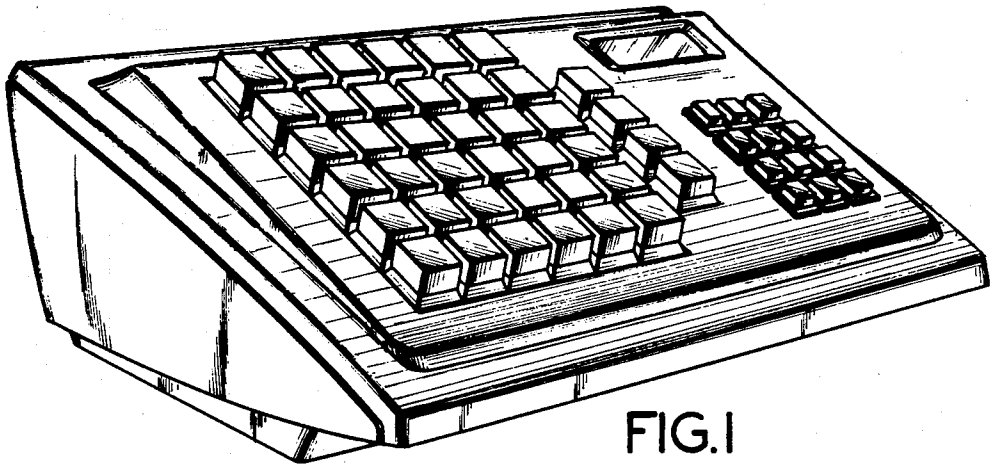

FIG. 1



FIG. 2



FIG. 3



FIG. 4



FIG. 5

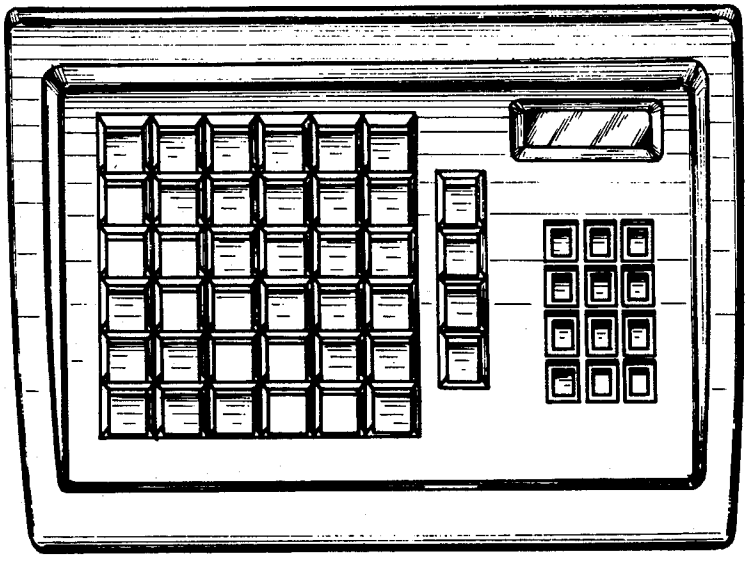

FIG.6



FIG. 7