



US00D403473S

United States Patent [19]
Hoppe

[11] **Patent Number: Des. 403,473**
[45] **Date of Patent: **Dec. 29, 1998**

[54] **INNER/OUTER DIAMETER PIPE CLEANING SYSTEM**

D. 370,348 6/1996 McElheney D4/130 X

[76] Inventor: **George F Hoppe**, 270 Whipple Ave.,
Oakland, R.I. 02858-1019

Primary Examiner—Terry A. Wallace
Assistant Examiner—Mitchell I. Siegel

[**] Term: **14 Years**

[57] **CLAIM**

The ornamental design for a inner/outer diameter pipe cleaning system, as shown.

[21] Appl. No.: **67,362**

DESCRIPTION

[22] Filed: **Mar. 5, 1997**

[51] **LOC (6) Cl.** **15-05**

[52] **U.S. Cl.** **D32/14; D4/102**

[58] **Field of Search** **D32/4, 25, 14;**
D27/196; D4/102, 130, 127; 15/104.3, 104.4,
104.5

FIG. 1 is a front view of the inner/outer diameter pipe cleaning system of the present invention;
FIG. 2 is a back view of the inner/outer diameter pipe cleaning system of FIG. 1;
FIG. 3 is a left side view of the inner/outer diameter pipe cleaning system of FIG. 1;
FIG. 4 is a right side view of the inner/outer diameter pipe cleaning system of FIG. 1;
FIG. 5 is a top plan view of the inner/outer diameter pipe cleaning system of FIG. 1; and,
FIG. 6 is a bottom plan view of the inner/outer diameter pipe cleaning system of FIG. 1.

[56] **References Cited**

U.S. PATENT DOCUMENTS

D. 298,086	10/1988	Dollar, Jr.	D4/127
D. 309,377	7/1990	Taylor et al.	D4/130
D. 335,962	6/1993	Battle, Jr.	D4/127
D. 347,523	6/1994	Villeneuve	D4/102

1 Claim, 3 Drawing Sheets

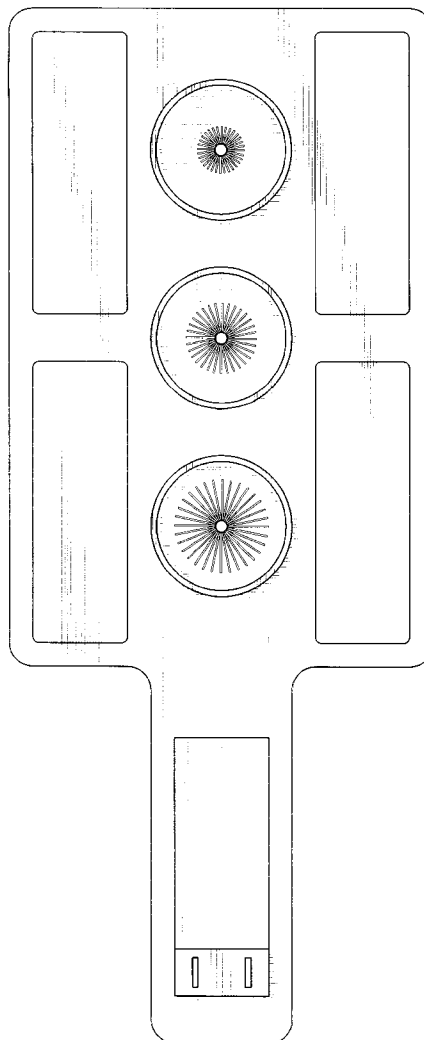


FIG. 1

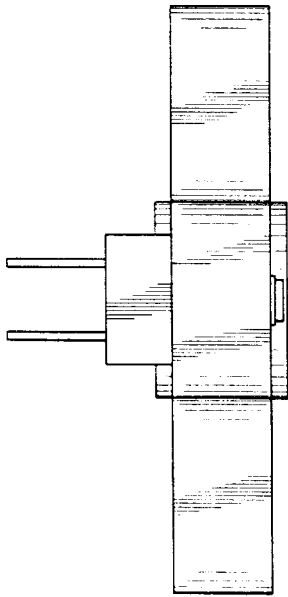


FIG. 2

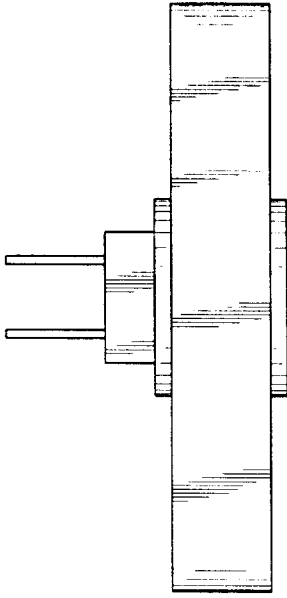


FIG. 3



FIG. 4

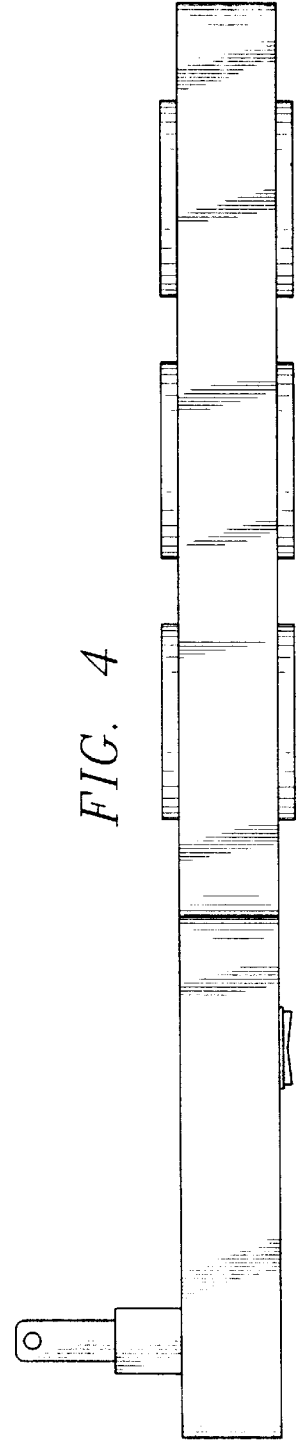


FIG. 5

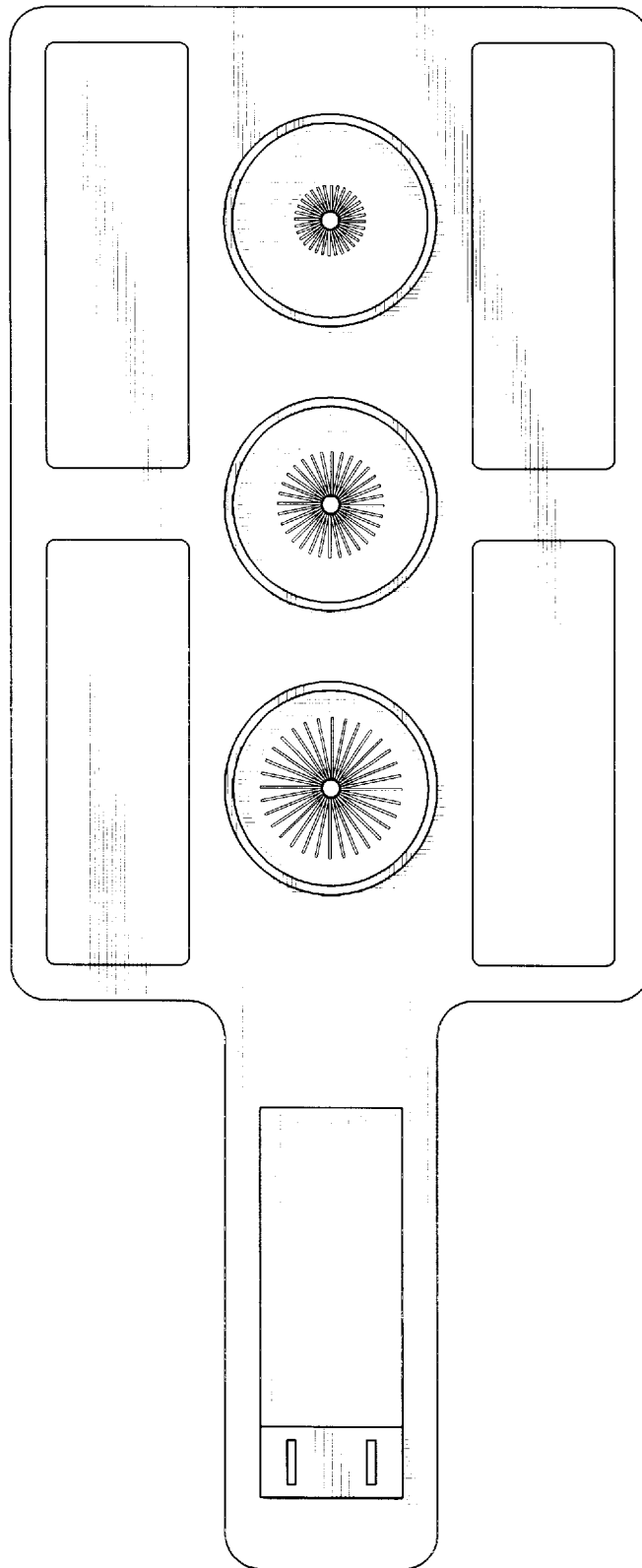


FIG. 6

