

(12) INTERNATIONAL APPLICATION PUBLISHED UNDER THE PATENT COOPERATION TREATY (PCT)

(19) World Intellectual Property Organization
International Bureau



(43) International Publication Date
25 August 2011 (25.08.2011)

(10) International Publication Number
WO 2011/103018 A1

(51) International Patent Classification:
A01N 43/78 (2006.01) A61K 31/425 (2006.01)

Drive, Oak Ridge, NC 27310 (US). **GUPTA, Suparna** [IN/US]; 2518 Brandt Forest Court, Greensboro, NC 27455 (US).

(21) International Application Number:
PCT/US2011/024311

(74) Agent: **DAILEY, Robert, S.**; 4170 Mendenhall Oaks Parkway, High Point, NC 27265 (US).

(22) International Filing Date:
10 February 2011 (10.02.2011)

(81) Designated States (unless otherwise indicated, for every kind of national protection available): AE, AG, AL, AM, AO, AT, AU, AZ, BA, BB, BG, BH, BR, BW, BY, BZ, CA, CH, CL, CN, CO, CR, CU, CZ, DE, DK, DM, DO, DZ, EC, EE, EG, ES, FI, GB, GD, GE, GH, GM, GT, HN, HR, HU, ID, IL, IN, IS, JP, KE, KG, KM, KN, KP, KR, KZ, LA, LC, LK, LR, LS, LT, LU, LY, MA, MD, ME, MG, MK, MN, MW, MX, MY, MZ, NA, NG, NI, NO, NZ, OM, PE, PG, PH, PL, PT, RO, RS, RU, SC, SD, SE, SG, SK, SL, SM, ST, SV, SY, TH, TJ, TM, TN, TR, TT, TZ, UA, UG, US, UZ, VC, VN, ZA, ZM, ZW.

(25) Filing Language: English

(26) Publication Language: English

(30) Priority Data:
61/305,724 18 February 2010 (18.02.2010) US
47/2011 3 February 2011 (03.02.2011) JO

(71) Applicant (for all designated States except US): **HIGH POINT PHARMACEUTICALS, LLC** [US/US]; 4170 Mendenhall Oaks Parkway, High Point, NC 27265 (US).

(72) Inventors; and

(84) Designated States (unless otherwise indicated, for every kind of regional protection available): ARIPO (BW, GH, GM, KE, LR, LS, MW, MZ, NA, SD, SL, SZ, TZ, UG, ZM, ZW), Eurasian (AM, AZ, BY, KG, KZ, MD, RU, TJ, TM), European (AL, AT, BE, BG, CH, CY, CZ, DE, DK, EE, ES, FI, FR, GB, GR, HR, HU, IE, IS, IT, LT, LU, LV, MC, MK, MT, NL, NO, PL, PT, RO, RS, SE, SI, SK, SM, TR), OAPI (BF, BJ, CF, CG, CI, CM, GA, GN, GQ, GW, ML, MR, NE, SN, TD, TG).

(75) Inventors/Applicants (for US only): **MJALLI, Adnan, M., M.** [US/US]; 6421 Ashton Park Drive, Oak Ridge, NC 27310 (US). **POLISSETTI, Dharma, Rao** [IN/US]; 3741 Deerfield Street, High Point, NC 27265 (US). **KASSIS, Jareer, Nabeel** [—/US]; 8300 Ballard Farm Court, Colfax, NC 27235 (US). **KOSTURA, Matthew, J.** [US/US]; 4201 New Hope Springs Drive, Hillsborough, NC 27278 (US). **GUZZEL, Mustafa** [US/US]; 4058 Gunsmith Court, Jamestown, NC 27282 (US). **ATTUCKS, Otis, Clinton** [US/US]; 249 Alexander Preston Lane, Winston-salem, NC 27127 (US). **ANDREWS, Robert, Carl** [US/US]; 3312 Morris Farm Drive, Jamestown, NC 27282 (US). **VICTORY, Samuel** [US/US]; 5820 Elkton

Published:

— with international search report (Art. 21(3))



WO 2011/103018 A1

(54) Title: SUBSTITUTED FUSED IMIDAZOLE DERIVATIVES, PHARMACEUTICAL COMPOSITIONS, AND METHODS OF USE THEREOF

(57) Abstract: Substituted fused imidazole derivatives, methods of their preparation, pharmaceutical compositions comprising a substituted fused imidazole derivative, and methods of use in treating inflammation are provided. The substituted fused imidazole derivatives may control of the activity or the amount or both the activity and the amount of heme-oxygenase.

SUBSTITUTED FUSED IMIDAZOLE DERIVATIVES, PHARMACEUTICAL
COMPOSITIONS, AND METHODS OF USE THEREOF

5 CROSS REFERENCE TO RELATED APPLICATIONS

The present application claims priority to United States Provisional Patent Application No. 61/305,724, filed February 18, 2010, the contents of which are incorporated herein by reference in their entirety as though fully set forth herein.

10 BACKGROUND OF THE INVENTION

FIELD OF THE INVENTION

The present invention provides substituted fused imidazole derivatives that may be useful for control of an inflammatory response. In addition, the invention provides compounds, pharmaceutical compositions, and methods of use thereof for controlling
15 the activity or the amount, or both the activity and the amount, of heme-oxygenase in a mammalian subject.

DESCRIPTION OF RELATED ART

Cellular damage due to oxidative stress caused by reactive oxygen species
20 (ROS) has been demonstrated to be involved in the onset or progression of various chronic diseases, e.g., cardiovascular disease, including arteriosclerosis and hypertension; diabetes and diabetic related complications, such as glomerular nephropathy; cerebral nerve degenerative diseases, such as Alzheimer's disease, Parkinson's disease, ALS (amyotrophic lateral sclerosis) and multiple sclerosis; asthma,
25 chronic obstructive pulmonary disease, skin diseases, eye diseases, and cancer. Enhancing the capability of protecting from oxidative stress may be useful in one or more of preventing these diseases, delaying their progress, or delaying their onset. Further, with the varied etiology associated with this diverse set of diseases, a general strategy to mitigate oxidative stress would be beneficial.

30 The basic biochemistry of a cell generates ROS, including superoxide anions, hydroxyl anions, nitric oxide, peroxynitrite, and hydrogen peroxide. All of these products serve critical cellular signaling needs, but also have deleterious effects if overproduced or left unchecked. Many disease conditions induce persistent levels of ROS that are associated with the establishment of chronic pathophysiologic changes seen within a

variety of tissues. These complications, in and of themselves, may be the primary drivers of disease morbidity and mortality.

Under normal physiological conditions, production of ROS are counterbalanced by a well defined and conserved set of cellular pathways that respond to, limit, and repair the damage due to ROS. This adaptive set of genes, called the phase II system, encodes enzymes that degrade ROS directly (e.g., superoxide dismutase and catalase) as well as increase levels of a cell's endogenous antioxidant molecules, including glutathione and bilirubin. Examples of known phase II enzymes include glutathione S-transferase (GST), NAD(P)H:quinone oxidoreductase 1 (NQO1), glutamyl-cysteinylligase (GCL), heme oxygenase 1 (HMOX1), and thioredoxin reductase 1 (TXNRD1). A common sequence called antioxidant responsive element (ARE) is present in a promoter of each gene of these phase II enzymes, and its expression is induced by the transcription factor Nrf2 (NF-E2 related factor 2).

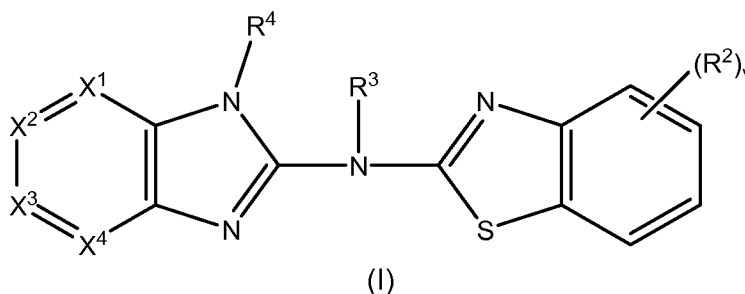
Of the phase II enzyme system, HMOX1 has been found to be a key component. The role of HMOX1 is to metabolize heme into bilirubin, carbon monoxide, and free iron, as a first step of a two-step process to catabolize heme. The first, and rate-limiting reaction, is the production of biliverdin and carbon monoxide from heme by HMOX1. The second step is the production of bilirubin from biliverdin by biliverdin reductase. Both bilirubin and carbon monoxide have been shown to scavenge ROS and to have potent anti-oxidant and anti-inflammatory activity. Agents that induce production of HMOX1 have been shown to have beneficial activity in models of diabetes, cardiovascular disease, hypertension, and pulmonary function.

HMOX1 is found in the liver, kidneys, spleen, and skin, of humans and has also been localized to specific cell types, notably fibroblasts and macrophages. HMOX1 exists in at least three isoforms, one constitutive and the other two inducible. Heme, heavy metal ions (e.g., tin, gold, platinum, and mercury), transition metal ions (e.g., iron, cobalt, chromium, and nickel), and electrophiles (e.g., natural products such as sulforaphane and curcumin) can all induce production of HMOX1. Induction of HMOX1 and other phase II genes are controlled by a number of transcription factors that are responsive to heavy metals, heme, and electrophiles. The transcription factors Nrf2, Bach1, and Maf are particularly important in this process. In addition, there are cofactors and regulatory molecules that are important in regulating Phase II gene induction. These include Keap1, an adapter molecule targeting Nrf2 for ubiquitination, and two mitochondrial proteins, DJ-1 and frataxin (FXN) that serve to augment Nrf2

activation in the presence of electrophiles. HMOX1 is also induced as part of a generalized stress response to stimuli such as thermal shock, oxidative stress and cytokines such as interleukin-1 (IL-1), tumor necrosis factor and IL-6. The stress response is seen as beneficial in that it results in protection of vulnerable cell enzymes from inactivation.

BRIEF SUMMARY OF INVENTION

The invention provides substituted fused imidazole derivatives of Formula (I):



or pharmaceutically acceptable salts thereof, as described herein. In another aspect, the invention provides pharmaceutical compositions which may reduce oxidative stress and/or inflammation. In another aspect, the present invention provides methods for the preparation of compounds of Formula (I) and pharmaceutically acceptable salts thereof. In another aspect, the invention provides pharmaceutical compositions comprising a compound of Formula (I) or a pharmaceutically acceptable salt thereof. In another aspect, the present invention provides methods of treatment comprising: administering to a subject a compound of Formula (I) or a pharmaceutically acceptable salt thereof.

The compounds of Formula (I) and pharmaceutically acceptable salts thereof are useful as agents that induce the production of and/or increase the activity of HMOX1, and thus may be useful to treat various chronic diseases that are associated, at least in part, with oxidative stress including, but not limited to: cardiovascular disease including arteriosclerosis and hypertension; diabetes and diabetic related complications such as glomerular nephropathy; cerebral nerve degenerative diseases such as Alzheimers disease, Parkinson's disease, ALS (amyotrophic lateral sclerosis) and multiple sclerosis; asthma; chronic obstructive pulmonary disease; skin diseases; eye diseases including macular degeneration, cataracts, light retinopathy, and retinopathy of prematurity; and cancer.

BRIEF DESCRIPTION OF DRAWINGS

Not applicable

DETAILED DESCRIPTION

5 The following definitions are intended to clarify the terms defined. If a particular term used herein is not specifically defined, the term should not be considered to be indefinite. Rather, such undefined terms are to be construed in accordance with their plain and ordinary meaning to a person of ordinary skill in the field(s) of art to which the invention is directed.

10 As used herein the term "alkyl" refers to a straight or branched chain saturated hydrocarbon having one to ten carbon atoms, which may be optionally substituted, as herein further described, with multiple degrees of substitution being allowed. Examples of "alkyl" as used herein include, but are not limited to, methyl, ethyl, n-propyl, isopropyl, isobutyl, n-butyl, sec-butyl, tert-butyl, isopentyl, n-pentyl, neopentyl, n-hexyl, and 2-ethylhexyl.

15 The number carbon atoms in an alkyl group is represented by the phrase " C_{x-y} alkyl," which refers to an alkyl group, as herein defined, containing from x to y, inclusive, carbon atoms. Thus, C_{1-6} alkyl represents an alkyl chain having from 1 to 6 carbon atoms and, for example, includes, but is not limited to, methyl, ethyl, n-propyl, isopropyl, isobutyl, n-butyl, sec-butyl, tert-butyl, isopentyl, n-pentyl, neopentyl, and n-hexyl.

20 As used herein, the term "alkylene" refers to a straight or branched chain divalent saturated hydrocarbon radical having from one to ten carbon atoms, which may be optionally substituted as herein further described, with multiple degrees of substitution being allowed. Examples of "alkylene" as used herein include, but are not limited to, methylene, ethylene, n-propylene, 1-methylethylene, 2-methylethylene, 25 dimethylmethylene, n-butylene, 1-methyl-n-propylene, and 2-methyl-n-propylene.

 The number of carbon atoms in an alkylene group is represented by the phrase " C_{x-y} alkylene," which refers to an alkylene group, as herein defined, containing from x to y, inclusive, carbon atoms. Similar terminology will apply for other terms and ranges as well. Thus, C_{1-4} alkylene represents an alkylene chain having from 1 to 4 carbons atoms, 30 and, for example, includes, but is not limited to, methylene, ethylene, n-propylene, 1-methylethylene, 2-methylethylene, dimethylmethylene, n-butylene, 1-methyl-n-propylene, and 2-methyl-n-propylene.

 As used herein, the term "cycloalkyl" refers to a saturated, three- to ten-membered, cyclic hydrocarbon ring, which may be optionally substituted as herein further

described, with multiple degrees of substitution being allowed. Such "cycloalkyl" groups are monocyclic, bicyclic, or tricyclic. Examples of "cycloalkyl" groups as used herein include, but are not limited to, cyclopropyl, cyclobutyl, cyclopentyl, cyclohexyl, cycloheptyl, norbornyl, and adamantyl.

5 The number of carbon atoms in a cycloalkyl group will be represented by the phrase " C_{x-y} cycloalkyl," which refers to a cycloalkyl group, as herein defined, containing from x to y, inclusive, carbon atoms. Similar terminology will apply for other terms and ranges as well. Thus, C_{3-10} cycloalkyl represents a cycloalkyl group having from 3 to 10 carbons as described above, and for example, includes, but is not limited to, cyclopropyl, 10 cyclobutyl, cyclopentyl, cyclohexyl, cycloheptyl, norbornyl, and adamantyl.

 As used herein, the term "heterocycle" or "heterocyclyl" refers to an optionally substituted mono- or polycyclic saturated ring system containing one or more heteroatoms. Such "heterocycle" or "heterocyclyl" groups may be optionally substituted as herein further described, with multiple degrees of substitution being allowed. The term 15 "heterocycle" or "heterocyclyl," as used herein, does not include ring systems that contain one or more aromatic rings. Examples of heteroatoms include nitrogen, oxygen, or sulfur atoms, including N-oxides, sulfur oxides, and sulfur dioxides. Typically, the ring is three- to twelve-membered. Such rings may be optionally fused to one or more of another heterocyclic ring(s) or cycloalkyl ring(s). Examples 20 of "heterocyclic" groups, as used herein include, but are not limited to, tetrahydrofuran, tetrahydropyran, 1,4-dioxane, 1,3-dioxane, piperidine, pyrrolidine, morpholine, tetrahydrothiopyran, and tetrahydrothiophene, where attachment can occur at any point on said rings, as long as attachment is chemically feasible. Thus, for example, "morpholine" refers to morpholin-2-yl, morpholin-3-yl, 25 and morpholin-4-yl.

 As used herein, when "heterocycle" or "heterocyclyl" is recited as a possible substituent, the "heterocycle" or "heterocyclyl" group can attach through either a carbon atom or any heteroatom, to the extent that attachment at that point is chemically feasible. For example, "heterocyclyl" would include pyrrolidin-1-yl, 30 pyrrolidin-2-yl, and pyrrolidin-3-yl. When "heterocycle" or "heterocyclyl" groups contain a nitrogen atom in the ring, attachment through the nitrogen atom can alternatively be indicated by using an "-ino" suffix with the ring name. For example, pyrrolidino refers to pyrrolidin-1-yl.

As used herein the term "halogen" refers to fluorine, chlorine, bromine, or iodine.

As used herein, the term "oxo" refers to a $>C=O$ substituent. When an oxo substituent occurs on an otherwise saturated group, such as with an oxo-substituted cycloalkyl group (e.g., 3-oxo-cyclobutyl), the substituted group is still intended to be a saturated group.

As used herein the term "haloalkyl" refers to an alkyl group, as defined herein, that is substituted with at least one halogen. Examples of branched or straight chained "haloalkyl" groups as used herein include, but are not limited to, methyl, ethyl, propyl, isopropyl, n-butyl, and t-butyl substituted independently with one or more halogens, for example, fluoro, chloro, bromo, and iodo. The term "haloalkyl" should be interpreted to include groups such as $-CF_3$, $-CH_2-CF_3$, and $-CF_2Cl$.

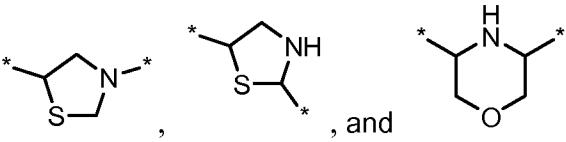
As used herein, the term "aryl" refers to a six- to ten-membered cyclic, aromatic hydrocarbon, which may be optionally substituted as herein further described, with multiple degrees of substitution being allowed. Examples of "aryl" groups as used herein include, but are not limited to, phenyl and naphthyl. As used herein, the term "aryl" also includes ring systems in which a phenyl or naphthyl group is optionally fused with one to three non-aromatic, saturated or unsaturated, carbocyclic rings. For example, "aryl" would include ring systems such as indene, with attachment possible to either the aromatic or the non-aromatic ring(s).

As used herein, the term "heteroaryl" refers to a five- to fourteen-membered optionally substituted mono- or polycyclic ring system, which contains at least one aromatic ring and also contains one or more heteroatoms. Such "heteroaryl" groups may be optionally substituted as herein further described, with multiple degrees of substitution being allowed. In a polycyclic "heteroaryl" group that contains at least one aromatic ring and at least one non-aromatic ring, the aromatic ring(s) need not contain a heteroatom. Thus, for example, "heteroaryl," as used herein, would include indolyl. Further, the point of attachment may be to any ring within the ring system without regard to whether the ring containing the attachment point is aromatic or contains a heteroatom. Thus, for example, "heteroaryl," as used herein, would include indolin-1-yl, indolin-3-yl, and indolin-5-yl. Examples of heteroatoms include nitrogen, oxygen, or sulfur atoms, including N-oxides, sulfur oxides, and sulfur dioxides, where feasible. Examples of "heteraryll" groups, as used herein include, but are not limited to, furyl, thiophenyl, pyrrolyl, oxazolyl,

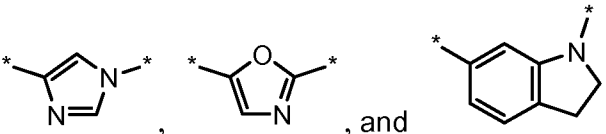
thiazolyl, imidazolyl, isoxazolyl, isothiazolyl, 1,2,4-triazolyl, pyrazolyl, pyridinyl, pyridazinyl, pyrimidinyl, indolyl, isoindolyl, benzo[b]thiophenyl, benzimidazolyl, benzothiazolyl, pteridinyl, and phenazinyl, where attachment can occur at any point on said rings, as long as attachment is chemically feasible. Thus, for example,
 5 “thiazolyl” refers to thiazol-2-yl, thiazol-4-yl, and thiaz-5-yl.

As used herein, when “heteroaryl” is recited as a possible substituent, the “heteroaryl” group can attach through either a carbon atom or any heteroatom, to the extent that attachment at that point is chemically feasible.

As used herein, the term “heterocyclylene” refers to an optionally substituted
 10 bivalent heterocyclyl group (as defined above). The points of attachment may be to the same ring atom or to different ring atoms, as long as attachment is chemically feasible. The two points of attachment can each independently be to either a carbon atom or a heteroatom, as long as attachment is chemically feasible. Examples

include, but are not limited to, , where the
 15 asterisks indicate points of attachment.

As used herein, the term “heteroarylene” refers to an optionally substituted bivalent heteroaryl group (as defined above). The points of attachment may be to the same ring atom or to different ring atoms, as long as attachment is chemically feasible. The two points of attachment can each independently be to either a carbon atom or a heteroatom, as long as attachment is chemically feasible. Examples
 20

include, but are not limited to, , where
 the asterisks indicate points of attachment.

Various other chemical terms or abbreviations have their standard meaning to the skilled artisan. For example: “hydroxyl” refers to -OH; “methoxy” refers to -OCH₃;
 25 “cyano” refers to -CN; “amino” refers to -NH₂; “methylamino” refers to -NHCH₃; “sulfonyl” refers to -SO₂-; “carbonyl” refers to -C(O)-; “carboxy” or “carboxyl” refer to -CO₂H, and the like. Further, when a name recited multiple moieties, e.g., “methylaminocarbonylmethyl”, an earlier-recited moiety is further from the point of attachment than any later-recited moieties. Thus, a term such as “methylaminocarbonylmethyl” refers to
 30 -CH₂-C(O)-NH-CH₃.

As used herein, the term "substituted" refers to substitution of one or more hydrogens of the designated moiety with the named substituent or substituents, multiple degrees of substitution being allowed unless otherwise stated, provided that the substitution results in a stable or chemically feasible compound. A stable compound or chemically feasible compound is one in which the chemical structure is not substantially altered when kept at a temperature from about -80°C to about $+40^{\circ}\text{C}$, in the absence of moisture or other chemically reactive conditions, for at least a week, or a compound which maintains its integrity long enough to be useful for therapeutic or prophylactic administration to a patient. As used herein, the phrases "substituted with one or more..." or "substituted one or more times..." refer to a number of substituents that equals from one to the maximum number of substituents possible based on the number of available bonding sites, provided that the above conditions of stability and chemical feasibility are met.

As used herein, the various functional groups represented will be understood to have a point of attachment at the functional group having the hyphen or dash (–) or an asterisk (*). In other words, in the case of $-\text{CH}_2\text{CH}_2\text{CH}_3$, it will be understood that the point of attachment is the CH_2 group at the far left. If a group is recited without an asterisk or a dash, then the attachment point is indicated by the plain and ordinary meaning of the recited group.

When any variable occurs more than one time in any one constituent (e.g., R^d), or multiple constituents, its definition on each occurrence is independent of its definition on every other occurrence.

As used herein, multi-atom bivalent species are to be read from left to right. For example, if the specification or claims recite A-D-E and D is defined as $-\text{OC}(\text{O})-$, the resulting group with D replaced is: A- $\text{OC}(\text{O})$ -E and not A- $\text{C}(\text{O})\text{O}$ -E.

As used herein, the term "optionally" means that the subsequently described event(s) may or may not occur.

As used herein, "administer" or "administering" means to introduce, such as to introduce to a subject a compound or composition. The term is not limited to any specific mode of delivery, and can include, for example, intravenous delivery, transdermal delivery, oral delivery, nasal delivery, and rectal delivery. Furthermore, depending on the mode of delivery, the administering can be carried out by various individuals, including, for example, a health-care professional (e.g., physician, nurse, etc.), a pharmacist, or the subject (i.e., self-administration).

As used herein, "treat" or "treating" or "treatment" can refer to one or more of delaying the progress of a disease or condition, controlling a disease or condition, delaying the onset of a disease or condition, ameliorating one or more symptoms characteristic of a disease or condition, or delaying the recurrence of a disease or condition or characteristic symptoms thereof, depending on the nature of a disease or condition and its characteristic symptoms.

As used herein, "subject" refers to any mammal such as, but not limited to, humans. In one embodiment, the subject is a human. In another embodiment, the subject is a human who exhibits one or more symptoms characteristic of a disease or condition. The term "subject" does not require one to have any particular status with respect to any hospital, clinic, or research facility (e.g., as an admitted patient, a study participant, or the like).

As used herein, the term "compound" includes free acids, free bases, and any salts thereof. Thus, phrases such as "compound of embodiment 1" or "compound of claim 1" refer to any free acids, free bases, and any salts thereof that are encompassed by embodiment 1 or claim 1, respectively.

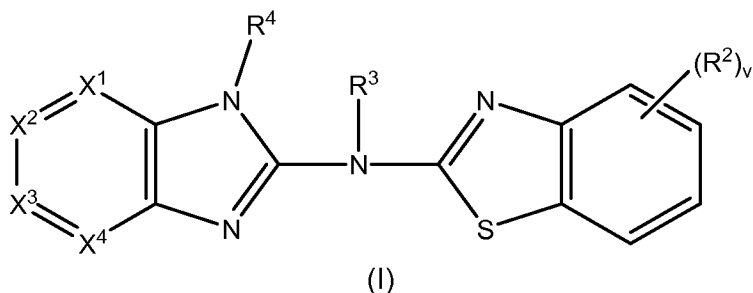
As used herein, the term "pharmaceutical composition" is used to denote a composition that may be administered to a mammalian host, e.g., orally, topically, parenterally, by inhalation spray, or rectally, in unit dosage formulations containing conventional non-toxic carriers, diluents, adjuvants, vehicles, and the like. The term "parenteral" includes subcutaneous injections

As used herein, "substituted fused imidazole derivatives" refers to compounds encompassed by Formula (I), described below.

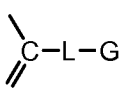
Aspects of the present invention include substituted fused imidazole derivatives, pharmaceutical compositions comprising substituted fused imidazole derivatives, method of making substituted fused imidazole derivatives, methods of making pharmaceutical compositions comprising substituted fused imidazole derivatives, and methods of use thereof.

In a first aspect, the present invention provides substituted fused imidazole derivatives that induce production of HMOX1 and thus may be useful to treat various diseases associated at least in part with oxidative stress.

In a first embodiment (i.e., embodiment 1), the invention provides a compound of Formula (I) or a pharmaceutically acceptable salt thereof:

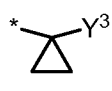


wherein

one of X¹, X², X³, and X⁴ is , and the remaining members of X¹, X², X³, and X⁴

are independently N or ;

10 G is hydrogen, -C₁₋₈ alkyl, -C₃₋₁₀ cycloalkyl, -C₁₋₆ alkylene-C₃₋₁₀ cycloalkyl, heterocyclyl, -C₁₋₆ alkylene-C₃₋₁₀ heterocyclyl, phenyl, heteroaryl, or NR^h R^k, where the alkyl, alkylene, cycloalkyl, heterocyclyl, phenyl, and heteroaryl groups are optionally substituted one or more times with substituents independently selected from R^c; or G is -CH₂Y³, -CH₂CH₂Y³, -CH₂CH₂CH₂Y³, -CH(CH₃)CH₂Y³, -CH₂CH(Y³)CH₃,

15 -CH(Y³)CH₃, -CH₂C(Y³)(CH₃)₂, -C(Y³)(CH₃)₂, or , where Y³ is cyclopropyl, -CF₃, -OCF₃, -OCH₃, -OCH₂CH₃, -F, -Cl, -OH, -O(CH₂)₂-OH, -O(CH₂)₂-F, -SCH₃, -S(O)₂-CH₃, -SCH₂CH₃, -S(O)₂CH₂CH₃, -NH-CH₃, -NH-CH₂CH₃, -N(CH₃)₂, tetrahydropyran-4-yl, tetrahydrofuran-2-yl, morpholin-2-yl, morpholin-4-yl, piperidin-1-yl, 4-hydroxy-piperidin-1-yl, 3-hydroxy-piperidin-1-yl, 20 -NH-C(O)-CH₃, -NH-C(O)-CH₂CH₃, tetrahydrofuran-2-yl-methoxy, or -C(O)-Y⁴, where Y⁴ is -OH, -OCH₃, -OCH₂CH₃, -OC(CH₃)₃, -NH₂, -NH-CH₃, -NH-CH₂CH₃, -N(CH₃)₂, -N(CH₂CH₃)₂, morpholin-4-yl, 4-methyl-piperazin-1-yl, pyrrolidin-1-yl, or piperazin-1-yl;

25 L is -CH₂-C(O)N(R⁶)-, -C(O)N(R⁶)-, -C(O)-O-, -SO₂-, -C(O)-, heteroarylene optionally substituted one or more times with substituents independently selected from R^x, or heterocyclylene optionally substituted one or more times with substituents independently selected from R^x; or the group -L-G is -cyano;

R¹ is hydrogen, R^a, phenyl, or heteroaryl, where the phenyl and heteroaryl groups are optionally substituted one or more times with substituents independently selected from R^x;

R² is R^b;

5 R³ is hydrogen, -C₁₋₆ alkyl, or -C₁₋₆ alkylene-C₃₋₁₀ cycloalkyl, where the alkyl, alkylene, and cycloalkyl groups are optionally substituted one or more times with substituents independently selected from R^z;

10 R⁴ is -C₁₋₆ alkyl or -C₁₋₆ alkylene-C₃₋₁₀ cycloalkyl, where the alkyl, alkylene, and cycloalkyl groups are optionally substituted one or more times with substituents independently selected from R^y;

R⁶ is hydrogen, -C₁₋₆ alkyl, -C₁₋₆ alkylene-C₃₋₁₀ cycloalkyl, where the alkyl, alkylene, and cycloalkyl groups are optionally substituted one or more times with substituents independently selected from R^x;

R^a is

- 15 a) -halogen,
 b) -C₁₋₆ alkyl,
 c) -C₃₋₁₀ cycloalkyl,
 d) -heterocyclyl,
 e) -cyano,
 20 f) -CF₃,
 g) -OCF₃,
 h) -O-R^d,
 i) -S(O)_w-R^d,
 j) -S(O)₂O-R^d,
 25 k) -NR^dR^e,
 l) -C(O)-R^d,
 m) -C(O)-O-R^d,
 n) -OC(O)-R^d,
 o) -C(O)NR^dR^e,
 30 p) -C(O)-heterocyclyl,
 q) -NR^dC(O)R^e,
 r) -OC(O)NR^dR^e,
 s) -NR^dC(O)OR^d, or
 t) -NR^dC(O)NR^dR^e,

where the alkyl, cycloalkyl, and heterocyclyl groups are optionally substituted one or more times with substituents independently selected from R^y ;

R^b is

- 5 a) -halogen,
 b) $-C_{1-6}$ alkyl,
 c) $-C_{3-10}$ cycloalkyl,
 d) -heterocyclyl,
 e) -phenyl,
 f) -heteroaryl,
 10 g) -cyano,
 h) $-CF_3$,
 i) $-OCF_3$,
 j) $-O-R^f$,
 k) $-S(O)_w-R^f$,
 15 l) $-S(O)_2O-R^f$,
 m) $-NR^fR^g$,
 n) $-C(O)-R^f$,
 o) $-C(O)-O-R^f$,
 p) $-OC(O)-R^f$,
 20 q) $-C(O)NR^fR^g$,
 r) $-C(O)$ -heterocyclyl,
 s) $-NR^fC(O)R^g$,
 t) $-OC(O)NR^fR^g$,
 u) $-NR^fC(O)OR^f$, or
 25 v) $-NR^fC(O)NR^fR^g$,

where the alkyl, cycloalkyl, heterocyclyl, phenyl, and heteroaryl groups are optionally substituted one or more times with substituents independently selected from R^z ;

R^c is

- 30 a) -halogen,
 b) $-C_{1-6}$ alkyl,
 c) $-C_{3-10}$ cycloalkyl,
 d) -heterocyclyl,
 e) -cyano,

- f) $-\text{CF}_3$,
 g) $-\text{OCF}_3$,
 h) $-\text{O}-\text{R}^h$,
 i) $-\text{S}(\text{O})_w-\text{R}^h$,
 5 j) $-\text{S}(\text{O})_2\text{O}-\text{R}^h$,
 k) $-\text{NR}^h\text{R}^k$,
 l) $-\text{C}(\text{O})-\text{R}^h$,
 m) $-\text{C}(\text{O})-\text{O}-\text{R}^h$,
 n) $-\text{OC}(\text{O})-\text{R}^h$,
 10 o) $-\text{C}(\text{O})\text{NR}^h\text{R}^k$,
 p) $-\text{C}(\text{O})$ -heterocyclyl,
 q) $-\text{NR}^h\text{C}(\text{O})\text{R}^k$,
 r) $-\text{OC}(\text{O})\text{NR}^h\text{R}^k$,
 s) $-\text{NR}^h\text{C}(\text{O})\text{OR}^k$,
 15 t) $-\text{NR}^h\text{C}(\text{O})\text{NR}^h\text{R}^k$,
 u) $-\text{NR}^h\text{S}(\text{O})_w\text{R}^k$,
 v) -phenyl,
 w) -heteroaryl, or
 x) $-\text{O}-(\text{C}_{1-4}\text{ alkylene})-\text{O}-(\text{C}_{1-4}\text{ alkylene})-\text{N}(\text{R}^h)\text{C}(\text{O})-\text{OR}^k$,
 20 where the alkylene, alkyl, cycloalkyl, heterocyclyl, phenyl, and heteroaryl groups
 are optionally substituted one or more times with substituents
 independently selected from R^x ;
- R^d and R^e are independently hydrogen, C_{1-6} alkyl, or C_{3-10} cycloalkyl, where the alkyl and
 cycloalkyl groups are optionally substituted one or more times with substituents
 25 independently selected from R^y ; or, if R^d and R^e are both attached to the same
 nitrogen atom, together with that nitrogen atom may optionally form a
 heterocyclic ring selected from the group consisting of azetidino, pyrrolidino,
 pyrazolidino, imidazolidino, oxazolidino, isoxazolidino, thiazolidino,
 isothiazolidino, piperidino, piperazino, morpholino, thiomorpholino, and azepano,
 30 where each ring is optionally substituted one or more times with substituents
 independently selected from R^y ;
- R^f and R^g are independently hydrogen, C_{1-6} alkyl, C_{3-10} cycloalkyl, phenyl, or heteroaryl,
 where the alkyl, cycloalkyl, phenyl, and heteroaryl groups are optionally
 substituted one or more times with substituents independently selected from R^z ;

or, if R^f and R^g are both attached to the same nitrogen atom, together with that nitrogen atom may optionally form a heterocyclic ring selected from the group consisting of azetidino, pyrrolidino, pyrazolidino, imidazolidino, oxazolidino, isoxazolidino, thiazolidino, isothiazolidino, piperidino, piperazino, morpholino, thiomorpholino, and azepano, where each ring is optionally substituted one or more times with substituents independently selected from R^z;

R^h and R^k are independently hydrogen, C₁₋₆ alkyl, C₃₋₁₀ cycloalkyl, heterocyclyl, phenyl, or heteroaryl, where the alkyl, cycloalkyl, heterocyclyl, phenyl, and heteroaryl groups are optionally substituted one or more times with substituents independently selected from R^x; or, if R^h and R^k are both attached to the same nitrogen atom, together with that nitrogen atom may optionally form a heterocyclic ring selected from the group consisting of azetidino, pyrrolidino, pyrazolidino, imidazolidino, oxazolidino, isoxazolidino, thiazolidino, isothiazolidino, piperidino, piperazino, morpholino, thiomorpholino, and azepano, where each ring is optionally substituted one or more times with substituents independently selected from R^x;

R^y is

a) -halogen,

b) -NH₂,

c) -cyano,

d) -carboxy,

e) -hydroxy,

f) -thiol,

g) -CF₃,

h) -OCF₃,

i) -C(O)-NH₂,

j) -S(O)₂-NH₂,

k) oxo,

l) -C₁₋₆ alkyl, optionally substituted one or more times with substituents selected independently from the group consisting of halogen, -OH, -O-C₁₋₆ alkyl, -NH₂, -NH-C₁₋₆ alkyl, and -N(C₁₋₆ alkyl)₂,

m) -heterocyclyl optionally substituted one or more times with one or more times with substituents selected independently from the group consisting of halogen, -OH, -O-C₁₋₆ alkyl, -NH₂, -NH-C₁₋₆ alkyl, and -N(C₁₋₆ alkyl)₂,

- n) $-C_{3-10}$ cycloalkyl optionally substituted one or more times with one or more times with substituents selected independently from the group consisting of halogen, $-OH$, $-O-C_{1-6}$ alkyl, $-NH_2$, $-NH-C_{1-6}$ alkyl, and $-N(C_{1-6} \text{ alkyl})_2$,
- 5 o) $-O-C_{1-6}$ alkyl optionally substituted one or more times with one or more times with substituents selected independently from the group consisting of halogen, $-OH$, $-O-C_{1-6}$ alkyl, $-NH_2$, $-NH-C_{1-6}$ alkyl, and $-N(C_{1-6} \text{ alkyl})_2$,
- 10 p) $-O-C_{3-10}$ cycloalkyl optionally substituted one or more times with one or more times with substituents selected independently from the group consisting of halogen, $-OH$, $-O-C_{1-6}$ alkyl, $-NH_2$, $-NH-C_{1-6}$ alkyl, and $-N(C_{1-6} \text{ alkyl})_2$,
- q) $-NH-C_{1-6}$ alkyl optionally substituted one or more times with one or more times with substituents selected independently from the group consisting of halogen, $-OH$, $-O-C_{1-6}$ alkyl, $-NH_2$, $-NH-C_{1-6}$ alkyl, and $-N(C_{1-6} \text{ alkyl})_2$,
- 15 r) $-N(C_{1-6} \text{ alkyl})_2$ optionally substituted one or more times with one or more times with substituents selected independently from the group consisting of halogen, $-OH$, $-O-C_{1-6}$ alkyl, $-NH_2$, $-NH-C_{1-6}$ alkyl, and $-N(C_{1-6} \text{ alkyl})_2$,
- s) $-C(O)-C_{1-6}$ alkyl, optionally substituted one or more times with one or more times with substituents selected independently from the group consisting of halogen, $-OH$, $-O-C_{1-6}$ alkyl, $-NH_2$, $-NH-C_{1-6}$ alkyl, and $-N(C_{1-6} \text{ alkyl})_2$,
- 20 t) $-C(O)-O-C_{1-6}$ alkyl, optionally substituted one or more times one or more times with substituents selected independently from the group consisting of halogen, $-OH$, $-O-C_{1-6}$ alkyl, $-NH_2$, $-NH-C_{1-6}$ alkyl, and $-N(C_{1-6} \text{ alkyl})_2$,
- u) $-S-C_{1-6}$ alkyl, optionally substituted one or more times with one or more times with substituents selected independently from the group consisting of halogen, $-OH$, $-O-C_{1-6}$ alkyl, $-NH_2$, $-NH-C_{1-6}$ alkyl, and $-N(C_{1-6} \text{ alkyl})_2$,
- 25 v) $-S(O)_2-C_{1-6}$ alkyl, optionally substituted one or more times one or more times with substituents selected independently from the group consisting of halogen, $-OH$, $-O-C_{1-6}$ alkyl, $-NH_2$, $-NH-C_{1-6}$ alkyl, and $-N(C_{1-6} \text{ alkyl})_2$,
- w) $-C(O)-NH-C_{1-6}$ alkyl, optionally substituted one or more times one or more times with substituents selected independently from the group consisting of halogen, $-OH$, $-O-C_{1-6}$ alkyl, $-NH_2$, $-NH-C_{1-6}$ alkyl, and $-N(C_{1-6} \text{ alkyl})_2$,
- 30 x) $-C(O)-N(C_{1-6} \text{ alkyl})_2$, optionally substituted one or more times one or more times with substituents selected independently from the group consisting of halogen, $-OH$, $-O-C_{1-6}$ alkyl, $-NH_2$, $-NH-C_{1-6}$ alkyl, and $-N(C_{1-6} \text{ alkyl})_2$,

y) $-\text{S}(\text{O})_2\text{-NH-C}_{1-6}$ alkyl, optionally substituted one or more times one or more times with substituents selected independently from the group consisting of halogen, $-\text{OH}$, $-\text{O-C}_{1-6}$ alkyl, $-\text{NH}_2$, $-\text{NH-C}_{1-6}$ alkyl, and $-\text{N}(\text{C}_{1-6}$ alkyl)₂,

z) $-\text{S}(\text{O})_2\text{-N}(\text{C}_{1-6}$ alkyl)₂, optionally substituted one or more times one or more times with substituents selected independently from the group consisting of halogen, $-\text{OH}$, $-\text{O-C}_{1-6}$ alkyl, $-\text{NH}_2$, $-\text{NH-C}_{1-6}$ alkyl, and $-\text{N}(\text{C}_{1-6}$ alkyl)₂,

aa) $-\text{NH-C}(\text{O})\text{-C}_{1-6}$ alkyl, optionally substituted one or more times one or more times with substituents selected independently from the group consisting of halogen, $-\text{OH}$, $-\text{O-C}_{1-6}$ alkyl, $-\text{NH}_2$, $-\text{NH-C}_{1-6}$ alkyl, and $-\text{N}(\text{C}_{1-6}$ alkyl)₂, or

bb) $-\text{NH-S}(\text{O})_2\text{-C}_{1-6}$ alkyl, optionally substituted one or more times one or more times with substituents selected independently from the group consisting of halogen, $-\text{OH}$, $-\text{O-C}_{1-6}$ alkyl, $-\text{NH}_2$, $-\text{NH-C}_{1-6}$ alkyl, and $-\text{N}(\text{C}_{1-6}$ alkyl)₂;

R^x is

a) $-\text{R}^y$

b) $-\text{phenyl}$, optionally substituted one or more times with one or more times with substituents selected independently from the group consisting of halogen, $-\text{OH}$, $-\text{O-C}_{1-6}$ alkyl, $-\text{NH}_2$, $-\text{NH-C}_{1-6}$ alkyl, and $-\text{N}(\text{C}_{1-6}$ alkyl)₂,

c) $-\text{heteroaryl}$, optionally substituted one or more times with one or more times with substituents selected independently from the group consisting of halogen, $-\text{OH}$, $-\text{O-C}_{1-6}$ alkyl, $-\text{NH}_2$, $-\text{NH-C}_{1-6}$ alkyl, and $-\text{N}(\text{C}_{1-6}$ alkyl)₂,

d) $-\text{O-phenyl}$,

e) $-\text{O-heteroaryl}$,

f) $-\text{C}(\text{O})\text{-phenyl}$,

g) $-\text{C}(\text{O})\text{-heteroaryl}$,

h) $-\text{C}(\text{O})\text{-O-phenyl}$, or

i) $-\text{C}(\text{O})\text{-O-heteroaryl}$;

R^z is

a) $-\text{R}^y$

b) $-\text{phenyl}$,

c) $-\text{heteroaryl}$;

d) $-\text{O-phenyl}$,

e) $-\text{O-heteroaryl}$,

f) $-\text{C}(\text{O})\text{-phenyl}$,

g) $-\text{C}(\text{O})\text{-heteroaryl}$,

h) -C(O)-O-phenyl, or

i) -C(O)-O-heteroaryl;

v is an integer from 0 to 4, and

w is an integer from 0 to 2.

5

Embodiment 2: A compound according to embodiment 1 wherein

G is hydrogen, -C₁₋₈ alkyl, -C₃₋₁₀ cycloalkyl, -C₁₋₆ alkylene-C₃₋₁₀ cycloalkyl, heterocyclyl,


phenyl, heteroaryl, or NR^h R^k, where the alkyl, alkylene, cycloalkyl, heterocyclyl,

phenyl, and heteroaryl groups are optionally substituted one or more times with

10

substituents independently selected from R^c; or G is -CH₂Y³, -CH₂CH₂Y³,

-CH₂CH₂CH₂Y³, -CH(CH₃)CH₂Y³, -CH₂CH(Y³)CH₃, -CH(Y³)CH₃, -CH₂C(Y³)(CH₃)₂,

-C(Y³)(CH₃)₂, or , where Y³ is -cyclopropyl, -CF₃, -OCF₃, -OCH₃,

-OCH₂CH₃, -F, -Cl, -OH, -O(CH₂)₂-OH, -O(CH₂)₂-F, -SCH₃, -S(O)₂-CH₃,

-SCH₂CH₃, -S(O)₂CH₂CH₃, -NH-CH₃, -NH-CH₂CH₃, -N(CH₃)₂, tetrahydropyran-4-

15

yl, tetrahydrofuran-2-yl, morpholin-2-yl, morpholin-4-yl, piperidin-1-yl, 4-hydroxy-

piperidin-1-yl, 3-hydroxy-piperidin-1-yl, -NH-C(O)-CH₃, -NH-C(O)-CH₂CH₃,

tetrahydrofuran-2-yl-methoxy, or -C(O)-Y⁴, where Y⁴ is -OH, -OCH₃, -OCH₂CH₃,

-OC(CH₃)₃, -NH₂, -NH-CH₃, -NH-CH₂CH₃, -N(CH₃)₂, -N(CH₂CH₃)₂, morpholin-4-yl,

4-methyl-piperazin-1-yl, pyrrolidin-1-yl, or piperazin-1-yl;

20 R^c is

a) -halogen,

b) -C₁₋₆ alkyl,

c) -C₃₋₁₀ cycloalkyl,

d) -heterocyclyl,

25

e) -cyano,

f) -CF₃,

g) -OCF₃,

h) -O-R^h,

i) -S(O)_w-R^h,

30

j) -S(O)₂O-R^h,

k) -NR^hR^k,

l) -C(O)-R^h,

m) -C(O)-O-R^h,

- n) $-\text{OC}(\text{O})-\text{R}^{\text{h}}$,
 o) $-\text{C}(\text{O})\text{NR}^{\text{h}}\text{R}^{\text{k}}$,
 p) $-\text{C}(\text{O})$ -heterocyclyl,
 q) $-\text{NR}^{\text{h}}\text{C}(\text{O})\text{R}^{\text{k}}$,
 5 r) $-\text{OC}(\text{O})\text{NR}^{\text{h}}\text{R}^{\text{k}}$,
 s) $-\text{NR}^{\text{h}}\text{C}(\text{O})\text{OR}^{\text{k}}$,
 t) $-\text{NR}^{\text{h}}\text{C}(\text{O})\text{NR}^{\text{h}}\text{R}^{\text{k}}$,
 u) -phenyl,
 v) -heteroaryl, or
 10 w) $-\text{O}-(\text{C}_{1-4}\text{ alkylene})-\text{O}-(\text{C}_{1-4}\text{ alkylene})-\text{N}(\text{R}^{\text{h}})\text{C}(\text{O})-\text{OR}^{\text{k}}$,

where the alkylene, alkyl, cycloalkyl, heterocyclyl, phenyl, and heteroaryl groups are optionally substituted one or more times with substituents independently selected from R^{x} ;

R^{h} and R^{k} are independently hydrogen, C_{1-6} alkyl, C_{3-10} cycloalkyl, phenyl, or heteroaryl,
 15 where the alkyl, cycloalkyl, phenyl, and heteroaryl groups are optionally substituted one or more times with substituents independently selected from R^{x} ;
 or, if R^{h} and R^{k} are both attached to the same nitrogen atom, together with that nitrogen atom may optionally form a heterocyclic ring selected from the group consisting of azetidino, pyrrolidino, pyrazolidino, imidazolidino, oxazolidino,
 20 isoxazolidino, thiazolidino, isothiazolidino, piperidino, piperazino, morpholino, thiomorpholino, and azepano, where each ring is optionally substituted one or more times with substituents independently selected from R^{x} ; and

R^{y} is

- a) -halogen,
 25 b) $-\text{NH}_2$,
 c) -cyano,
 d) -carboxy,
 e) $-\text{C}_{1-6}$ alkyl, optionally substituted one or more times with halogen,
 f) -heterocyclyl, optionally substituted one or more times with halogen,
 30 g) $-\text{C}_{3-10}$ cycloalkyl, optionally substituted one or more times with halogen,
 h) $-\text{O}-\text{C}_{1-6}$ alkyl, optionally substituted one or more times with halogen,
 i) $-\text{O}-\text{C}_{3-10}$ cycloalkyl, optionally substituted one or more times with halogen,
 j) -hydroxy,
 k) -thiol,

- l) $-\text{CF}_3$,
 m) $-\text{OCF}_3$,
 n) $-\text{C}(\text{O})-\text{C}_{1-6}$ alkyl, optionally substituted one or more times with halogen,
 o) $-\text{C}(\text{O})-\text{O}-\text{C}_{1-6}$ alkyl, optionally substituted one or more times with halogen,
 5 p) $-\text{S}-\text{C}_{1-6}$ alkyl, optionally substituted one or more times with halogen, or
 q) $-\text{S}(\text{O})_2-\text{C}_{1-6}$ alkyl, optionally substituted one or more times with halogen.

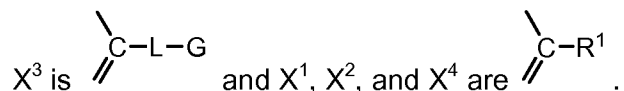
Embodiment 3: A compound according to embodiment 2, wherein
 R^3 is hydrogen.

10 Embodiment 4: A compound according to embodiment 2, wherein
 R^3 is methyl.

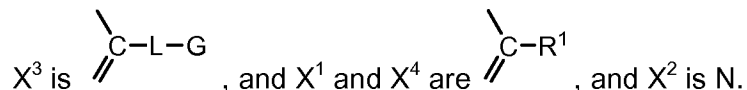
Embodiment 5: A compound according to embodiment 2, wherein
 R^3 is ethyl.

15 Embodiment 6: A compound according to embodiment 2, wherein
 R^3 is isopropyl.

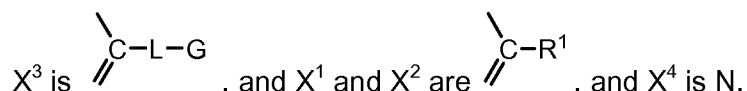
Embodiment 7: A compound according to any one of embodiments 2 to 6, wherein



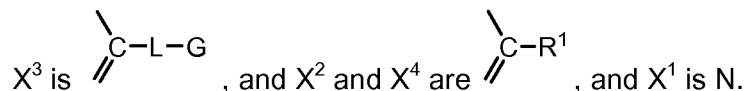
Embodiment 8: A compound according to any one of embodiments 2 to 6, wherein



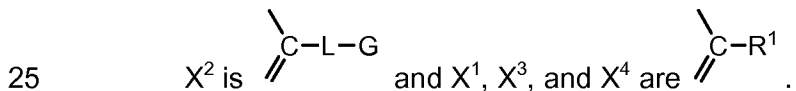
20 Embodiment 9: A compound according to any one of embodiments 2 to 6, wherein



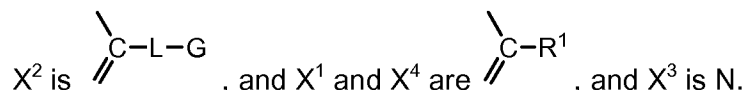
Embodiment 10: A compound according to any one of embodiments 2 to 6, wherein



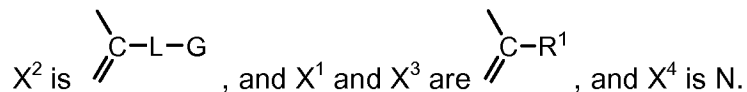
Embodiment 11: A compound according to any one of embodiments 2 to 6, wherein



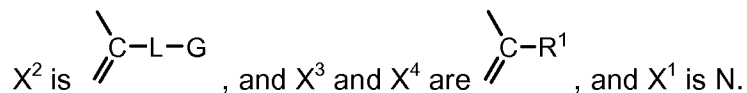
Embodiment 12: A compound according to any one of embodiments 2 to 6, wherein



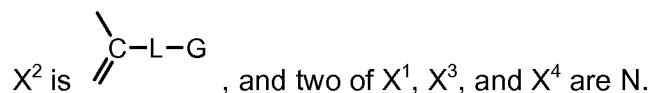
Embodiment 13: A compound according to any one of embodiments 2 to 6, wherein



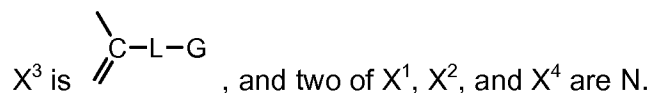
Embodiment 14: A compound according to any one of embodiments 2 to 6, wherein



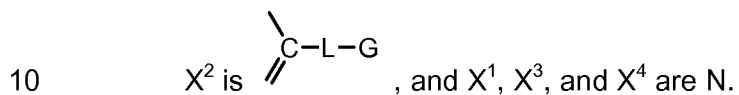
5 Embodiment 15: A compound according to any one of embodiments 2 to 6, wherein



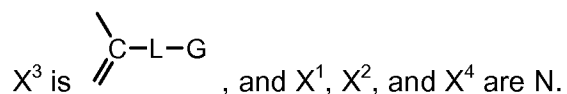
Embodiment 16: A compound according to any one of embodiments 2 to 6, wherein



Embodiment 17: A compound according to any one of embodiments 2 to 6, wherein



Embodiment 18: A compound according to any one of embodiments 2 to 6, wherein



Embodiment 19: A compound according to any one of embodiments 2 to 18, wherein
v is an integer from 0 to 2.

15 Embodiment 20: A compound according to any one of embodiments 2 to 18, wherein
v is 0 or 1.

Embodiment 21: A compound according to any one of embodiments 2 to 18, wherein
v is 1.

20 Embodiment 22: A compound according to any one of embodiments 2 to 18, wherein
v is 1, and R² is attached at either the 5-position or the 6-position of the
benzothiazole ring.

Embodiment 23: A compound according to any one of embodiments 2 to 18, wherein
v is 1, and R² is attached at the 6-position of the benzothiazole ring.

25 Embodiment 24: A compound according to any one of embodiments 2 to 18, wherein
v is 2, and one R² is attached at the 6-position of the benzothiazole ring.

Embodiment 25: A compound according to any one of embodiments 2 to 18, wherein v is 2, and R² is attached at the 5-position and the 6-position of the benzothiazole ring.

Embodiment 26: A compound according to any one of embodiments 2 to 25, wherein
5 R² is -halogen, -C₁₋₆ alkyl, -CF₃, -OCF₃, -O-R^f, or -S(O)_w-R^f, where the alkyl group is optionally substituted one or more times with substituents independently selected from R^z.

Embodiment 27: A compound according to any one of embodiments 2 to 25, wherein R² is -halogen, -methyl, -CF₃, -OCF₃, -SCF₃, -O-heteroaryl, or -S(O)₂-CH₃.

10 Embodiment 28: A compound according to any one of embodiments 2 to 25, wherein R² is selected from -Cl, -F, -CF₃, and -OCF₃.

Embodiment 29: A compound according to any one of embodiments 2 to 25, wherein R² is -OCF₃.

Embodiment 30: A compound according to any one of embodiments 2 to 25, wherein
15 R² is -CF₃.

Embodiment 31: A compound according to any one of embodiments 2 to 25, wherein R² is -F.

Embodiment 32: A compound according to any one of embodiments 2 to 25, wherein R² is -Cl.

20 Embodiment 33: A compound according to any one of embodiments 2 to 32, wherein R⁴ is -methyl, -ethyl, -n-propyl, -isopropyl, -n-butyl, -sec-butyl, -isobutyl, -tert-butyl, -(CH₂)₁₋₂-OCH₃, -(CH₂)₁₋₂-F, -(CH₂)₁₋₂-Cl, -(CH₂)₁₋₂-OCF₃, -(CH₂)₁₋₂-NH₂, -(CH₂)₁₋₂-CN, -(CH₂)₁₋₂-OH, -(CH₂)₁₋₂-CF₃, -(CH₂)₁₋₂-CO₂H, -(CH₂)₁₋₂-SH, -(CH₂)₁₋₂-SCH₃, -(CH₂)₁₋₂-S(O)₂CH₃, -(CH₂)₁₋₂-OCH₂CH₃, -(CH₂)₁₋₂-SCH₂CH₃,
25 -(CH₂)₁₋₂-S(O)₂CH₂CH₃, -(CH₂)₁₋₂-NH-CH₃, or -(CH₂)₁₋₂-N(CH₃)₂.

Embodiment 34: A compound according to any one of embodiments 2 to 33, wherein R⁴ is -methyl, -ethyl, -isopropyl, -isobutyl, -CH₂CH₂-OCH₃, -CH₂CH₂-F, or -CH₂CH₂-NH₂.

Embodiment 35: A compound according to any one of embodiments 2 to 34, wherein
30 R⁴ is -methyl, -ethyl, -isopropyl, or -isobutyl.

Embodiment 36: A compound according to any one of embodiments 2 to 35, wherein R⁴ is -methyl.

Embodiment 37: A compound according to any one of embodiments 2 to 35, wherein R⁴ is -ethyl.

Embodiment 38: A compound according to any one of embodiments 2 to 33, wherein

R^4 is $-(CH_2)_2-OCH_3$, $-(CH_2)_2-F$, $-(CH_2)_2-Cl$, $-(CH_2)_2-OCF_3$, $-(CH_2)_2-NH_2$,
 $-(CH_2)_2-CN$, $-(CH_2)_2-OH$, $-(CH_2)_2-CF_3$, $-(CH_2)_2-CO_2H$, $-(CH_2)_2-SH$, $-(CH_2)_2-SCH_3$,
 or $-(CH_2)_2-S(O)_2CH_3$.

5 Embodiment 39: A compound according to any one of embodiments 2 to 38, wherein
 R^1 is independently selected from hydrogen, $-OCH_3$, $-F$, $-Cl$, $-NH_2$, $-cyano$, $-OH$,
 $-CF_3$, $-OCF_3$, $-SH$, $-S-C_{1-6}$ alkyl, $-S(O)_2-C_{1-6}$ alkyl, $-CO_2H$, $-NH-C_{1-6}$ alkyl,
 $-N(C_{1-6}$ alkyl) $_2$, and $-NH-C_{1-6}$ alkyl.


10 Embodiment 40: A compound according to any one of embodiments 2 to 38, wherein
 R^1 is independently selected from $-OCH_3$, $-F$, $-CF_3$, $-OCF_3$, $-N(CH_3)_2$,
 $-N(CH_2CH_3)_2$, and $-N(CH_3)(CH_2CH_3)$.

Embodiment 41: A compound according to any one of embodiments 2 to 38, wherein
 R^1 is independently selected from hydrogen, $-OCH_3$, and $-F$.

15 Embodiment 42: A compound according to any one of embodiments 2 to 38, wherein
 R^1 is hydrogen.

Embodiment 43: A compound according to any one of embodiments 2 to 41, wherein
 no more than one R^1 substituent is not hydrogen.

20 Embodiment 44: A compound according to any one of embodiments 2 to 43, wherein
 G is hydrogen, $-C_{1-8}$ alkyl, $-C_{3-10}$ cycloalkyl, $-C_{1-6}$ alkylene- C_{3-8} cycloalkyl,
 heterocyclyl, or $NR^h R^k$, where the alkyl, alkylene, cycloalkyl, and
 heterocyclyl groups are optionally substituted one or more times with
 substituents independently selected from R^c ; or G is $-CH_2Y^3$, $-CH_2CH_2Y^3$,
 $-CH_2CH_2CH_2Y^3$, $-CH(CH_3)CH_2Y^3$, $-CH_2CH(Y^3)CH_3$, $-CH(Y^3)CH_3$,

25 $-CH_2C(Y^3)(CH_3)_2$, $-C(Y^3)(CH_3)_2$, or , where Y^3 is $-cyclopropyl$,
 $-CF_3$, $-OCF_3$, $-OCH_3$, $-OCH_2CH_3$, $-F$, $-Cl$, $-OH$, $-O(CH_2)_2-OH$, $-O(CH_2)_2-F$,
 $-SCH_3$, $-S(O)_2-CH_3$, $-SCH_2CH_3$, $-S(O)_2CH_2CH_3$, $-NH-CH_3$, $-NH-CH_2CH_3$,
 $-N(CH_3)_2$, tetrahydropyran-4-yl, tetrahydrofuran-2-yl, morpholin-2-yl,
 morpholin-4-yl, piperidin-1-yl, 4-hydroxy-piperidin-1-yl, 3-hydroxy-
 piperidin-1-yl, $-NH-C(O)-CH_3$, $-NH-C(O)-CH_2CH_3$, tetrahydrofuran-2-yl-
 30 methoxy, or $-C(O)-Y^4$, where Y^4 is $-OH$, $-OCH_3$, $-OCH_2CH_3$, $-OC(CH_3)_3$,
 $-NH_2$, $-NH-CH_3$, $-NH-CH_2CH_3$, $-N(CH_3)_2$, $-N(CH_2CH_3)_2$, morpholin-4-yl, 4-
 methyl-piperazin-1-yl, pyrrolidin-1-yl, or piperazin-1-yl;

L is $-\text{CH}_2\text{-C(O)N(R}^6\text{)-}$, $-\text{C(O)N(R}^6\text{)-}$, $-\text{C(O)-O-}$, $-\text{SO}_2\text{-}$, $-\text{C(O)-}$, or heterocyclylene optionally substituted one or more times with substituents independently selected from R^x ; or the group $-\text{L-G}$ is $-\text{cyano}$;

R^1 is hydrogen or R^a ;

5

R^c is

- a) $-\text{halogen}$,
- b) $-\text{C}_{1-6}$ alkyl,
- c) $-\text{C}_{3-10}$ cycloalkyl,
- d) $-\text{heterocyclyl}$,

10

e) $-\text{cyano}$,

f) $-\text{CF}_3$,

g) $-\text{OCF}_3$,

h) $-\text{O-R}^h$,

i) $-\text{S(O)}_w\text{-R}^h$,

15

j) $-\text{S(O)}_2\text{O-R}^h$,

k) $-\text{NR}^h\text{R}^k$,

l) $-\text{C(O)-R}^h$,

m) $-\text{C(O)-O-R}^h$,

n) $-\text{OC(O)-R}^h$,

20

o) $-\text{C(O)NR}^h\text{R}^k$,

p) $-\text{C(O)-heterocyclyl}$,

q) $-\text{NR}^h\text{C(O)R}^k$,

r) $-\text{OC(O)NR}^h\text{R}^k$,

s) $-\text{NR}^h\text{C(O)OR}^k$,

25

t) $-\text{NR}^h\text{C(O)NR}^h\text{R}^k$, or

u) $-\text{O-(C}_{1-4}\text{ alkylene)-O-(C}_{1-4}\text{ alkylene)-N(R}^h\text{)C(O)-OR}^k$,

where the alkylene, alkyl, cycloalkyl, and heterocyclyl groups are optionally substituted one or more times with substituents independently selected from R^x ;

30

R^h and R^k are independently hydrogen, C_{1-6} alkyl, or C_{3-10} cycloalkyl, where the alkyl, and cycloalkyl groups are optionally substituted one or more times with substituents independently selected from R^x ; or, if R^h and R^k are both attached to the same nitrogen atom, together with that nitrogen atom may optionally form a heterocyclic ring selected from the group consisting of

azetidino, pyrrolidino, pyrazolidino, imidazolidino, oxazolidino,
isoxazolidino, thiazolidino, isothiazolidino, piperidino, piperazino,
morpholino, thiomorpholino, and azepano, where each ring is optionally
substituted one or more times with substituents independently selected
5 from R^x; and

R^x is R^y.

Embodiment 45: A compound according to any one of embodiments 2 to 44, wherein
-L-G is not -cyano.

Embodiment 46: A compound according to any one of embodiments 2 to 45, wherein
10 -L-G is -C(O)NR^hR^k.

Embodiment 47: A compound according to any one of embodiments 2 to 45, wherein
L is -C(O)N(R⁶)- or -C(O)-O-.

Embodiment 48: A compound according to any one of embodiments 2 to 45, wherein
L is -C(O)N(R⁶)-.

15 Embodiment 49: A compound according to any one of embodiments 2 to 45, wherein
L is not -CH₂-C(O)N(R⁶)-.

Embodiment 50: A compound according to any one of embodiments 2 to 45, wherein
L is -C(O)-O-.

Embodiment 51: A compound according to any one of embodiments 2 to 45, wherein
20 L is -C(O)-.

Embodiment 52: A compound according to any one of embodiments 2 to 45, wherein
L is -S(O)₂-.

Embodiment 53: A compound according to any one of embodiments 2 to 43, wherein
L is heteroarylene optionally substituted one or more times with substituents
25 independently selected from R^x.

Embodiment 54: A compound according to any one of embodiments 2 to 53, wherein
R⁶ is hydrogen.

Embodiment 55: A compound according to any one of embodiments 2 to 53, wherein
R⁶ is hydrogen or -methyl.

30 Embodiment 56: A compound according to any one of embodiments 2 to 55, wherein
G is hydrogen, -C₁₋₈ alkyl, -C₃₋₁₀ cycloalkyl, or -C₁₋₆ alkylene-C₃₋₈ cycloalkyl, where
the alkyl, cycloalkyl, and alkylene groups are optionally substituted one or more
times with substituents independently selected from R^x.

Embodiment 57: A compound according to any one of embodiments 2 to 55, wherein
 G is -H, -methyl, -ethyl, -n-propyl, -isopropyl, -isobutyl, $-\text{CH}_2\text{Y}^3$, $-\text{CH}_2\text{CH}_2\text{Y}^3$,
 $-\text{CH}_2\text{CH}_2\text{CH}_2\text{Y}^3$, $-\text{CH}(\text{CH}_3)\text{CH}_2\text{Y}^3$, $-\text{CH}_2\text{CH}(\text{Y}^3)\text{CH}_3$, $-\text{CH}(\text{Y}^3)\text{CH}_3$, $-\text{CH}_2\text{C}(\text{Y}^3)(\text{CH}_3)_2$,
 or $-\text{C}(\text{Y}^3)(\text{CH}_3)_2$, where Y^3 is -cyclopropyl, $-\text{CF}_3$, $-\text{OCF}_3$, $-\text{OCH}_3$, $-\text{OCH}_2\text{CH}_3$, -F,
 5 $-\text{OH}$, $-\text{O}(\text{CH}_2)_2\text{-OH}$, $-\text{O}(\text{CH}_2)_2\text{-F}$, $-\text{SCH}_3$, $-\text{S}(\text{O})_2\text{-CH}_3$, $-\text{SCH}_2\text{CH}_3$, $-\text{S}(\text{O})_2\text{CH}_2\text{CH}_3$,
 $-\text{NH-CH}_3$, $-\text{NH-CH}_2\text{CH}_3$, $-\text{N}(\text{CH}_3)_2$, $-\text{NH-C}(\text{O})\text{-CH}_3$, $-\text{NH-C}(\text{O})\text{-CH}_2\text{CH}_3$, or $\text{C}(\text{O})\text{-Y}^4$,
 where Y^4 is $-\text{OH}$, $-\text{OCH}_3$, $-\text{OCH}_2\text{CH}_3$, $-\text{OC}(\text{CH}_3)_3$, $-\text{NH}_2$, $-\text{NH-CH}_3$, $-\text{NH-CH}_2\text{CH}_3$,
 $-\text{N}(\text{CH}_3)_2$, or $-\text{N}(\text{CH}_2\text{CH}_3)_2$.

Embodiment 58: A compound according to any one of embodiments 2 to 55, wherein
 10 G is -methyl, -ethyl, -n-propyl, -isopropyl, or -isobutyl, where each is optionally
 substituted one or more times with substituents independently selected from
 $-\text{CF}_3$, $-\text{OCF}_3$, $-\text{OCH}_3$, $-\text{OCH}_2\text{CH}_3$, -F, -OH, $-\text{O}(\text{CH}_2)_2\text{-OH}$, $-\text{O}(\text{CH}_2)_2\text{-F}$, $-\text{SCH}_3$,
 $-\text{SCH}_2\text{CH}_3$, $-\text{NH-CH}_3$, $-\text{NH-CH}_2\text{CH}_3$, and $-\text{N}(\text{CH}_3)_2$.

Embodiment 59: A compound according to any one of embodiments 2 to 55, wherein
 15 G is H.

Embodiment 60: A compound according to any one of embodiments 2 to 55, wherein
 G is C_{1-8} alkyl optionally substituted one or more times with halogen.

Embodiment 61: A compound according to any one of embodiments 2 to 55, wherein
 G is C_{3-10} cycloalkyl optionally substituted one or more times with halogen.

Embodiment 62: A compound according to any one of embodiments 2 to 55, wherein
 20 G is heterocyclyl optionally substituted one or more times with halogen.

Embodiment 63: A compound according to any one of embodiments 2 to 55, wherein
 G is $-\text{C}_{1-6}$ alkylene- C_{3-10} cycloalkyl optionally substituted one or more times with
 halogen.

Embodiment 64: A compound according to any one of embodiments 2 to 55, wherein
 25 G is NR^hR^k .

Embodiment 65: A compound according to any one of embodiments 2 to 55, wherein
 G is $-\text{CH}_2\text{-R}^c$.

Embodiment 66: A compound according to any one of embodiments 2 to 55, wherein
 30 G is $-\text{CH}_2\text{CH}_2\text{-R}^c$.

Embodiment 67: A compound according to any one of embodiments 2 to 55, wherein
 G is $-\text{CH}_2\text{CH}_2\text{CH}_2\text{-R}^c$.

Embodiment 68: A compound according to any one of embodiments 2 to 55, wherein
 G is $-\text{CH}(\text{CH}_3)\text{CH}_2\text{R}^c$.

Embodiment 69: A compound according to any one of embodiments 2 to 55, wherein
G is $-\text{CH}_2\text{CH}(\text{R}^c)\text{CH}_3$.

Embodiment 70: A compound according to any one of embodiments 2 to 55, wherein
G is $-\text{CH}(\text{R}^c)\text{CH}_3$.

5 Embodiment 71: A compound according to any one of embodiments 2 to 55, wherein
G is $-\text{CH}_2\text{C}(\text{R}^c)(\text{CH}_3)_2$.

Embodiment 72: A compound according to any one of embodiments 2 to 55, wherein
G is $-\text{C}(\text{R}^c)(\text{CH}_3)_2$.

10 Embodiment 73: A compound according to any one of embodiments 2 to 55, wherein
G is imidazol-2-yl, thiazol-2-yl, oxazol-2-yl, pyrazol-1-yl, furan-2-yl, thiophen-2-yl,
pyrrol-1-yl, 1H-1,2,4-triazolyl-3-yl, 5-methyl-1H-1,2,4-triazolyl-3-yl,
 $-(\text{CH}_2)_{1-3}$ -(imidazol-2-yl), $-(\text{CH}_2)_{1-3}$ -(thiazol-2-yl), $-(\text{CH}_2)_{1-3}$ -(oxazol-2-yl), $-(\text{CH}_2)_{1-3}$ -
(pyrazol-1-yl), $-(\text{CH}_2)_{1-3}$ -(furan-2-yl), $-(\text{CH}_2)_{1-3}$ -(thiophen-2-yl), $-(\text{CH}_2)_{1-3}$ -(pyrrol-1-yl),
 $-(\text{CH}_2)_{1-3}$ -(1H-1,2,4-triazolyl-3-yl), or $-(\text{CH}_2)_{1-3}$ -(5-methyl-1H-1,2,4-triazolyl-3-yl).

15 Embodiment 74: A compound according to any one of embodiments 2 to 73, wherein
the compound is in its free (non-salted) form.

Embodiment 75: A compound according to any one of embodiments 2 to 73, wherein
the compound is in the form of a pharmaceutically acceptable salt.

20 Embodiment 76: A compound according to any one of embodiments 1 to 75, wherein
any "heterocyclyl" group present in the compound is selected from the group
consisting of: azetidin-1-yl, azetidin-2-yl, azetidin-3-yl, pyrrolidin-1-yl, pyrrolidin-2-
yl, pyrrolidin-3-yl, tetrahydrofuran-2-yl, tetrahydrofuran-3-yl, tetrahydrothiophen-2-
yl, tetrahydrothiophen-3-yl, pyrazolidin-1-yl, pyrazolidin-3-yl, pyrazolidin-4-yl,
imidazolidin-1-yl, imidazolidin-2-yl, imidazolidin-4-yl, oxazolidin-2-yl, oxazolidin-3-
25 yl, oxazolidin-4-yl, oxazolidin-5-yl, isoxazolidin-2-yl, isoxazolidin-3-yl,
isoxazolidin-4-yl, isoxazolidin-5-yl, thiazolidin-2-yl, thiazolidin-3-yl, thiazolidin-4-yl,
thiazolidin-5-yl, isothiazolidin-2-yl, isothiazolidin-3-yl, isothiazolidin-4-yl,
isothiazolidin-5-yl, 1,3-dioxolan-2-yl, 1,3-dioxolan-4-yl, 1,3-oxathiolan-2-yl, 1,3-
oxathiolan-4-yl, 1,3-oxathiolan-5-yl, 1,2-dithiolan-3-yl, 1,2-dithiolan-4-yl, 1,3-
30 dithiolan-2-yl, 1,3-dithiolan-4-yl, piperidin-1-yl, piperidin-2-yl, piperidin-3-yl,
piperidin-4-yl, tetrahydropyran-2-yl, tetrahydropyran-3-yl, tetrahydropyran-4-yl,
thian-2-yl, thian-3-yl, thian-4-yl, piperazin-1-yl, piperazin-2-yl, morpholin-2-yl,
morpholin-3-yl, morpholin-4-yl, thiomorpholin-2-yl, thiomorpholin-3-yl,
thiomorpholin-4-yl, 1,4-dioxan-2-yl, 1,3-dioxan-2-yl, 1,3-dioxan-4-yl, 1,3-dioxan-5-

yl, 1,4-dithian-2-yl, 1,3-dithian-2-yl, 1,3-dithian-4-yl, 1,3-dithian-5-yl, 1,2-dithian-3-yl, 1,2-dithian-4-yl, azepan-1-yl, azepan-2-yl, azepan-3-yl, and azepan-4-yl, where each of these named rings may optionally be substituted one or more times with substituents independently selected from halogen, -NH₂, cyano, 5 carboxy, C₁₋₄ alkyl, C₃₋₁₀ cycloalkyl, hydroxyl, thiol, -CF₃, -OCF₃, -O-C₁₋₄ alkyl, -NH-C₁₋₄ alkyl, -N(C₁₋₄ alkyl)₂, -S-C₁₋₄ alkyl, -S(O)₂-C₁₋₄ alkyl, -C(O)-C₁₋₄ alkyl, -C(O)O-C₁₋₄ alkyl, -C(O)NH₂, -C(O)NH-C₁₋₄ alkyl, and -C(O)N(C₁₋₄ alkyl)₂, and where any nitrogen atom in any of these named rings may optionally be oxidized when chemically feasible, and where any sulfur atom in any of these named rings may 10 optionally be oxidized once or twice when chemically feasible.

Embodiment 77: A compound according to any one of embodiments 1 to 76, wherein any "heteroaryl" group present in the compound is selected from the group consisting of: 1H-pyrrol-1-yl, 1H-pyrrol-2-yl, 1H-pyrrol-3-yl, furan-2-yl, furan-3-yl, thiophen-2-yl, thiophen-3-yl, 1H-imidazol-1-yl, 1H-imidazol-2-yl, 1H-imidazol-4-yl, 15 1H-imidazol-5-yl, 1H-pyrazol-1-yl, 1H-pyrazol-3-yl, 1H-pyrazol-4-yl, 1H-pyrazol-5-yl, oxazol-2-yl, oxazol-4-yl, oxazol-5-yl, thiazol-2-yl, thiazol-4-yl, thiazol-5-yl, isoxazol-3-yl, isoxazol-4-yl, isoxazol-5-yl, isothiazol-3-yl, isothiazol-4-yl, isothiazol-5-yl, 1H-1,2,3-triazol-1-yl, 1H-1,2,3-triazol-4-yl, 1H-1,2,3-triazol-5-yl, 1H-1,2,4-triazol-1-yl, 1H-1,2,4-triazol-3-yl, 1H-1,2,4-triazol-5-yl, furazan-3-yl, 20 pyridin-2-yl, pyridin-3-yl, pyridin-4-yl, pyridazin-3-yl, pyridazin-4-yl, pyrimidin-2-yl, pyrimidin-4-yl, pyrimidin-5-yl, pyrazin-2-yl, 1,3,5-triazin-2-yl, 1H-indol-1-yl, 1H-indol-2-yl, 1H-indol-3-yl, 2H-isoindol-1-yl, 2H-isoindol-2-yl, quinolin-2-yl, quinolin-3-yl, quinolin-4-yl, isoquinolin-1-yl, isoquinolin-3-yl, isoquinolin-4-yl, benzoxazol-2-yl, benzothiazol-2-yl, 1H-benzimidazol-1-yl, 1H-benzimidazol-2-yl, benzofuran-2-yl, benzofuran-3-yl, benzothiophen-2-yl, and benzothiophen-3-yl, where each of these named rings may optionally be substituted one or more times with substituents independently selected from halogen, -NH₂, cyano, carboxy, C₁₋₄ alkyl, C₃₋₁₀ cycloalkyl, hydroxyl, thiol, -CF₃, -OCF₃, -O-C₁₋₄ alkyl, -NH-C₁₋₄ alkyl, -N(C₁₋₄ alkyl)₂, -S-C₁₋₄ alkyl, -S(O)₂-C₁₋₄ alkyl, -C(O)-C₁₋₄ alkyl, -C(O)O-C₁₋₄ alkyl, 25 -C(O)NH₂, -C(O)NH-C₁₋₄ alkyl, -C(O)N(C₁₋₄ alkyl)₂, and phenyl.

Embodiment 78: A compound according to any one of embodiments 1 to 77, wherein any "heteroarylene" group present in the compound is selected from the group consisting of: 1H-pyrrol-2,5-diyl, furan-2,5-diyl, thiophen-2,5-diyl, 1H-imidazol-2,4-diyl, 1H-imidazol-2,5-diyl, oxazol-2,4-diyl, oxazol-2,5-diyl, thiazol-2,4-diyl, thiazol-

2,5-diyl, 1H-1,2,4-triazol-3,5-diyl, and 2H-isoindol-1,3-diyl, where each of these named rings may optionally be substituted one or more times with substituents independently selected from halogen, -NH₂, cyano, carboxy, -C₁₋₄ alkyl, -C₃₋₁₀ cycloalkyl, hydroxyl, thiol, -CF₃, -OCF₃, -O-C₁₋₄ alkyl, -NH-C₁₋₄ alkyl, -N(C₁₋₄ alkyl)₂,
 5 -S-C₁₋₄ alkyl, -S(O)₂-C₁₋₄ alkyl, -C(O)-C₁₋₄ alkyl, -C(O)O-C₁₋₄ alkyl, -C(O)NH₂,
 -C(O)NH-C₁₋₄ alkyl, -C(O)N(C₁₋₄ alkyl)₂, and phenyl.

Embodiment 79: A compound according to embodiment 1.

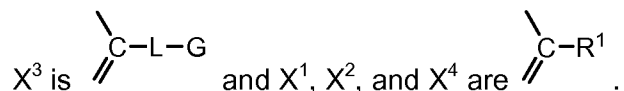
Embodiment 80: A compound according to embodiment 79, wherein
 R³ is hydrogen.

10 Embodiment 81: A compound according to embodiment 79, wherein
 R³ is methyl.

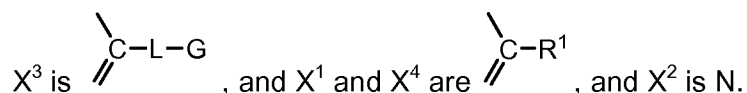
Embodiment 82: A compound according to embodiment 79, wherein
 R³ is ethyl.

15 Embodiment 83: A compound according to embodiment 79, wherein
 R³ is isopropyl.

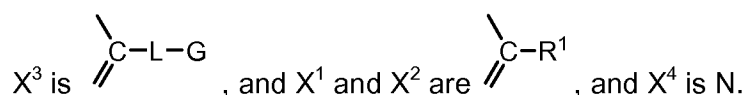
Embodiment 84: A compound according to any one of embodiments 79 to 83, wherein



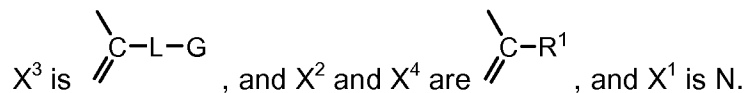
Embodiment 85: A compound according to any one of embodiments 79 to 83, wherein



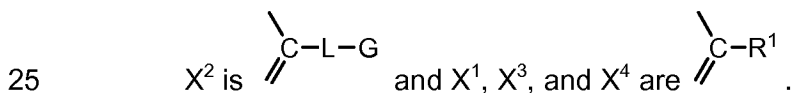
20 Embodiment 86: A compound according to any one of embodiments 79 to 83, wherein



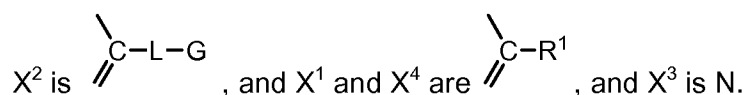
Embodiment 87: A compound according to any one of embodiments 79 to 83, wherein



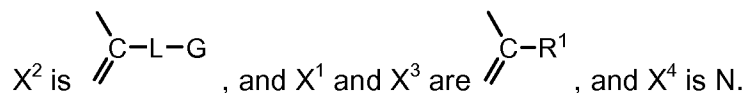
Embodiment 88: A compound according to any one of embodiments 79 to 83, wherein



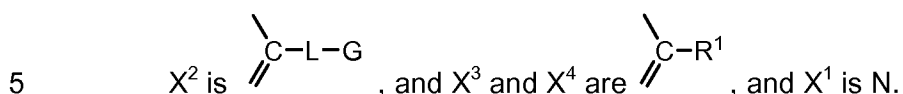
Embodiment 89: A compound according to any one of embodiments 79 to 83, wherein



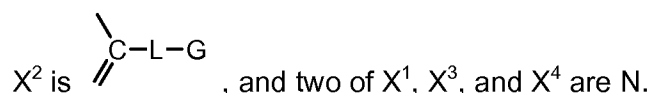
Embodiment 90: A compound according to any one of embodiments 79 to 83, wherein



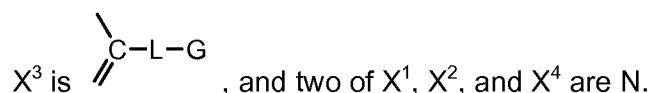
Embodiment 91: A compound according to any one of embodiments 79 to 83, wherein



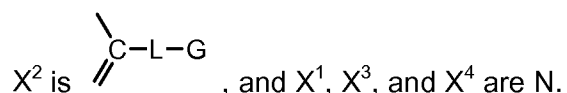
Embodiment 92: A compound according to any one of embodiments 79 to 83, wherein



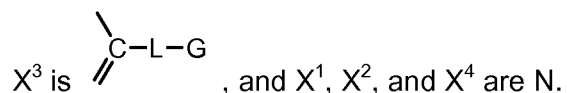
Embodiment 93: A compound according to any one of embodiments 79 to 83, wherein



10 Embodiment 94: A compound according to any one of embodiments 79 to 83, wherein



Embodiment 95: A compound according to any one of embodiments 79 to 83, wherein



Embodiment 96: A compound according to any one of embodiments 79 to 95, wherein

15 v is 0, 1 or 2.

Embodiment 97: A compound according to any one of embodiments 79 to 95, wherein

v is 1 or 2.

Embodiment 98: A compound according to any one of embodiments 79 to 95, wherein

v is 1.

20 Embodiment 99: A compound according to any one of embodiments 79 to 95, wherein

v is 1, and R^2 is attached at either the 5-position or the 6-position of the benzothiazole ring.

Embodiment 100: A compound according to any one of embodiments 79 to 95, wherein

v is 1, and R^2 is attached at the 6-position of the benzothiazole ring.

25 Embodiment 101: A compound according to any one of embodiments 79 to 95, wherein

v is 2, and one R^2 is attached at the 6-position of the benzothiazole ring.

Embodiment 102: A compound according to any one of embodiments 79 to 95, wherein v is 2, and R² is attached at the 5-position and the 6-position of the benzothiazole ring.

5 Embodiment 103: A compound according to any one of embodiments 79 to 102, wherein R² is -halogen, -C₁₋₆ alkyl, -CF₃, -OCF₃, -O-R^f, or -S(O)_w-R^f, where the alkyl group is optionally substituted one or more times with substituents independently selected from R^z.

10 Embodiment 104: A compound according to any one of embodiments 79 to 102, wherein R² is -halogen, -methyl, ethyl, isopropyl, -OCH₃, -OCH₂CH₃, -OCH(CH₃)₂, -CF₃, -OCF₃, -SCF₃, -S(O)₂-CH₃, -O-phenyl, -O-(2-pyridyl), -O-(3-pyridyl), or -O-(4-pyridyl).

15 Embodiment 105: A compound according to any one of embodiments 79 to 102, wherein R² is -halogen, -methyl, ethyl, isopropyl, -OCH₃, -OCH₂CH₃, -OCH(CH₃)₂, -CF₃, -OCF₃, -SCF₃, -S(O)₂-CH₃, or -O-(3-pyridyl).

Embodiment 106: A compound according to any one of embodiments 79 to 102, wherein R² is -Cl, -F, -CF₃, or -OCF₃.

Embodiment 107: A compound according to any one of embodiments 79 to 102, wherein R² is -OCF₃.

20 Embodiment 108: A compound according to any one of embodiments 79 to 102, wherein R² is -CF₃.

Embodiment 109: A compound according to any one of embodiments 79 to 102, wherein R² is -F.

25 Embodiment 110: A compound according to any one of embodiments 79 to 102, wherein R² is -Cl.

Embodiment 111: A compound according to any one of embodiments 79 to 102, wherein R² is -SO₂CH₃.

Embodiment 112: A compound according to any one of embodiments 79 to 102, wherein R² is methyl, ethyl, or isopropyl.

30 Embodiment 113: A compound according to any one of embodiments 79 to 102, wherein R² is methyl.

Embodiment 114: A compound according to any one of embodiments 79 to 102, wherein R² is -OCH₂CH₃.

Embodiment 115: A compound according to any one of embodiments 79 to 102, wherein

R² is -O-phenyl.

Embodiment 116: A compound according to any one of embodiments 79 to 102, wherein R² is -O-(2-pyridyl), -O-(3-pyridyl), or -O-(4-pyridyl).

Embodiment 117: A compound according to any one of embodiments 79 to 102, wherein
5 R² is -O-(3-pyridyl).

Embodiment 118: A compound according to any one of embodiments 79 to 117, wherein R⁴ is -methyl, -ethyl, -n-propyl, -isopropyl, -n-butyl, -sec-butyl, -isobutyl, -tert-butyl, -(CH₂)₁₋₂-OCH₃, -(CH₂)₁₋₂-F, -(CH₂)₁₋₂-Cl, -(CH₂)₁₋₂-OCF₃, -(CH₂)₁₋₂-NH₂,
10 -(CH₂)₁₋₂-CN, -(CH₂)₁₋₂-OH, -(CH₂)₁₋₂-CF₃, -(CH₂)₁₋₂-CO₂H, -(CH₂)₁₋₂-SH,
-(CH₂)₁₋₂-SCH₃, -(CH₂)₁₋₂-S(O)₂CH₃, -(CH₂)₁₋₂-OCH₂CH₃, -(CH₂)₁₋₂-SCH₂CH₃,
-(CH₂)₁₋₂-S(O)₂CH₂CH₃, -(CH₂)₁₋₂-NH-CH₃, or -(CH₂)₁₋₂-N(CH₃)₂.

Embodiment 119: A compound according to any one of embodiments 79 to 117, wherein R⁴ is -methyl, -ethyl, -isopropyl, -isobutyl, -CH₂CH₂-OCH₃, -CH₂CH₂-F,
15 -CH₂CH₂-NH₂, or -CH₂CH₂-NH-CH₃.

Embodiment 120: A compound according to any one of embodiments 79 to 117, wherein R⁴ is -methyl, -ethyl, -isopropyl, or -isobutyl.

Embodiment 121: A compound according to any one of embodiments 79 to 117, wherein R⁴ is methyl.

Embodiment 122: A compound according to any one of embodiments 79 to 117, wherein
20 R⁴ is -ethyl.

Embodiment 123: A compound according to any one of embodiments 79 to 117, wherein R⁴ is -isopropyl.

Embodiment 124: A compound according to any one of embodiments 79 to 117, wherein R⁴ is -isobutyl.

Embodiment 125: A compound according to any one of embodiments 79 to 117, wherein
25 R⁴ is -CH₂CH₂-OCH₃.

Embodiment 126: A compound according to any one of embodiments 79 to 117, wherein R⁴ is -CH₂CH₂-F.

Embodiment 127: A compound according to any one of embodiments 79 to 117, wherein
30 R⁴ is -CH₂CH₂-NH₂.

Embodiment 128: A compound according to any one of embodiments 79 to 117, wherein R⁴ is -CH₂CH₂-NH-CH₃.

Embodiment 129: A compound according to any one of embodiments 79 to 128, wherein
 R^1 is independently hydrogen, $-OCH_3$, $-F$, $-Cl$, $-NH_2$, $-cyano$, $-OH$, $-CF_3$, $-OCF_3$,
 $-SH$, $-S-C_{1-6}$ alkyl, $-S(O)_2-C_{1-6}$ alkyl, $-CO_2H$, $-NH-C_{1-6}$ alkyl, $-N(C_{1-6}$ alkyl) $_2$, or
 5 $-NH-C_{1-6}$ alkyl.

Embodiment 130: A compound according to any one of embodiments 79 to 128, wherein
 R^1 is independently $-OCH_3$, $-F$, $-CF_3$, $-OCF_3$, $-N(CH_3)_2$, $-N(CH_2CH_3)_2$, or
 $-N(CH_3)(CH_2CH_3)$.

Embodiment 131: A compound according to any one of embodiments 79 to 128, wherein
 10 R^1 is independently hydrogen, $-OCH_3$, or $-F$.

Embodiment 132: A compound according to any one of embodiments 79 to 128, wherein
 R^1 is hydrogen.

Embodiment 133: A compound according to any one of embodiments 79 to 128, wherein
 R^1 is $-F$.

15 Embodiment 134: A compound according to any one of embodiments 79 to 128, wherein
 R^1 is $-OCH_3$.

Embodiment 135: A compound according to any one of embodiments 79 to 128, wherein
 R^1 is $-N(CH_2CH_3)_2$.

Embodiment 136: A compound according to any one of embodiments 79 to 135, wherein
 20 no more than one R^1 substituent is not hydrogen.

Embodiment 137: A compound according to any one of embodiments 79 to 136, wherein
 G is hydrogen, $-C_{1-8}$ alkyl, $-C_{3-10}$ cycloalkyl, $-C_{1-6}$ alkylene- C_{3-10} cycloalkyl,

heterocyclyl, $-C_{1-6}$ alkylene- C_{3-10} heterocyclyl, or $NR^h R^k$, where the alkyl,
 alkylene, cycloalkyl, and heterocyclyl groups are optionally substituted
 25 one or more times with substituents independently selected from R^c ; or G
 is $-CH_2Y^3$, $-CH_2CH_2Y^3$, $-CH_2CH_2CH_2Y^3$, $-CH(CH_3)CH_2Y^3$,
 $-CH_2CH(Y^3)CH_3$, $-CH(Y^3)CH_3$, $-CH_2C(Y^3)(CH_3)_2$, $-C(Y^3)(CH_3)_2$, or



, where Y^3 is cyclopropyl, $-CF_3$, $-OCF_3$, $-OCH_3$, $-OCH_2CH_3$, $-F$,
 $-Cl$, $-OH$, $-O(CH_2)_2-OH$, $-O(CH_2)_2-F$, $-SCH_3$, $-S(O)_2-CH_3$, $-SCH_2CH_3$,
 30 $-S(O)_2CH_2CH_3$, $-NH-CH_3$, $-NH-CH_2CH_3$, $-N(CH_3)_2$, tetrahydropyran-4-yl,
 tetrahydrofuran-2-yl, morpholin-2-yl, morpholin-4-yl, piperidin-1-yl, 4-
 hydroxy-piperidin-1-yl, 3-hydroxy-piperidin-1-yl, $-NH-C(O)-CH_3$, $-NH-$
 $C(O)-CH_2CH_3$, tetrahydrofuran-2-yl-methoxy, or $-C(O)-Y^4$, where Y^4 is

-OH, -OCH₃, -OCH₂CH₃, -OC(CH₃)₃, -NH₂, -NH-CH₃, -NH-CH₂CH₃,
 -N(CH₃)₂, -N(CH₂CH₃)₂, morpholin-4-yl, 4-methyl-piperazin-1-yl, pyrrolidin-
 1-yl, or piperazin-1-yl;

L is -CH₂-C(O)N(R⁶)-, -C(O)N(R⁶)-, -C(O)-O-, -SO₂-, -C(O)-, or heterocyclylene
 5 optionally substituted one or more times with substituents independently
 selected from R^x; or the group -L-G is -cyano;

R¹ is hydrogen or R^a;

R^c is

- 10 a) -halogen,
 b) -C₁₋₆ alkyl,
 c) -C₃₋₁₀ cycloalkyl,
 d) -heterocyclyl,
 e) -cyano,
 f) -CF₃,
 15 g) -OCF₃,
 h) -O-R^h,
 i) -S(O)_w-R^h,
 j) -S(O)₂O-R^h,
 k) -NR^hR^k,
 20 l) -C(O)-R^h,
 m) -C(O)-O-R^h,
 n) -OC(O)-R^h,
 o) -C(O)NR^hR^k,
 p) -C(O)-heterocyclyl,
 25 q) -NR^hC(O)R^k,
 r) -OC(O)NR^hR^k,
 s) -NR^hC(O)OR^k,
 t) -NR^hC(O)NR^hR^k,
 u) -NR^hS(O)_wR^k, or
 30 v) -O-(C₁₋₄ alkylene)-O-(C₁₋₄ alkylene)-N(R^h)C(O)-OR^k,

where the alkylene, alkyl, cycloalkyl, and heterocyclyl groups are
 optionally substituted one or more times with substituents
 independently selected from R^x;

R^h and R^k independently are hydrogen, C_{1-6} alkyl, C_{3-10} cycloalkyl, or heterocyclyl, where the alkyl, cycloalkyl, and heterocyclyl groups are optionally substituted one or more times with substituents independently selected from R^x ; or, if R^h and R^k are both attached to the same nitrogen atom, together with that nitrogen atom may optionally form a heterocyclic ring selected from azetidino, pyrrolidino, pyrazolidino, imidazolidino, oxazolidino, isoxazolidino, thiazolidino, isothiazolidino, piperidino, piperazino, morpholino, thiomorpholino, and azepano, where each ring is optionally substituted one or more times with substituents independently selected from R^x ; and

R^x is R^y .

Embodiment 137: A compound according to any one of embodiments 79 to 136, wherein -L-G is not -cyano.

Embodiment 138: A compound according to any one of embodiments 79 to 136, wherein L is $-C(O)N(R^6)-$.

Embodiment 139: A compound according to embodiment 138 wherein R^6 is hydrogen.

Embodiment 140: A compound according to embodiment 138 wherein R^6 is methyl.

Embodiment 141: A compound according to embodiment 140 wherein G is $-N(CH_3)_2$.

Embodiment 142: A compound according to any one of embodiments 79 to 136, wherein -L-G is $-C(O)NR^h R^k$.

Embodiment 143: A compound according to embodiment 142, wherein $NR^h R^k$ is pyrrolidino, piperidino, piperazino, 4-methyl-piperazino, or morpholino, where each of the foregoing is optionally substituted once with $-(CH_2)_{1-3}-OH$.

Embodiment 144: A compound according to embodiment 143, wherein $NR^h R^k$ is pyrrolidino, 4-(2-hydroxyethyl)-piperazino, or 4-(3-hydroxypropyl)-piperidino.

Embodiment 145: A compound according to embodiment 142, wherein $NR^h R^k$ is $N[(CH_2)_2-OH]_2$.

Embodiment 146: A compound according to any one of embodiments 79 to 137, wherein L is not $-CH_2-C(O)N(R^6)-$.

Embodiment 147: A compound according to any one of embodiments 79 to 146, wherein L is not heterocyclylene.

Embodiment 148: A compound according to any one of embodiments 79 to 136, wherein L is $-S(O)_2-$.

5 Embodiment 149: A compound according to embodiment 148, wherein G is methyl or $-CF_3$.

Embodiment 150: A compound according to any one of embodiments 79 to 136, wherein L is heteroarylene optionally substituted one or more times with substituents independently selected from R^x .

10 Embodiment 151: A compound according to embodiment 150, wherein $-L-G$ is imidazol-2-yl, 1,2,4-triazol-3-yl, or 5-methyl-1,2,4-triazol-3-yl.

Embodiment 152: A compound according to any one of embodiments 79 to 136, wherein L is $-C(O)-O-$.

15 Embodiment 153: A compound according to embodiment 152, wherein G is hydrogen, or $-C_{1-8}$ alkyl, where the alkyl group is optionally substituted one or more times with substituents independently selected from R^c .

Embodiment 154: A compound according to embodiment 153, wherein G is methyl or ethyl.

20 Embodiment 155: A compound according to embodiment 153, wherein G is hydrogen.

Embodiment 156: A compound according to any one of embodiments 79 to 139, wherein G is $-C_{1-8}$ alkyl, $-C_{3-10}$ cycloalkyl, $-C_{1-6}$ alkylene- C_{3-10} cycloalkyl, heterocyclyl, or $-C_{1-6}$ alkylene- C_{3-10} heterocyclyl, where the alkyl, alkylene, cycloalkyl, and heterocyclyl groups are optionally substituted one or more times with substituents independently selected from R^c .

Embodiment 157: A compound according to embodiment 156, wherein G is $-C_{1-8}$ alkyl optionally substituted one or more times with substituents independently selected from R^c .

30 Embodiment 158: A compound according to embodiment 157, wherein G is methyl, ethyl, isopropyl, n-propyl, n-butyl, sec-butyl, or isobutyl.

Embodiment 159: A compound according to embodiment 157, wherein G is methyl, ethyl, or n-propyl.

Embodiment 160: A compound according to embodiment 157, wherein G is 2-fluoroethyl, 2,2-difluoroethyl, or 2,2,2-trifluoroethyl.

Embodiment 161: A compound according to embodiment 157, wherein
G is 2-cyanoethyl.

Embodiment 162: A compound according to embodiment 157, wherein
G is $-C_{1-8}$ alkyl substituted once by $-C(O)-O-R^h$.

5 Embodiment 163: A compound according to embodiment 162, wherein
G is $-CH_2-C(O)-O-R^h$.

Embodiment 164: A compound according to embodiment 163, wherein
 R^h is hydrogen or methyl.

10 Embodiment 165: A compound according to embodiment 162, wherein
G is $-CH_2CH_2-C(O)-O-R^h$.

Embodiment 166: A compound according to embodiment 165, wherein
 R^h is hydrogen or methyl.

Embodiment 167: A compound according to embodiment 162, wherein
G is $-C(CH_3)_2-C(O)-O-R^h$.

15 Embodiment 168: A compound according to embodiment 167, wherein
 R^h is hydrogen or methyl.

Embodiment 169: A compound according to embodiment 162, wherein
G is $-CH(CH_3)-C(O)-O-R^h$.

20 Embodiment 170: A compound according to embodiment 169, wherein
 R^h is hydrogen or methyl.

Embodiment 171: A compound according to embodiment 157, wherein
G is $-C_{1-8}$ alkyl substituted once by $-C(O)NR^hR^k$.

Embodiment 172: A compound according to embodiment 171, wherein
G is $CH_2-C(O)-NR^hR^k$.

25 Embodiment 173: A compound according to embodiment 172, wherein
 NR^hR^k is methylamino, dimethylamino, or diethylamino.

Embodiment 174: A compound according to embodiment 172, wherein
 NR^hR^k is thiomorpholino or 1,1-dioxothiomorpholino.

30 Embodiment 175: A compound according to embodiment 172, wherein
 NR^hR^k is morpholino, pyrrolidino, piperidino, piperazino, or 4-methylpiperazino.

Embodiment 176: A compound according to embodiment 172, wherein
 NR^hR^k is pyrrolidino, 3-hydroxy-pyrrolidino, 3-methoxy-pyrrolidino, 3-amino-
pyrrolidino, 3-(methylamino)-pyrrolidino, 3-(dimethylamino)-pyrrolidino, 2-

(hydroxymethyl)-pyrrolidino, 2-(dimethylaminocarbonyl)-pyrrolidino or 3,4-dihydroxy-pyrrolidino.

Embodiment 177: A compound according to embodiment 172, wherein

5 $NR^h R^k$ is piperazino, 4-methylpiperazino, 4-(methylsulfonyl)-piperazino, or 4-(dimethylaminosulfonyl)-piperazino.

Embodiment 178: A compound according to embodiment 172, wherein

10 $NR^h R^k$ is piperidino, 3-hydroxypiperidino, 4-hydroxypiperidino, 2-(hydroxymethyl)-piperidino, 3-(hydroxymethyl)-piperidino, 4-(hydroxymethyl)-piperidino, 3-methoxy-piperidino, 4-(methoxymethyl)-piperidino, 4-(fluoromethyl)-piperidino, 4-(trifluoromethyl)-piperidino, 4-cyano-piperidino, 4-carbamoyl-piperidino, 4-(methylamino)-piperidino, 4-(dimethylamino)-piperidino, 4-(methylaminomethyl)-piperidino, or 4-(dimethylaminomethyl)-piperidino.

Embodiment 179: A compound according to embodiment 172, wherein

15 $NR^h R^k$ is NHR^k , where R^k is 2-hydroxypropyl, 2-(methylsulfonyl)-ethyl, tetrahydrofuran-3-yl, tetrahydropyran-4-yl, 1-methylpiperidin-4-yl, piperidin-3-yl, or 1-methylpiperidin-3-yl.

Embodiment 180: A compound according to embodiment 172, wherein

20 $NR^h R^k$ is $N(CH_3)R^k$, where R^k is 2-hydroxyethyl, tetrahydropyran-4-yl, pyrrolidin-3-yl, 1-methylpyrrolidin-3-yl, or piperazin-3-yl.

Embodiment 181: A compound according to embodiment 172, wherein

$NR^h R^k$ is $N(CH_2CH_2OH)_2$.

Embodiment 182: A compound according to embodiment 171, wherein

G is $-(CH_2)_{2-3}-C(O)-N(CH_3)_2$.

Embodiment 183: A compound according to embodiment 171, wherein

25 G is $-(CH_2)_3-C(O)-(4\text{-methylpiperazino})$.

Embodiment 184: A compound according to embodiment 171, wherein

G is $-CH(CH_3)-C(O)-NR^h R^k$, where $NR^h R^k$ is methylamino, dimethylamino, 4-methylpiperazino, or morpholino.

Embodiment 185: A compound according to embodiment 171, wherein

30 G is $-C(CH_3)_2-C(O)-N(CH_3)_2$.

Embodiment 186: A compound according to embodiment 157, wherein

G is $-CH-[C(O)-N(CH_3)_2]-[CH_2OH]$, $-CH-[C(O)-N(CH_3)_2]-[(CH_2)_4-NH_2]$, or $-CH-[C(O)-N(CH_3)_2]-[(CH_2)_4-N(CH_3)_2]$.

Embodiment 187: A compound according to embodiment 157, wherein
G is $-C_{1-8}$ alkyl substituted once by $-O-R^h$.

Embodiment 188: A compound according to embodiment 187, wherein
G is $-(CH_2)_2-O-R^h$.

5 Embodiment 189: A compound according to embodiment 188, wherein
 R^h is hydrogen, methyl, or ethyl.

Embodiment 190: A compound according to embodiment 188, wherein
 R^h is trifluoromethyl, 2-fluoroethyl, 3-fluoropropyl, or 2,2-difluoroethyl.

10 Embodiment 191: A compound according to embodiment 188, wherein
 R^h is tetrahydrofuran-2-ylmethyl.

Embodiment 192: A compound according to embodiment 188, wherein
 R^h is 2-hydroxyethyl.

Embodiment 193: A compound according to embodiment 188, wherein
 R^h is 3-hydroxypropyl.

15 Embodiment 194: A compound according to embodiment 188, wherein
 R^h is 2-methoxyethyl.

Embodiment 195: A compound according to embodiment 188, wherein
 R^h is 2-(2-hydroxyethoxy)-ethyl.

20 Embodiment 196: A compound according to embodiment 188, wherein
 R^h is 2-hydroxypropyl or 1-hydroxyprop-2-yl.

Embodiment 197: A compound according to embodiment 188, wherein
 R^h is 2-cyanoethyl, 2-(methylcarbonylamino)-ethyl, or 2-(methylsulfonylamino)-
ethyl.

25 Embodiment 198: A compound according to embodiment 188, wherein
 R^h is 2-aminoethyl, 2-(methylamino)-ethyl, or 2-(dimethylamino)-ethyl.

Embodiment 199: A compound according to embodiment 188, wherein
 R^h is carbamoylmethyl.

Embodiment 200: A compound according to embodiment 187, wherein
G is $-(CH_2)_3-O-R^h$.

30 Embodiment 201: A compound according to embodiment 200, wherein
 R^h is hydrogen, methyl, or ethyl.

Embodiment 202: A compound according to embodiment 200, wherein
 R^h is 2-hydroxyethyl.

Embodiment 203: A compound according to embodiment 187, wherein

G is $-(\text{CH}_2)_4\text{-OH}$, $-(\text{CH}_2)_5\text{-OH}$, $-\text{CH}_2\text{C}(\text{CH}_3)_2\text{-OH}$, $-\text{CH}_2\text{C}(\text{CH}_3)_2\text{-OCH}_3$,
 $-\text{CH}_2\text{C}(\text{CH}_3)_2\text{-CH}_2\text{-OH}$, $-\text{CH}(\text{CH}_3)\text{-CH}_2\text{-OCH}_3$, $-(\text{CH}_2)_3\text{C}(\text{CH}_3)_2\text{-CH}_2\text{-OH}$,
 $-(\text{CH}_2)_2\text{CH}(\text{CH}_3)\text{-CH}_2\text{-OH}$, or $-(\text{CH}_2)_2\text{CH}(\text{CH}_3)\text{-OH}$.

5 Embodiment 204: A compound according to embodiment 187, wherein

G is $-\text{CH}_2\text{CH}(\text{CH}_3)\text{-O-R}^h$.

Embodiment 205: A compound according to embodiment 204, wherein

R^h is hydrogen, methyl, or ethyl.

Embodiment 206: A compound according to embodiment 157, wherein

10 G is $-\text{CH}_2\text{-CH}(\text{OH})\text{-CH}_2\text{-OH}$.

Embodiment 207: A compound according to embodiment 157, wherein

G is $-\text{C}_{1-8}$ alkyl substituted once by $-\text{NR}^h\text{R}^k$.

Embodiment 208: A compound according to embodiment 207, wherein

G is $-(\text{CH}_2)_2\text{-NR}^h\text{R}^k$.

15 Embodiment 209: A compound according to embodiment 208, wherein

NR^hR^k is amino, methylamino, or dimethylamino.

Embodiment 210: A compound according to embodiment 208, wherein

NR^hR^k is methylcarbonylamino.

Embodiment 211: A compound according to embodiment 208, wherein

20 NR^hR^k is (dimethylamino)methylcarbonylamino, hydroxymethylcarbonylamino, or
1-hydroxyethylcarbonylamino.

Embodiment 212: A compound according to embodiment 208, wherein

NR^hR^k is methylsulfonylamino.

Embodiment 213: A compound according to embodiment 208, wherein

25 NR^hR^k is piperidino, 4-hydroxypiperidino, or 3-hydroxypiperidino.

Embodiment 214: A compound according to embodiment 208, wherein

NR^hR^k is piperidino, 4,4-difluoropiperidino, or 3,3-difluoropiperidino.

Embodiment 215: A compound according to embodiment 208, wherein

NR^hR^k is 2-oxo-pyrrolidino, 2-oxo-imidazolidino, or 3-oxo-piperazino.

30 Embodiment 216: A compound according to embodiment 208, wherein

NR^hR^k is piperazino, 4-methylpiperazino, morpholino, or 1,1-dioxo-
thiomorpholino.

Embodiment 217: A compound according to embodiment 207, wherein

G is $-(\text{CH}_2)_3\text{-NR}^h\text{R}^k$.

Embodiment 218: A compound according to embodiment 217, wherein
NR^hR^k is amino, dimethylamino, or diethylamino.

Embodiment 219: A compound according to embodiment 217, wherein
NR^hR^k is piperidino, 4-methylpiperazino, or morpholino.

5 Embodiment 220: A compound according to embodiment 207, wherein
G is -(CH₂)₄-NR^hR^k.

Embodiment 221: A compound according to embodiment 220, wherein
NR^hR^k is amino, dimethylamino, or diethylamino.

10 Embodiment 222: A compound according to embodiment 156, wherein
G is -C₁₋₆ alkylene-heterocyclyl, where the alkylene and heterocyclyl groups are
optionally substituted one or more times with substituents independently selected
from R^c.

Embodiment 223: A compound according to embodiment 222, wherein
G is -CH₂-heterocyclyl, where the heterocyclyl group is optionally substituted
15 once with a substituent selected from R^c.

Embodiment 224: A compound according to embodiment 223, wherein
the heterocyclyl group is tetrahydropyran-4-yl, tetrahydrofuran-2-yl, 1,4-dioxan-2-
yl, morpholin-2-yl, tetrahydropyran-2-yl, piperidin-4-yl, 1-(2-hydroxyethyl)-
piperidin-4-yl, 1-(dimethylaminomethylcarbonyl)-piperidin-4-yl, piperazin-2-yl, or
20 1-methyl-piperazin-2-yl.

Embodiment 225: A compound according to embodiment 156, wherein
G is C₃₋₁₀ cycloalkyl optionally substituted one or more times with substituents
independently selected from R^c.

25 Embodiment 226: A compound according to embodiment 225, wherein
G is 4-hydroxy-cyclohexyl, 4-carboxy-cyclohexyl, or 4-(dimethylaminocarbonyl)-
cyclohexyl.

Embodiment 227: A compound according to embodiment 225, wherein
G is 1-carboxy-cyclopropyl, 1-(ethoxycarbonyl)-cyclopropyl, or 1-(dimethylamino-
carbonyl)-cyclopropyl.

30 Embodiment 228: A compound according to embodiment 156, wherein
G is C₁₋₆ alkylene-C₃₋₁₀ cycloalkyl, where the alkylene and cycloalkyl groups are
optionally substituted one or more times with substituents independently selected
from R^c.

Embodiment 229: A compound according to embodiment 228, wherein

G is $-\text{CH}_2\text{-(4-hydroxy-cyclohexyl)}$.

Embodiment 230: A compound according to embodiment 228, wherein

G is $-(\text{CH}_2)_2\text{-(4-hydroxy-cyclohexyl)}$.

5 Embodiment 231: A compound according to embodiment 228, wherein

G is $-\text{CH}_2\text{-[4-(hydroxymethyl)-cyclohexyl]}$.

Embodiment 232: A compound according to embodiment 156, wherein

G is heterocyclyl optionally substituted one or more times with substituents independently selected from R^c .

10 Embodiment 233: A compound according to embodiment 232, wherein

G is piperidin-4-yl, 1-methyl-piperidin-4-yl, 1-carboxy-piperidin-4-yl, 1-(methylsulfonyl)-piperidin-4-yl, 1-(2-hydroxyethyl)-piperidin-4-yl, 1-(dimethylaminocarbonyl)piperidin-4-yl, or 1-(dimethylaminomethylcarbonyl)-piperidin-4-yl.

Embodiment 234: A compound according to embodiment 232, wherein

15 G is piperidin-3-yl or 1-(dimethylaminomethylcarbonyl)-piperidin-3-yl.

Embodiment 235: A compound according to embodiment 232, wherein

G is 1,1-dioxo-tetrahydrothiophen-3-yl.

Embodiment 236: A compound according to embodiment 232, wherein

20 G is pyrrolidin-3-yl, 1-methyl-pyrrolidin-3-yl, 1-(2-hydroxyethyl)-pyrrolidin-3-yl, 1-(2-hydroxypropyl)-pyrrolidin-3-yl, 1-(2-hydroxy-2-methylpropyl)-pyrrolidin-3-yl, 1-(1-hydroxyethylcarbonyl)-pyrrolidin-3-yl, 1-(2-carboxyethyl)-pyrrolidin-3-yl, or 1-(2-methylsulfonylamino-ethyl)-pyrrolidin-3-yl.

Embodiment 237: A compound according to embodiment 157, wherein

G is $-\text{C}_{1-8}$ alkyl substituted once by $-\text{S-R}^h$.

25 Embodiment 238: A compound according to embodiment 237, wherein

G is $-(\text{CH}_2)_2\text{-S-R}^h$.

Embodiment 239: A compound according to embodiment 238, wherein

R^h is methyl or ethyl.

Embodiment 240: A compound according to embodiment 238, wherein

30 R^h is 2-hydroxyethyl.

Embodiment 241: A compound according to embodiment 237, wherein

G is $-(\text{CH}_2)_3\text{-S-R}^h$.

Embodiment 242: A compound according to embodiment 241, wherein

R^h is methyl.

Embodiment 243: A compound according to embodiment 157, wherein
G is $-C_{1-8}$ alkyl substituted once by $-SO_2-R^h$.

Embodiment 244: A compound according to embodiment 243, wherein
G is $-(CH_2)_2-SO_2-R^h$.

5 Embodiment 245: A compound according to embodiment 244, wherein
 R^h is methyl or ethyl.

Embodiment 246: A compound according to embodiment 244, wherein
 R^h is 2-hydroxyethyl.

10 Embodiment 247: A compound according to embodiment 243, wherein
G is $-(CH_2)_3-SO_2-R^h$.

Embodiment 248: A compound according to embodiment 247, wherein
 R^h is methyl.

15 Embodiment 249: A compound according to embodiment 156 wherein
G is $-CH(CH_3)-NR^hR^k$, where NR^hR^k is pyrrolidino, piperidino, 4-methyl-
piperazino, morpholino, or dimethylamino.

Embodiment 250: A compound according to embodiment 156 wherein
G is 1-(2-hydroxypropyl)-pyrrolidin-3-yl or 1-(1-hydroxyethylcarbonyl)-pyrrolidin-
3-yl.

20 Embodiment 251: A compound according to embodiment 156 wherein
G is 1-(dimethylaminomethylcarbonyl)-piperidin-4-yl.

Embodiment 252: A compound according to embodiment 156 wherein
G is $-(CH_2)_{3-5}-OH$.

Embodiment 253: A compound according to embodiment 156 wherein
G is 4-hydroxy-cyclohexylmethyl.

25 Embodiment 254: A compound according to embodiment 156 wherein
G is $-(CH_2)_2-NHC(O)-CH_2-N(CH_3)_2$.

Embodiment 255: A compound according to embodiment 156 wherein
G is 4-hydroxy-cyclohexylmethyl.

30 Embodiment 256: A compound according to embodiment 156 wherein
G is $-CH_2-C(O)-NR^hR^k$, where NR^hR^k is 3-hydroxy-pyrrolidino or 3-(dimethyl-
amino)-pyrrolidino.

Embodiment 257: A compound according to embodiment 156 wherein
G is $-CH_2-C(O)-NR^hR^k$, where NR^hR^k is morpholino.

Embodiment 258: A compound according to embodiment 156 wherein

G is $-\text{CH}_2-\text{C}(\text{O})-\text{NR}^{\text{hR}^{\text{k}}}$, where $\text{NR}^{\text{hR}^{\text{k}}}$ is 4-hydroxy-piperidino, 4-methoxy-piperidino, 4-(hydroxymethyl)-piperidino, 3-hydroxy-piperidino, 3-methoxy-piperidino, 3-(hydroxymethyl)-piperidino, or 4,4-difluoropiperidino.

5 Embodiment 259: A compound according to embodiment 156 wherein

G is $-\text{CH}_2-\text{C}(\text{O})-\text{NR}^{\text{hR}^{\text{k}}}$, where $\text{NR}^{\text{hR}^{\text{k}}}$ is dimethylamino.

Embodiment 260: A compound according to embodiment 156 wherein

G is $-(\text{CH}_2)_2-\text{O}-(\text{CH}_2)_2-\text{OH}$.

Embodiment 261: A compound according to embodiment 156 wherein

10 G is $-(\text{CH}_2)_2-\text{O}-(\text{CH}_2)_2-\text{OCH}_3$.

Embodiment 262: A compound according to embodiment 156 wherein

G is $-\text{CH}_2-\text{CH}(\text{CH}_3)-\text{OH}$.

Embodiment 263: A compound according to any one of embodiments 79 to 136, wherein

15 L is $\text{C}(\text{O})\text{NH}$, and G is C_{1-8} alkyl substituted once by a heteroaryl group, where the heteroaryl group is optionally substituted one or more times with substituents independently selected from R^{x} .

Embodiment 264: A compound according to embodiment 263, wherein

G is $-\text{CH}_2-(2\text{-furyl})$, $-\text{CH}_2-(2\text{-thienyl})$, $-\text{CH}_2-(2\text{-oxazolyl})$, or $-\text{CH}_2-(2\text{-thiazolyl})$.

Embodiment 265: A compound according to embodiment 263, wherein

20 G is $-(\text{CH}_2)_{2-3}-(1\text{-pyrrolyl})$, $-(\text{CH}_2)_{2-3}-(1\text{-pyrazolyl})$, or $-(\text{CH}_2)_{2-3}-(1\text{-imidazolyl})$.

Embodiment 266: A compound according to any one of embodiments 79 to 136, wherein

L is $\text{C}(\text{O})\text{NH}$, and G is C_{1-8} alkyl substituted once by a phenyl group, where the phenyl group is optionally substituted one or more times with substituents independently selected from R^{x} .

25 Embodiment 267: A compound according to embodiment 266, wherein

G is $-(\text{CH}_2)_{1,2}-(4\text{-hydroxyphenyl})$ or $-(\text{CH}_2)_{1,2}-(4\text{-methoxy-3-hydroxyphenyl})$.

Embodiment 268: A compound according to any one of embodiments 79 to 136, wherein

L is $\text{C}(\text{O})\text{NH}$, and G is $-\text{CH}_2-\text{C}(\text{O})\text{NH}-\text{CH}_2-(4\text{-hydroxyphenyl})$.

Embodiment 269: A compound according to any one of embodiments 79 to 136, wherein

30 L is $\text{C}(\text{O})\text{NH}$, and G is $-\text{CH}_2-\text{C}(\text{O})-[4\text{-(pyrimidin-2-yloxy)-piperidino}]$.

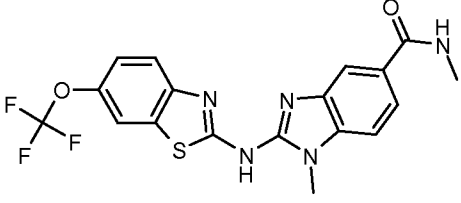
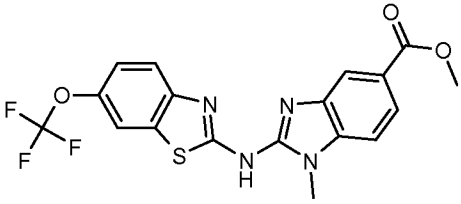
Embodiment 270: A compound according to any one of embodiments 1 to 269, wherein the compound is in the form of a free acid or a free base.

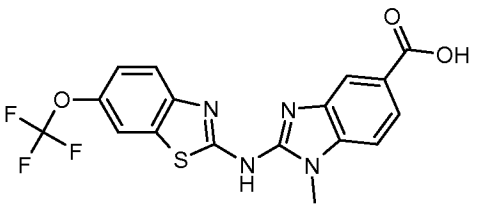
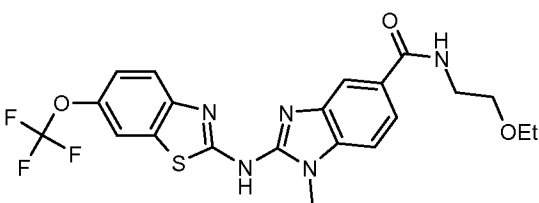
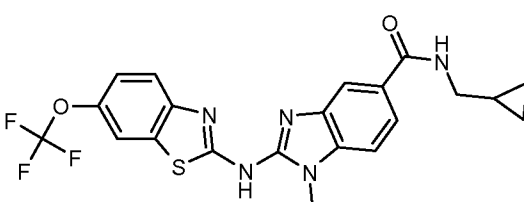
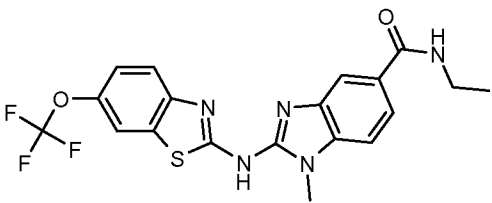
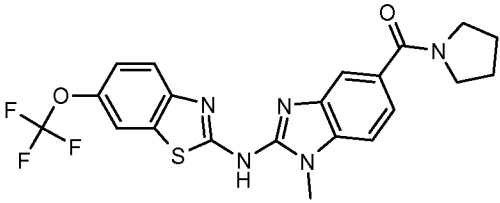
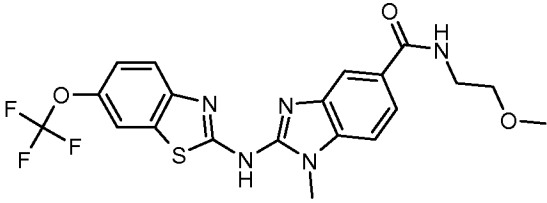
Embodiment 271: A compound according to any one of embodiments 1 to 269, wherein the compound is in the form of a pharmaceutically acceptable salt.

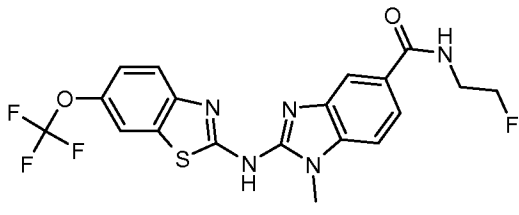
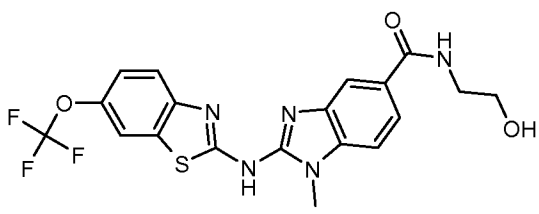
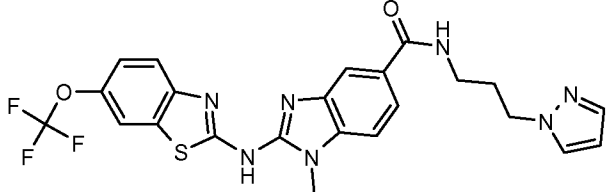
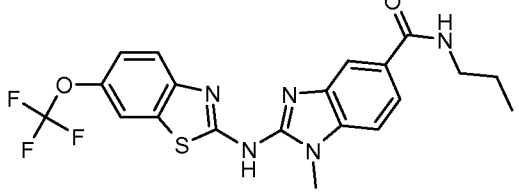
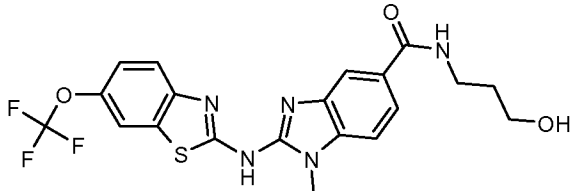
The routes in the Examples illustrate methods of synthesizing compounds of Formula (I), or a pharmaceutically acceptable salt thereof. The skilled artisan will appreciate that the compounds of the invention could be made by methods other than those specifically described herein, by adaptation of the methods described herein and/or adaptation thereof, for example by methods known in the art.

Examples of compounds of Formula (I) or pharmaceutically acceptable salts thereof having useful biological activity are listed the Examples section and in Table 1. The ability of compounds of Formula (I) or pharmaceutically acceptable salts thereof to increase levels or activity of HMOX1 was established using the Biological Assay described below. In the chemical structures shown below, standard chemical abbreviations are sometimes used. Including Me = methyl, Et = ethyl, OMe = methoxy, OEt = ethoxy, and the like. Note that, in some instances, the name may recite a salted form of the compound. In these instances, the salted form of the compound was made, even if the corresponding structure may not show the presence of the counterion. For compounds that were made in the form of a hydrochloride salt, no names or structures are intended to recite any particular stoichiometric relationship between counterions.

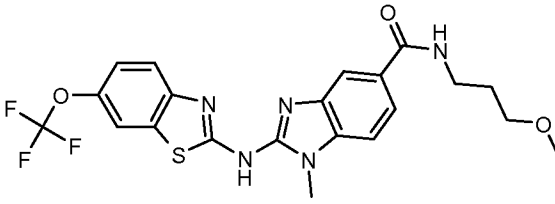
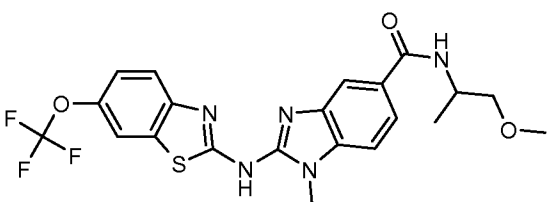
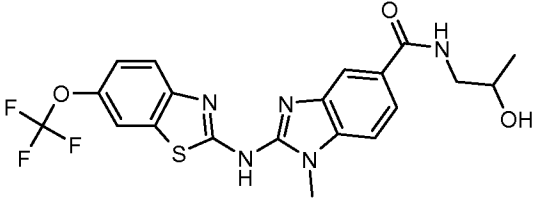
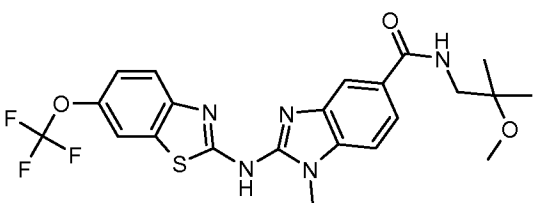
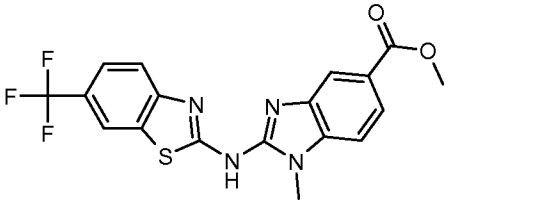
Table 1

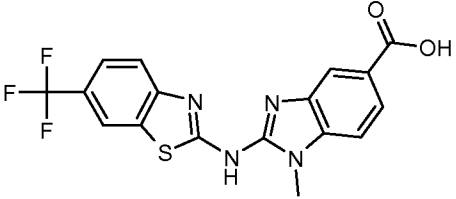
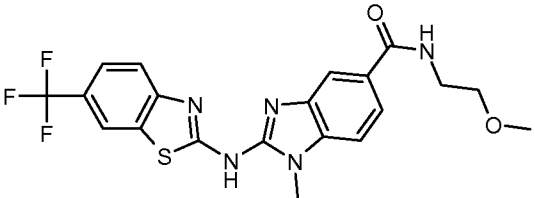
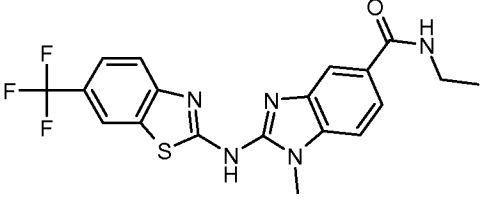
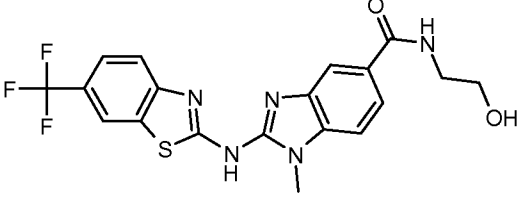
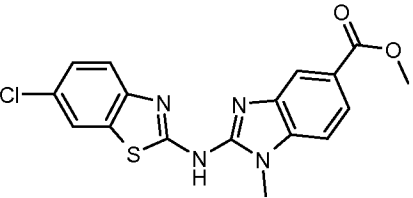
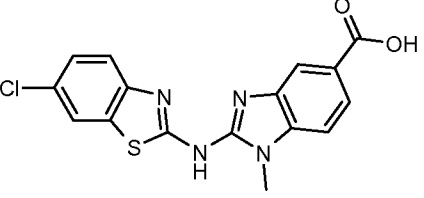
No.	Structure	Name
1		1-Methyl-2-(6-trifluoromethoxy-benzothiazol-2-ylamino)-1H-benzoimidazole-5-carboxylic acid methyl amide
2		1-Methyl-2-(6-trifluoromethoxy-benzothiazol-2-ylamino)-1H-benzoimidazole-5-carboxylic acid methyl ester

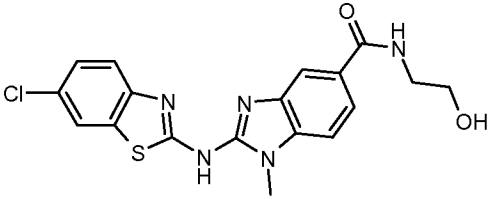
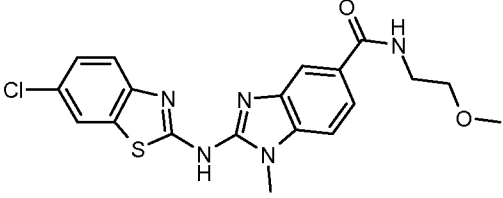
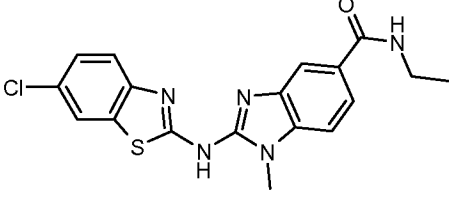
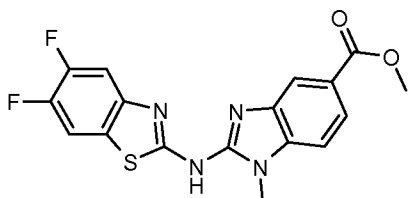
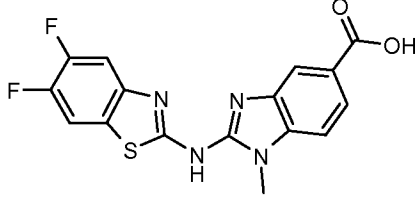
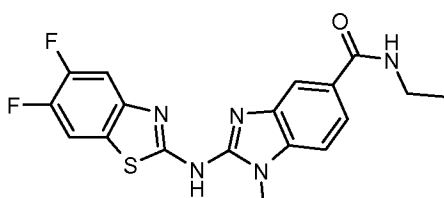
No.	Structure	Name
3		1-Methyl-2-(6-trifluoromethoxy-benzothiazol-2-ylamino)-1H-benzimidazole-5-carboxylic acid
4		1-Methyl-2-(6-trifluoromethoxy-benzothiazol-2-ylamino)-1H-benzimidazole-5-carboxylic acid (2-ethoxyethyl)-amide
5		1-Methyl-2-(6-trifluoromethoxy-benzothiazol-2-ylamino)-1H-benzimidazole-5-carboxylic acid cyclopropylmethyl-amide
6		1-Methyl-2-(6-trifluoromethoxy-benzothiazol-2-ylamino)-1H-benzimidazole-5-carboxylic acid ethylamide
7		[1-Methyl-2-(6-trifluoromethoxy-benzothiazol-2-ylamino)-1H-benzimidazol-5-yl]-pyrrolidin-1-yl-methanone
8		1-Methyl-2-(6-trifluoromethoxy-benzothiazol-2-ylamino)-1H-benzimidazole-5-carboxylic acid (2-methoxyethyl)-amide

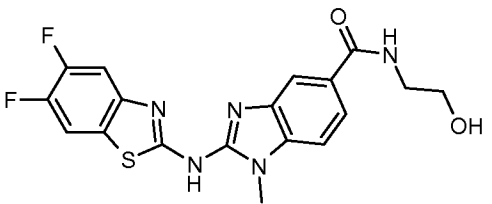
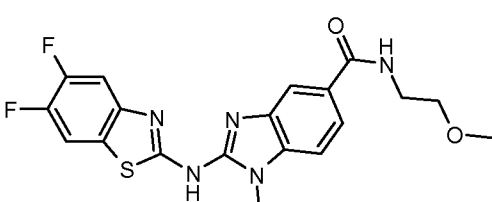
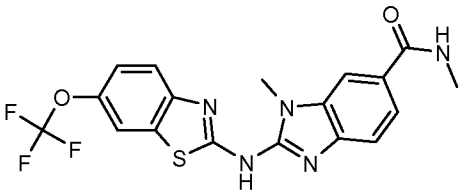
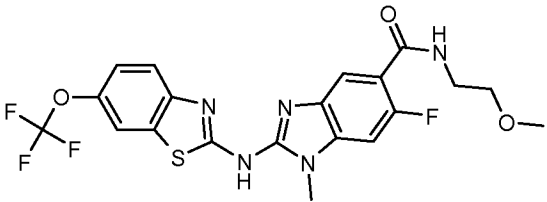
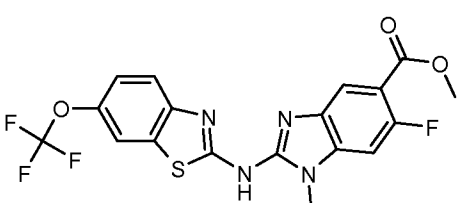
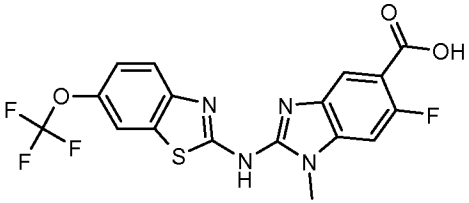
<u>No.</u>	<u>Structure</u>	<u>Name</u>
9		1-Methyl-2-(6-trifluoromethoxy-benzothiazol-2-ylamino)-1H-benzimidazole-5-carboxylic acid (2-fluoroethyl)-amide
10		1-Methyl-2-(6-trifluoromethoxy-benzothiazol-2-ylamino)-1H-benzimidazole-5-carboxylic acid (2-hydroxyethyl)-amide
11		1-Methyl-2-(6-trifluoromethoxy-benzothiazol-2-ylamino)-1H-benzimidazole-5-carboxylic acid (3-pyrazol-1-yl-propyl)-amide
12		1-Methyl-2-(6-trifluoromethoxy-benzothiazol-2-ylamino)-1H-benzimidazole-5-carboxylic acid propylamide
13		1-Methyl-2-(6-trifluoromethoxy-benzothiazol-2-ylamino)-1H-benzimidazole-5-carboxylic acid (3-hydroxy-propyl)-amide

No.	Structure	Name
14		1-Methyl-2-(6-trifluoromethoxy-benzothiazol-2-ylamino)-1H-benzimidazole-5-carboxylic acid (3-ethoxypropyl)-amide
15		1-Methyl-2-(6-trifluoromethoxy-benzothiazol-2-ylamino)-1H-benzimidazole-5-carboxylic acid morpholin-4-ylamide
16		1-Methyl-2-(6-trifluoromethoxy-benzothiazol-2-ylamino)-1H-benzimidazole-5-carboxylic acid (2,2,2-trifluoroethyl)-amide
17		1-Methyl-2-(6-trifluoromethoxy-benzothiazol-2-ylamino)-1H-benzimidazole-5-carboxylic acid (tetrahydro-pyran-4-ylmethyl)-amide
18		1-Methyl-2-(6-trifluoromethoxy-benzothiazol-2-ylamino)-1H-benzimidazole-5-carboxylic acid (tetrahydro-furan-2-ylmethyl)-amide

No.	Structure	Name
19		1-Methyl-2-(6-trifluoromethoxy-benzothiazol-2-ylamino)-1H-benzimidazole-5-carboxylic acid (3-methoxy-propyl)-amide
20		1-Methyl-2-(6-trifluoromethoxy-benzothiazol-2-ylamino)-1H-benzimidazole-5-carboxylic acid (2-methoxy-1-methyl-ethyl)-amide
21		1-Methyl-2-(6-trifluoromethoxy-benzothiazol-2-ylamino)-1H-benzimidazole-5-carboxylic acid (2-hydroxy-propyl)-amide
22		1-Methyl-2-(6-trifluoromethoxy-benzothiazol-2-ylamino)-1H-benzimidazole-5-carboxylic acid (2-methoxy-2-methyl-propyl)-amide
23		1-Methyl-2-(6-trifluoromethyl-benzothiazol-2-ylamino)-1H-benzimidazole-5-carboxylic acid methyl ester

No.	Structure	Name
24		1-Methyl-2-(6-trifluoromethyl-benzothiazol-2-ylamino)-1H-benzoimidazole-5-carboxylic acid
25		1-Methyl-2-(6-trifluoromethyl-benzothiazol-2-ylamino)-1H-benzoimidazole-5-carboxylic acid (2-methoxy-ethyl)-amide
26		1-Methyl-2-(6-trifluoromethyl-benzothiazol-2-ylamino)-1H-benzoimidazole-5-carboxylic acid ethylamide
27		1-Methyl-2-(6-trifluoromethyl-benzothiazol-2-ylamino)-1H-benzoimidazole-5-carboxylic acid (2-hydroxy-ethyl)-amide
28		2-(6-Chloro-benzothiazol-2-ylamino)-1-methyl-1H-benzoimidazole-5-carboxylic acid methyl ester
29		2-(6-Chloro-benzothiazol-2-ylamino)-1-methyl-1H-benzoimidazole-5-carboxylic acid

<u>No.</u>	<u>Structure</u>	<u>Name</u>
30		2-(6-Chloro-benzothiazol-2-ylamino)-1-methyl-1H-benzoimidazole-5-carboxylic acid (2-hydroxy-ethyl)-amide
31		2-(6-Chloro-benzothiazol-2-ylamino)-1-methyl-1H-benzoimidazole-5-carboxylic acid (2-methoxy-ethyl)-amide
32		2-(6-Chloro-benzothiazol-2-ylamino)-1-methyl-1H-benzoimidazole-5-carboxylic acid ethylamide
33		2-(5,6-Difluoro-benzothiazol-2-ylamino)-1-methyl-1H-benzoimidazole-5-carboxylic acid methyl ester
34		2-(5,6-Difluoro-benzothiazol-2-ylamino)-1-methyl-1H-benzoimidazole-5-carboxylic acid
35		2-(5,6-Difluoro-benzothiazol-2-ylamino)-1-methyl-1H-benzoimidazole-5-carboxylic acid ethylamide

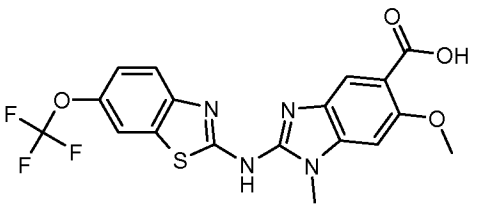
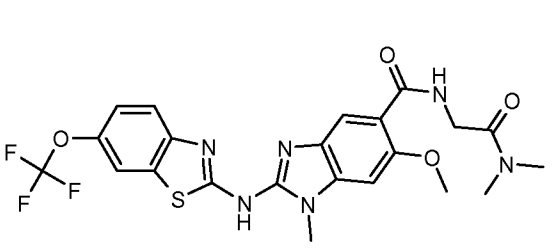
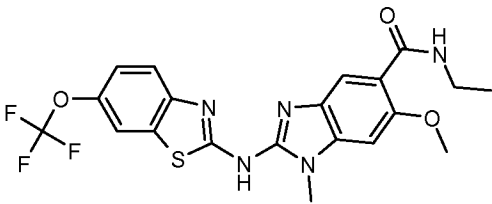
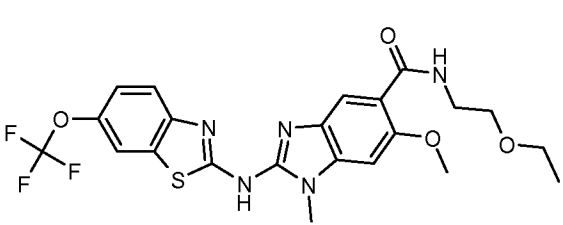
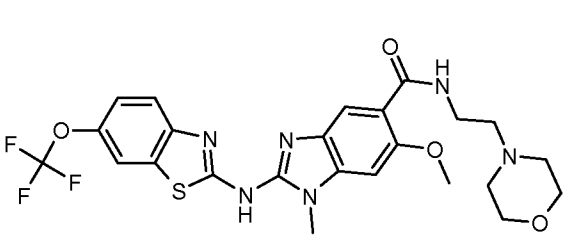
No.	Structure	Name
36		2-(5,6-Difluoro-benzothiazol-2-ylamino)-1-methyl-1H-benzimidazole-5-carboxylic acid (2-hydroxy-ethyl)-amide
37		2-(5,6-Difluoro-benzothiazol-2-ylamino)-1-methyl-1H-benzimidazole-5-carboxylic acid (2-methoxy-ethyl)-amide
38		3-Methyl-2-(6-trifluoromethoxy-benzothiazol-2-ylamino)-3H-benzimidazole-5-carboxylic acid methylamide
39		6-Fluoro-1-methyl-2-(6-trifluoromethoxy-benzothiazol-2-ylamino)-1H-benzimidazole-5-carboxylic acid (2-methoxy-ethyl)-amide
40		6-Fluoro-1-methyl-2-(6-trifluoromethoxy-benzothiazol-2-ylamino)-1H-benzimidazole-5-carboxylic acid methyl ester
41		6-Fluoro-1-methyl-2-(6-trifluoromethoxy-benzothiazol-2-ylamino)-1H-benzimidazole-5-carboxylic acid

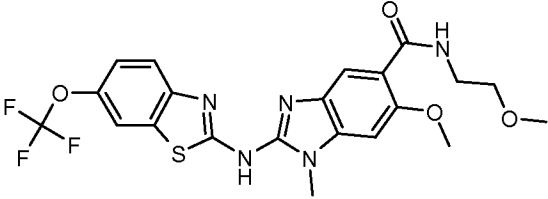
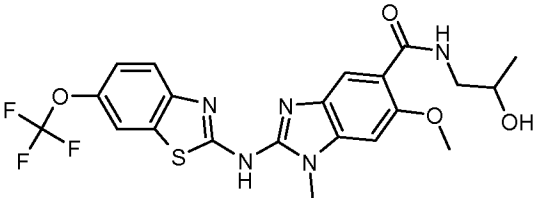
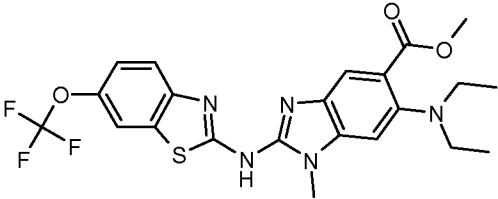
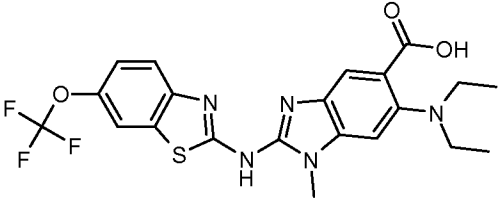
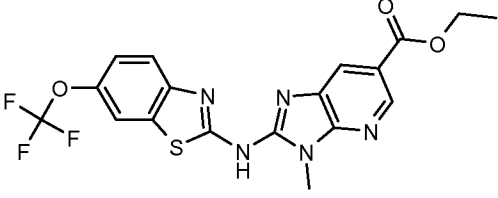
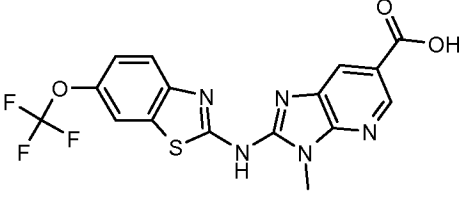
No.	Structure	Name
42		6-Fluoro-1-methyl-2-(6-trifluoromethoxy-benzothiazol-2-ylamino)-1H-benzimidazole-5-carboxylic acid ethylamide
43		1-Methyl-2-(6-trifluoromethoxy-benzothiazol-2-ylamino)-1H-benzimidazole-5-carboxylic acid (2-morpholin-4-yl-ethyl)-amide
44		1-Methyl-2-(6-trifluoromethoxy-benzothiazol-2-ylamino)-1H-benzimidazole-5-carboxylic acid (2-trifluoromethoxy-ethyl)-amide
45		1-Methyl-2-(6-trifluoromethoxy-benzothiazol-2-ylamino)-1H-benzimidazole-5-carboxylic acid (2-hydroxy-2-methyl-propyl)-amide
46		1-Methyl-2-(6-trifluoromethoxy-benzothiazol-2-ylamino)-1H-benzimidazole-5-carboxylic acid [2-(2-hydroxy-ethoxy)-ethyl]-amide

No.	Structure	Name
47		1-Methyl-2-(6-trifluoromethoxy-benzothiazol-2-ylamino)-1H-benzimidazole-5-carboxylic acid [2-(2-fluoro-ethoxy)-ethyl]-amide
48		1-Methyl-2-(6-trifluoromethoxy-benzothiazol-2-ylamino)-1H-benzimidazole-5-carboxylic acid (furan-2-ylmethyl)-amide
49		1-Methyl-2-(6-trifluoromethoxy-benzothiazol-2-ylamino)-1H-benzimidazole-5-carboxylic acid ([1,4]dioxan-2-ylmethyl)-amide
50		1-Methyl-2-(6-trifluoromethoxy-benzothiazol-2-ylamino)-1H-benzimidazole-5-carboxylic acid ((S)-2-hydroxy-propyl)-amide
51		1-Methyl-2-(6-trifluoromethoxy-benzothiazol-2-ylamino)-1H-benzimidazole-5-carboxylic acid ((R)-2-hydroxy-propyl)-amide

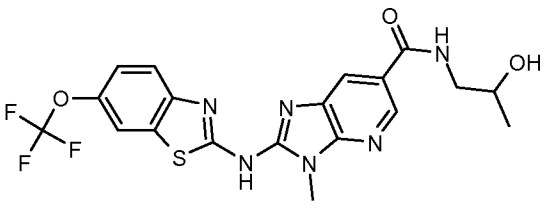
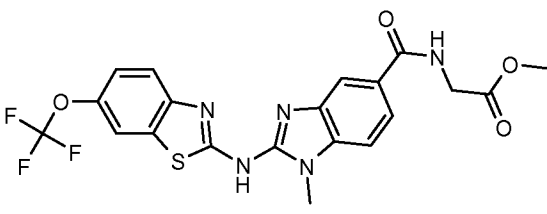
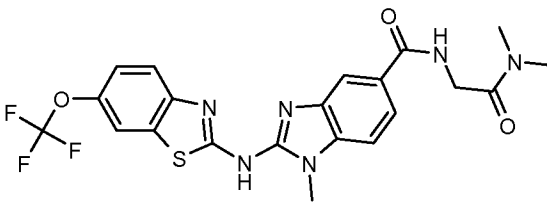
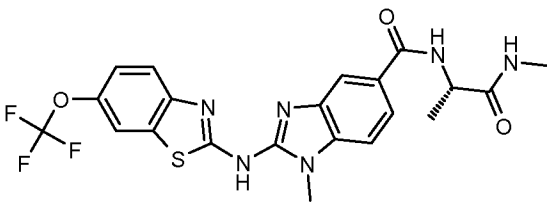
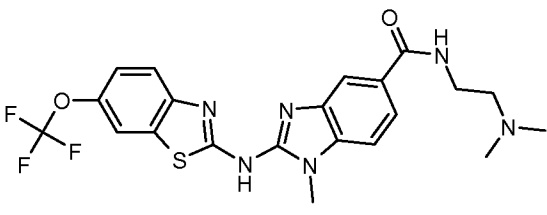
No.	Structure	Name
52		1-Methyl-2-(6-trifluoromethoxy-benzothiazol-2-ylamino)-1H-benzimidazole-5-carboxylic acid (<i>trans</i> -4-hydroxy-cyclohexyl)-amide
53		1-Methyl-2-(6-trifluoromethoxy-benzothiazol-2-ylamino)-1H-benzimidazole-5-carboxylic acid [2-(tetrahydro-furan-2-ylmethoxy)-ethyl]-amide
54		1-Methyl-2-(6-trifluoromethoxy-benzothiazol-2-ylamino)-1H-benzimidazole-5-carboxylic acid (2-ethoxy-propyl)-amide
55		2-([1-Methyl-2-(6-trifluoromethoxy-benzothiazol-2-ylamino)-1H-benzimidazole-5-carboxyl]-amino)-methyl-morpholine-4-carboxylic acid tert-butyl ester
56		1-Methyl-2-(6-trifluoromethoxy-benzothiazol-2-ylamino)-1H-benzimidazole-5-carboxylic acid (morpholin-2-ylmethyl)-amide hydrochloride

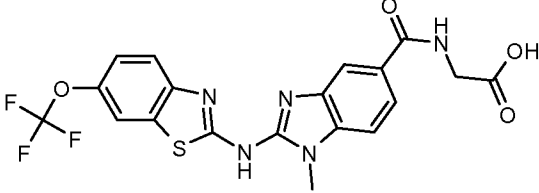
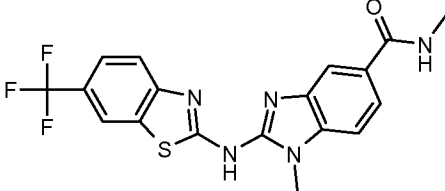
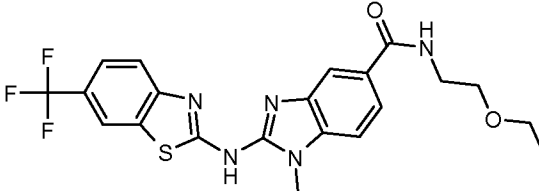
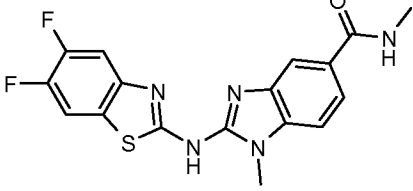
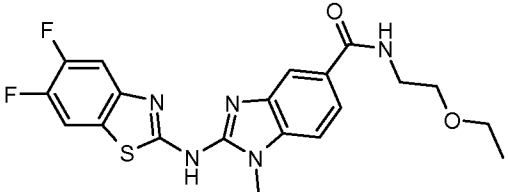
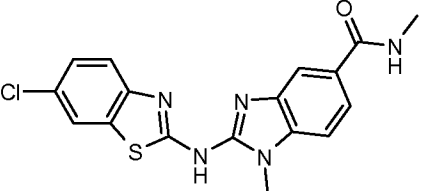
No.	Structure	Name
57		6-Fluoro-1-methyl-2-(6-trifluoromethoxy-benzothiazol-2-ylamino)-1H-benzimidazole-5-carboxylic acid (2-ethoxyethyl)-amide
58		6-Fluoro-1-methyl-2-(6-trifluoromethoxy-benzothiazol-2-ylamino)-1H-benzimidazole-5-carboxylic acid dimethylcarbamoylmethylamide
59		6-Fluoro-1-methyl-2-(6-trifluoromethoxy-benzothiazol-2-ylamino)-1H-benzimidazole-5-carboxylic acid (2-morpholin-4-yl-ethyl)-amide
60		6-Fluoro-1-methyl-2-(6-trifluoromethoxy-benzothiazol-2-ylamino)-1H-benzimidazole-5-carboxylic acid (2-hydroxy-propyl)-amide
61		6-Methoxy-1-methyl-2-(6-trifluoromethoxy-benzothiazol-2-ylamino)-1H-benzimidazole-5-carboxylic acid methyl ester

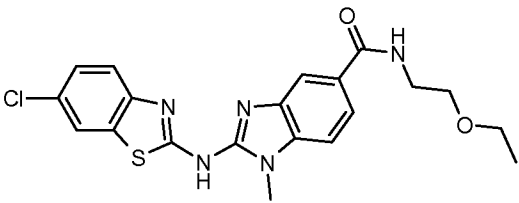
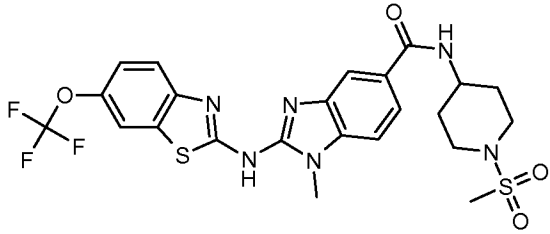
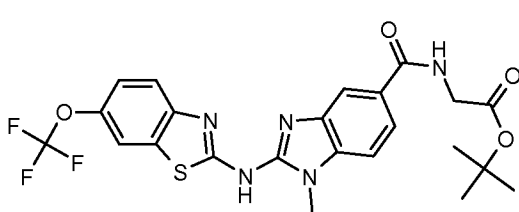
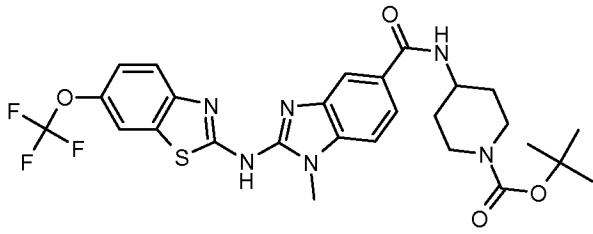
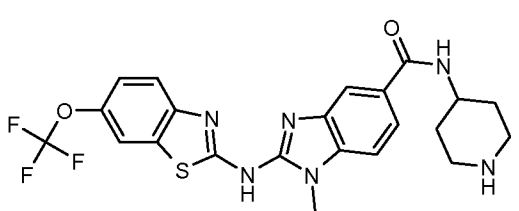
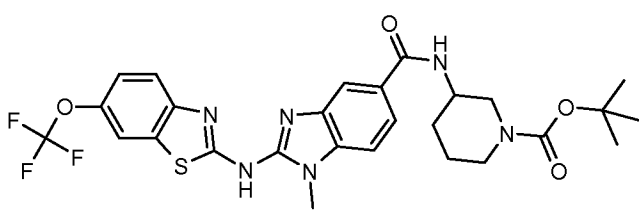
No.	Structure	Name
62		6-Methoxy-1-methyl-2-(6-trifluoromethoxy-benzothiazol-2-ylamino)-1H-benzimidazole-5-carboxylic acid
63		6-Methoxy-1-methyl-2-(6-trifluoromethoxy-benzothiazol-2-ylamino)-1H-benzimidazole-5-carboxylic acid dimethylcarbamoyl-methyl-amide
64		6-Methoxy-1-methyl-2-(6-trifluoromethoxy-benzothiazol-2-ylamino)-1H-benzimidazole-5-carboxylic acid ethylamide
65		6-Methoxy-1-methyl-2-(6-trifluoromethoxy-benzothiazol-2-ylamino)-1H-benzimidazole-5-carboxylic acid (2-ethoxyethyl)-amide
66		6-Methoxy-1-methyl-2-(6-trifluoromethoxy-benzothiazol-2-ylamino)-1H-benzimidazole-5-carboxylic acid (2-morpholin-4-yl-ethyl)-amide

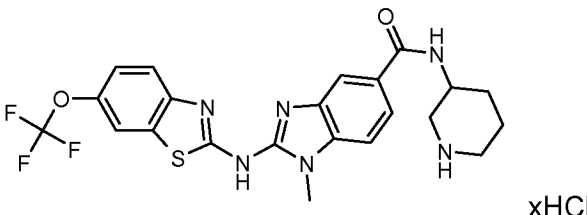
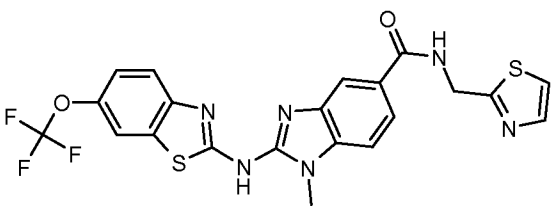
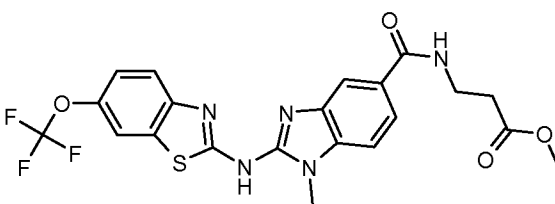
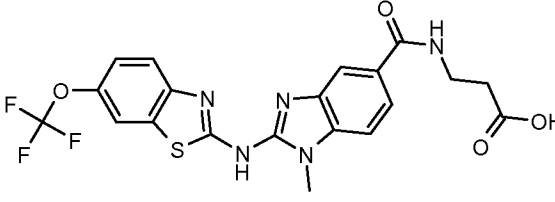
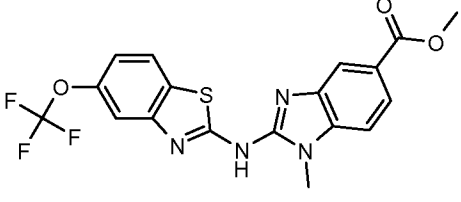
No.	Structure	Name
67		6-Methoxy-1-methyl-2-(6-trifluoromethoxy-benzothiazol-2-ylamino)-1H-benzimidazole-5-carboxylic acid (2-methoxy-ethyl)-amide
68		6-Methoxy-1-methyl-2-(6-trifluoromethoxy-benzothiazol-2-ylamino)-1H-benzimidazole-5-carboxylic acid (2-hydroxy-propyl)-amide
69		6-Diethylamino-1-methyl-2-(6-trifluoromethoxy-benzothiazol-2-ylamino)-1H-benzimidazole-5-carboxylic acid methyl ester
70		6-Diethylamino-1-methyl-2-(6-trifluoromethoxy-benzothiazol-2-ylamino)-1H-benzimidazole-5-carboxylic acid
71		3-Methyl-2-(6-trifluoromethoxy-benzothiazol-2-ylamino)-3H-imidazo[4,5-b]pyridine-6-carboxylic acid ethyl ester
72		3-Methyl-2-(6-trifluoromethoxy-benzothiazol-2-ylamino)-3H-imidazo[4,5-b]pyridine-6-carboxylic acid

No.	Structure	Name
73		3-Methyl-2-(6-trifluoromethoxy-benzothiazol-2-ylamino)-3H-imidazo[4,5-b]pyridine-6-carboxylic acid (2-methoxy-ethyl)-amide
74		3-Methyl-2-(6-trifluoromethoxy-benzothiazol-2-ylamino)-3H-imidazo[4,5-b]pyridine-6-carboxylic acid dimethylcarbamoylmethylamide
75		3-Methyl-2-(6-trifluoromethoxy-benzothiazol-2-ylamino)-3H-imidazo[4,5-b]pyridine-6-carboxylic acid (2-ethoxy-ethyl)-amide
76		3-Methyl-2-(6-trifluoromethoxy-benzothiazol-2-ylamino)-3H-imidazo[4,5-b]pyridine-6-carboxylic acid ethylamide
77		3-Methyl-2-(6-trifluoromethoxy-benzothiazol-2-ylamino)-3H-imidazo[4,5-b]pyridine-6-carboxylic acid (2-morpholin-4-ylethyl)-amide

No.	Structure	Name
78		3-Methyl-2-(6-trifluoromethoxy-benzothiazol-2-ylamino)-3H-imidazo[4,5-b]pyridine-6-carboxylic acid (2-hydroxy-propyl)-amide
79		{[1-Methyl-2-(6-trifluoromethoxy-benzothiazol-2-ylamino)-1H-benzoimidazole-5-carbonyl]-amino}-acetic acid methyl ester
80		1-Methyl-2-(6-trifluoromethoxy-benzothiazol-2-ylamino)-1H-benzoimidazole-5-carboxylic acid dimethylcarbamoylmethylamide
81		1-Methyl-2-(6-trifluoromethoxy-benzothiazol-2-ylamino)-1H-benzoimidazole-5-carboxylic acid ((S)-1-ethylcarbamoyl-ethyl)-amide
82		1-Methyl-2-(6-trifluoromethoxy-benzothiazol-2-ylamino)-1H-benzoimidazole-5-carboxylic acid (2-dimethylamino-ethyl)-amide

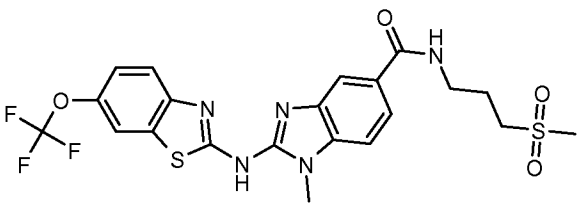
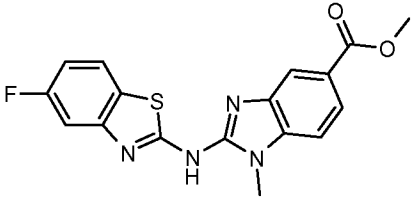
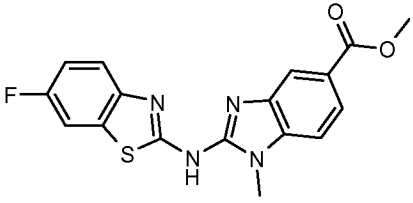
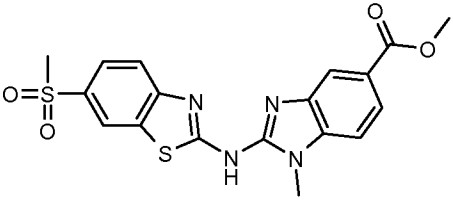
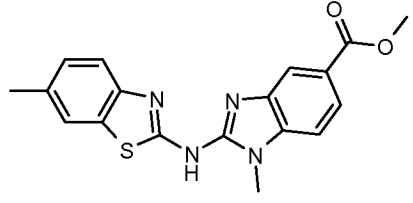
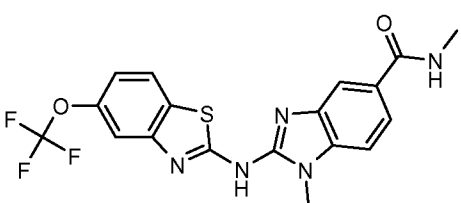
No.	Structure	Name
83		{[1-Methyl-2-(6-trifluoromethoxy-benzothiazol-2-ylamino)-1 <i>H</i> -benzimidazole-5-carbonyl]-amino}-acetic acid
84		1-Methyl-2-(6-trifluoromethyl-benzothiazol-2-ylamino)-1 <i>H</i> -benzimidazole-5-carboxylic acid methylamide
85		1-Methyl-2-(6-trifluoromethyl-benzothiazol-2-ylamino)-1 <i>H</i> -benzimidazole-5-carboxylic acid (2-ethoxyethyl)-amide
86		2-(5,6-Difluoro-benzothiazol-2-ylamino)-1-methyl-1 <i>H</i> -benzimidazole-5-carboxylic acid methylamide
87		2-(5,6-Difluoro-benzothiazol-2-ylamino)-1-methyl-1 <i>H</i> -benzimidazole-5-carboxylic acid (2-ethoxyethyl)-amide
88		2-(6-Chloro-benzothiazol-2-ylamino)-1-methyl-1 <i>H</i> -benzimidazole-5-carboxylic acid methylamide

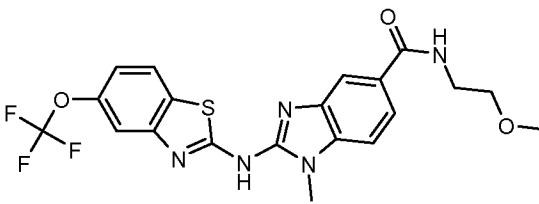
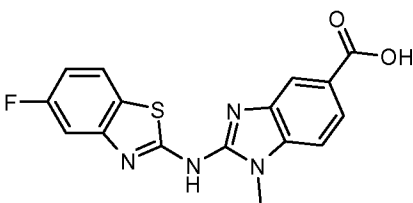
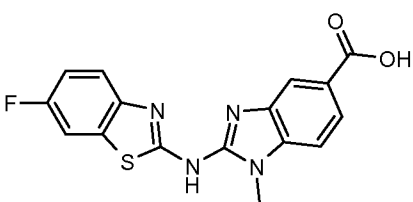
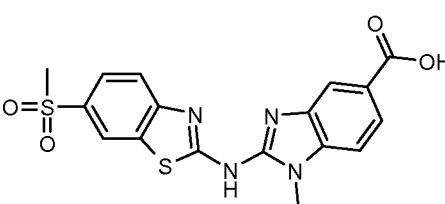
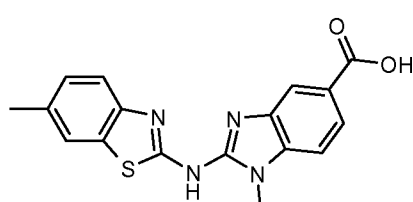
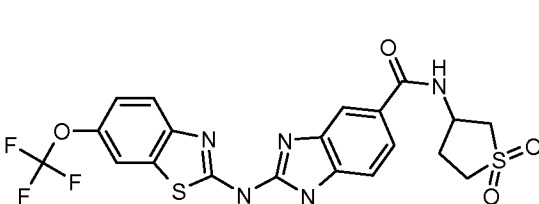
No.	Structure	Name
89		2-(6-Chloro-benzothiazol-2-ylamino)-1-methyl-1 <i>H</i> -benzimidazole-5-carboxylic acid (2-ethoxyethyl)-amide
90		1-Methyl-2-(6-trifluoromethoxy-benzothiazol-2-ylamino)-1 <i>H</i> -benzimidazole-5-carboxylic acid (1-methanesulfonyl-piperidin-4-yl)-amide
91		{[1-Methyl-2-(6-trifluoromethoxy-benzothiazol-2-ylamino)-1 <i>H</i> -benzimidazole-5-carbonyl]-amino}-acetic acid <i>tert</i> -butyl ester
92		4-[[1-Methyl-2-(6-trifluoromethoxy-benzothiazol-2-ylamino)-1 <i>H</i> -benzimidazole-5-carbonyl]-amino]-piperidine-1-carboxylic acid <i>tert</i> -butyl ester
93		1-Methyl-2-(6-trifluoromethoxy-benzothiazol-2-ylamino)-1 <i>H</i> -benzimidazole-5-carboxylic acid piperidin-4-ylamide hydrochloride
94		3-[[1-Methyl-2-(6-trifluoromethoxy-benzothiazol-2-ylamino)-1 <i>H</i> -benzimidazole-5-carbonyl]-amino]-piperidine-1-carboxylic acid <i>tert</i> -butyl ester

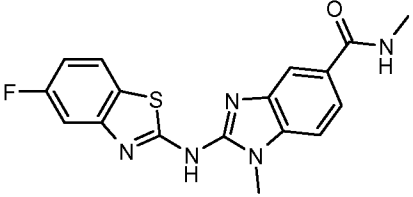
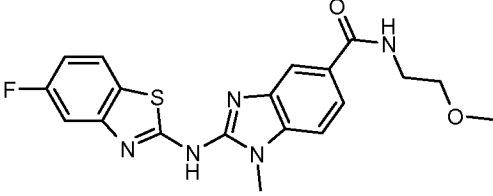
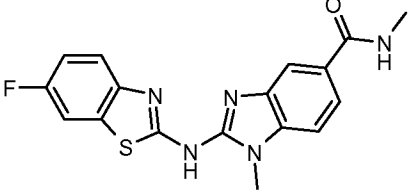
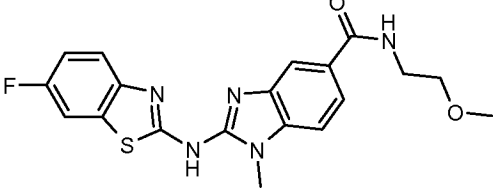
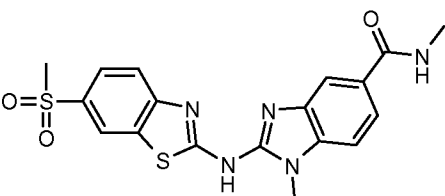
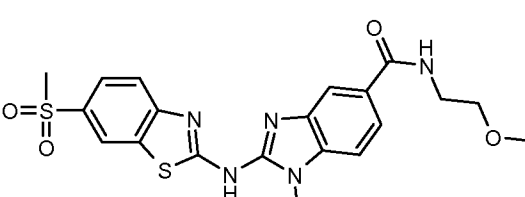
No.	Structure	Name
95		1-Methyl-2-(6-trifluoromethoxy-benzothiazol-2-ylamino)-1 <i>H</i> -benzimidazole-5-carboxylic acid piperidin-3-ylamide hydrochloride
96		1-Methyl-2-(6-trifluoromethoxy-benzothiazol-2-ylamino)-1 <i>H</i> -benzimidazole-5-carboxylic acid (thiazol-2-ylmethyl)-amide
97		3-[[1-Methyl-2-(6-trifluoromethoxy-benzothiazol-2-ylamino)-1 <i>H</i> -benzimidazole-5-carbonyl]-amino]-propionic acid methyl ester
98		3-[[2-(6-Trifluoromethoxy-benzothiazol-2-ylamino)-1-methyl-1 <i>H</i> -benzimidazole-5-carbonyl]-amino]-propionic acid
99		1-Methyl-2-(5-trifluoromethoxy-benzothiazol-2-ylamino)-1 <i>H</i> -benzimidazole-5-carboxylic acid methyl ester

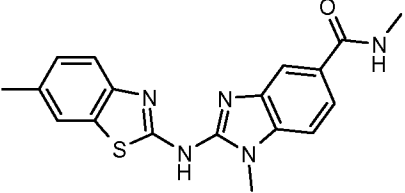
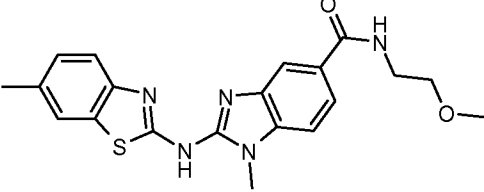
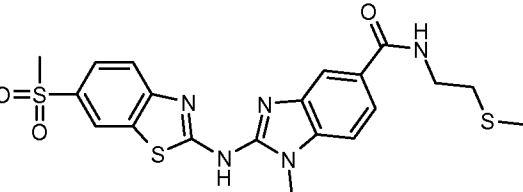
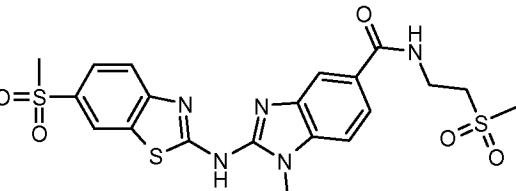
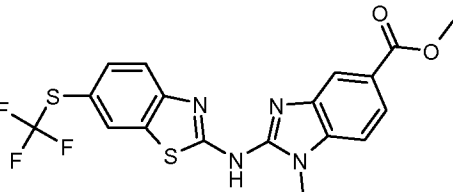
No.	Structure	Name
100		1-Methyl-2-(6-trifluoromethoxy-benzothiazol-2-ylamino)-1 <i>H</i> -benzimidazole-5-carboxylic acid (2-acetylamino-ethyl)-amide
101		1-Methyl-2-(6-trifluoromethoxy-benzothiazol-2-ylamino)-1 <i>H</i> -benzimidazole-5-carboxylic acid (2-methylsulfanyl-ethyl)-amide
102		1-Methyl-2-(6-trifluoromethoxy-benzothiazol-2-ylamino)-1 <i>H</i> -benzimidazole-5-carboxylic acid (2-methanesulfonyl-ethyl)-amide
103		(2-[[1-Methyl-2-(6-trifluoromethoxy-benzothiazol-2-ylamino)-1 <i>H</i> -benzimidazole-5-carboxyl]-amino]-ethyl)-carbamic acid <i>tert</i> -butyl ester
104		1-Methyl-2-(6-trifluoromethoxy-benzothiazol-2-ylamino)-1 <i>H</i> -benzimidazole-5-carboxylic acid (2-amino-ethyl)-amide hydrochloride xHCl

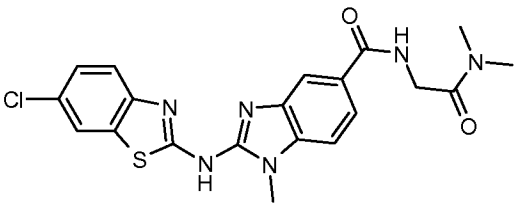
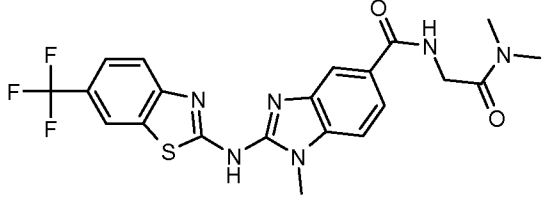
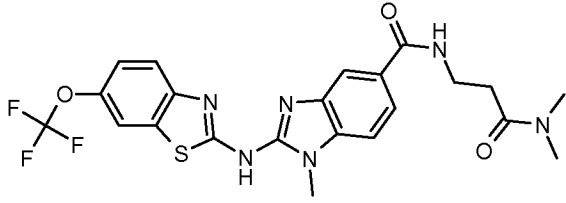
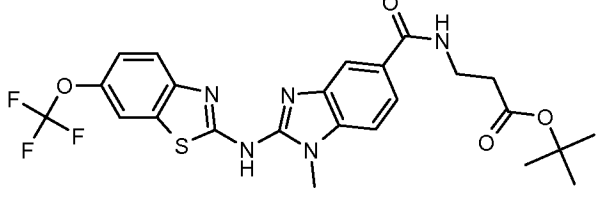
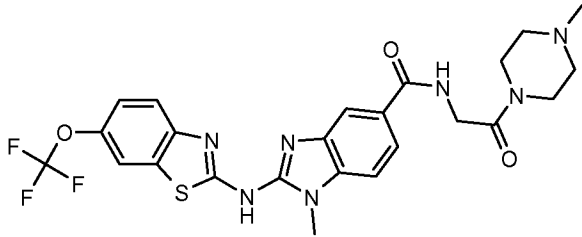
No.	Structure	Name
105		1-Methyl-2-(6-trifluoromethoxy-benzothiazol-2-ylamino)-1 <i>H</i> -benzimidazole-5-carboxylic acid (2-methylamino-ethyl)-amide
106		1-Methyl-2-(6-trifluoromethoxy-benzothiazol-2-ylamino)-1 <i>H</i> -benzimidazole-5-carboxylic acid trimethylhydrazide
107		1-Methyl-2-(6-trifluoromethoxy-benzothiazol-2-ylamino)-1 <i>H</i> -benzimidazole-5-carboxylic acid (2-ethylsulfanyl-ethyl)-amide
108		1-Methyl-2-(6-trifluoromethoxy-benzothiazol-2-ylamino)-1 <i>H</i> -benzimidazole-5-carboxylic acid (3-methylsulfanyl-propyl)-amide
109		1-Methyl-2-(6-trifluoromethoxy-benzothiazol-2-ylamino)-1 <i>H</i> -benzimidazole-5-carboxylic acid (2-ethanesulfonyl-ethyl)-amide

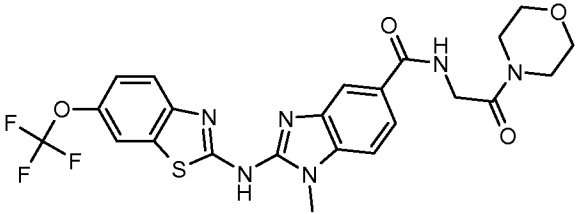
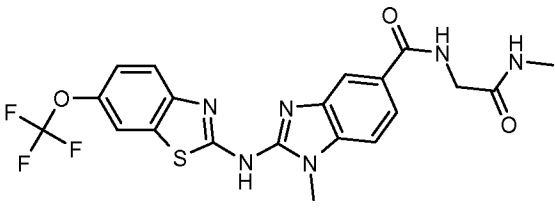
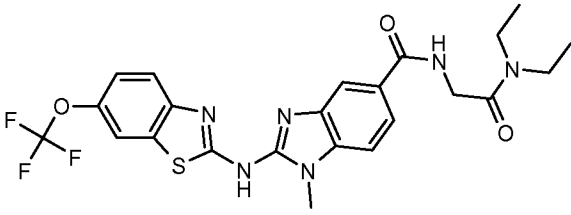
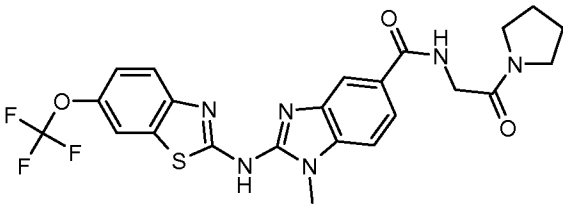
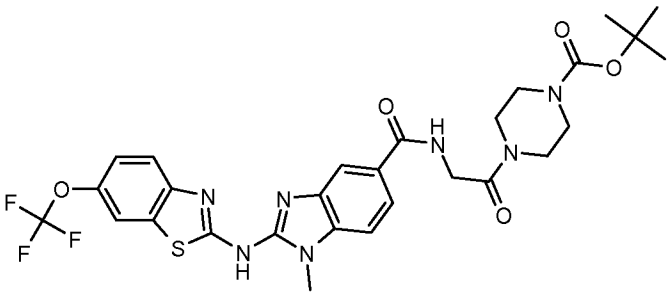
No.	Structure	Name
110		1-Methyl-2-(6-trifluoromethoxy-benzothiazol-2-ylamino)-1 <i>H</i> -benzimidazole-5-carboxylic acid (3-methanesulfonyl-propyl)-amide
111		2-(5-Fluoro-benzothiazol-2-ylamino)-1-methyl-1 <i>H</i> -benzimidazole-5-carboxylic acid methyl ester
112		2-(6-Fluoro-benzothiazol-2-ylamino)-1-methyl-1 <i>H</i> -benzimidazole-5-carboxylic acid methyl ester
113		2-(6-Methanesulfonyl-benzothiazol-2-ylamino)-1-methyl-1 <i>H</i> -benzimidazole-5-carboxylic acid methyl ester
114		1-Methyl-2-(6-methyl-benzothiazol-2-ylamino)-1 <i>H</i> -benzimidazole-5-carboxylic acid methyl ester
115		1-Methyl-2-(5-trifluoromethoxy-benzothiazol-2-ylamino)-1 <i>H</i> -benzimidazole-5-carboxylic acid methylamide

No.	Structure	Name
116		1-Methyl-2-(5-trifluoromethoxy-benzothiazol-2-ylamino)-1 <i>H</i> -benzimidazole-5-carboxylic acid (2-methoxy-ethyl)-amide
117		2-(5-Fluoro-benzothiazol-2-ylamino)-1-methyl-1 <i>H</i> -benzimidazole-5-carboxylic acid
118		2-(6-Fluoro-benzothiazol-2-ylamino)-1-methyl-1 <i>H</i> -benzimidazole-5-carboxylic acid
119		2-(6-Methanesulfonyl-benzothiazol-2-ylamino)-1-methyl-1 <i>H</i> -benzimidazole-5-carboxylic acid
120		1-Methyl-2-(6-methyl-benzothiazol-2-ylamino)-1 <i>H</i> -benzimidazole-5-carboxylic acid
121		1-Methyl-2-(6-trifluoromethoxy-benzothiazol-2-ylamino)-1 <i>H</i> -benzimidazole-5-carboxylic acid (1,1-dioxo-tetrahydro-1 λ ⁶ -thiophen-3-yl)-amide

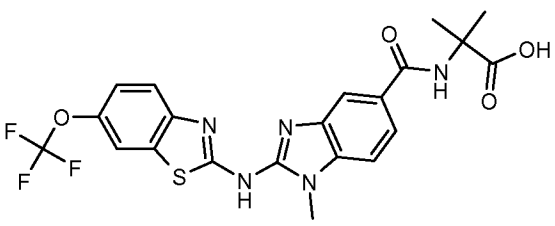
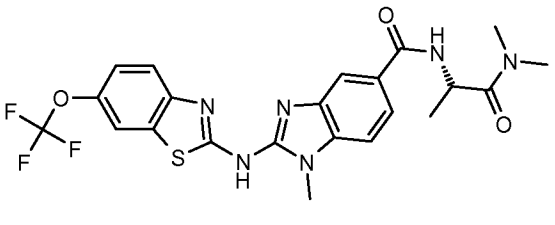
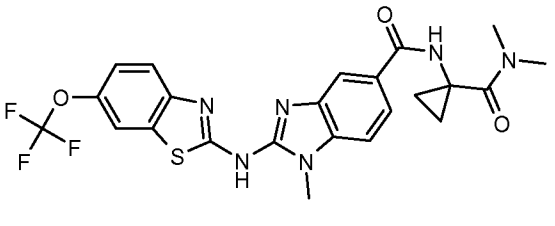
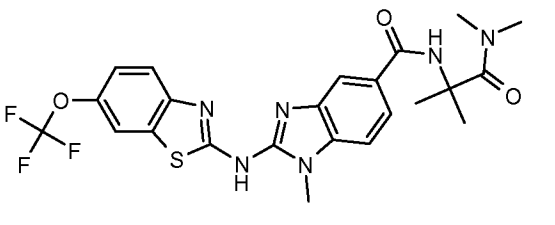
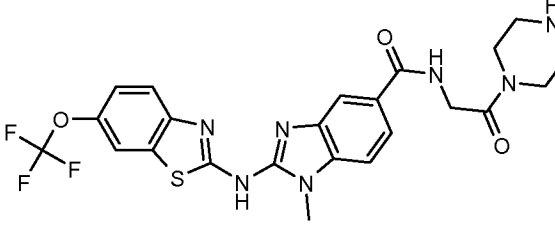
No.	Structure	Name
122		2-(5-Fluoro-benzothiazol-2-ylamino)-1-methyl-1H-benzimidazole-5-carboxylic acid methylamide
123		2-(5-Fluoro-benzothiazol-2-ylamino)-1-methyl-1H-benzimidazole-5-carboxylic acid (2-methoxy-ethyl)-amide
124		2-(6-Fluoro-benzothiazol-2-ylamino)-1-methyl-1H-benzimidazole-5-carboxylic acid methylamide
125		2-(6-Fluoro-benzothiazol-2-ylamino)-1-methyl-1H-benzimidazole-5-carboxylic acid (2-methoxy-ethyl)-amide
126		2-(6-Methanesulfonyl-benzothiazol-2-ylamino)-1-methyl-1H-benzimidazole-5-carboxylic acid methylamide
127		2-(6-Methanesulfonyl-benzothiazol-2-ylamino)-1-methyl-1H-benzimidazole-5-carboxylic acid (2-methoxy-ethyl)-amide

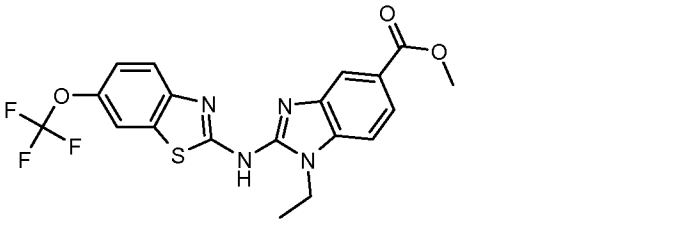
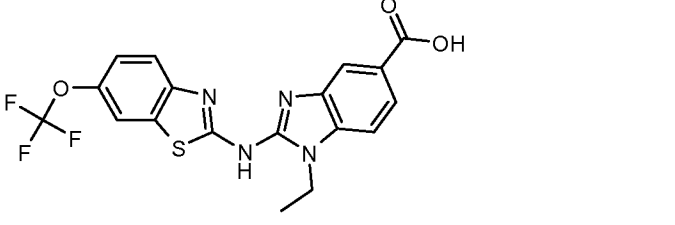
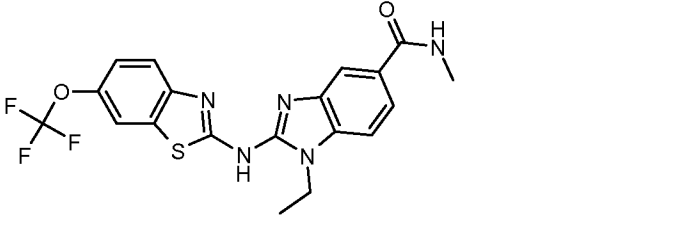
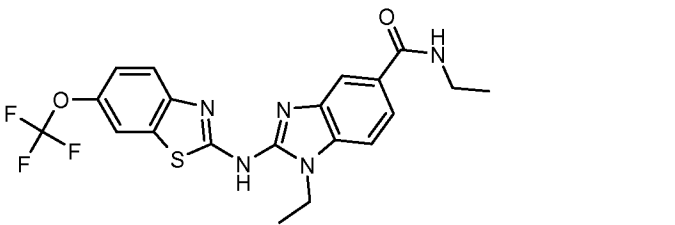
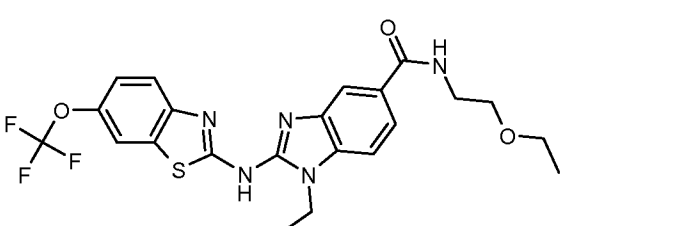
No.	Structure	Name
128		2-(6-Methyl-benzothiazol-2-ylamino)-1-methyl-1 <i>H</i> -benzimidazole-5-carboxylic acid methylamide
129		2-(6-Methyl-benzothiazol-2-ylamino)-1-methyl-1 <i>H</i> -benzimidazole-5-carboxylic acid (2-methoxy-ethyl)-amide
130		2-(6-Methanesulfonyl-benzothiazol-2-ylamino)-1-methyl-1 <i>H</i> -benzimidazole-5-carboxylic acid (2-methylsulfanyl-ethyl)-amide
131		2-(6-Methanesulfonyl-benzothiazol-2-ylamino)-1-methyl-1 <i>H</i> -benzimidazole-5-carboxylic acid (2-methylsulfonyl-ethyl)-amide
132		1-Methyl-2-(6-trifluoromethylsulfanyl-benzothiazol-2-ylamino)-1 <i>H</i> -benzimidazole-5-carboxylic acid methyl ester

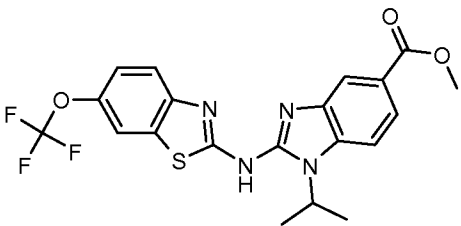
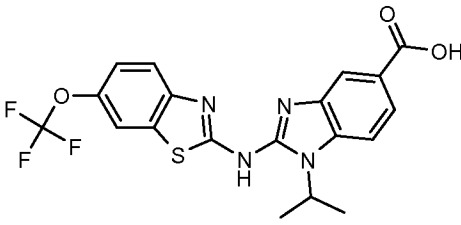
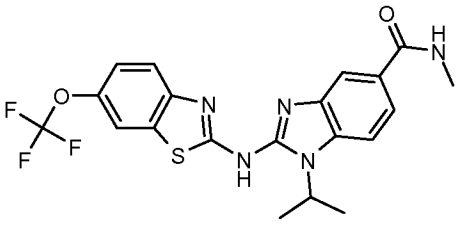
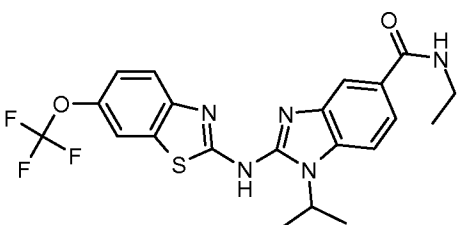
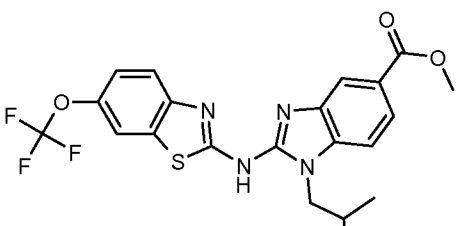
No.	Structure	Name
133		2-(6-Chloro-benzothiazol-2-ylamino)-1-methyl-1H-benzimidazole-5-carboxylic acid dimethylcarbamoylmethylamide
134		1-Methyl-2-(6-trifluoromethyl-benzothiazol-2-ylamino)-1H-benzimidazole-5-carboxylic acid dimethylcarbamoylmethylamide
135		1-Methyl-2-(6-trifluoromethoxy-benzothiazol-2-ylamino)-1H-benzimidazole-5-carboxylic acid (2-dimethylcarbamoyl-ethyl)-amide
136		3-[[1-Methyl-2-(6-trifluoromethoxy-benzothiazol-2-ylamino)-1H-benzimidazole-5-carboxyl]-amino]-propionic acid <i>tert</i> -butyl ester
137		1-Methyl-2-(6-trifluoromethoxy-benzothiazol-2-ylamino)-1H-benzimidazole-5-carboxylic acid [2-(4-methyl-piperazin-1-yl)-2-oxo-ethyl]-amide

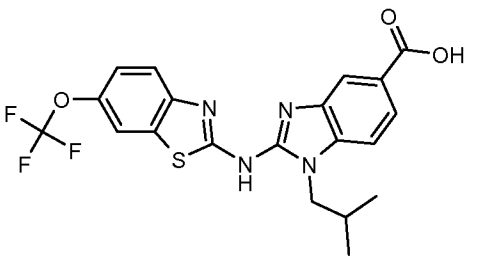
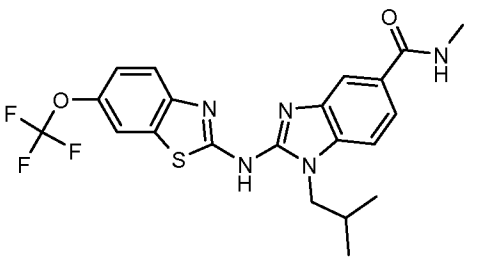
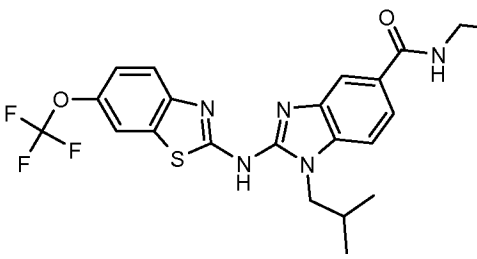
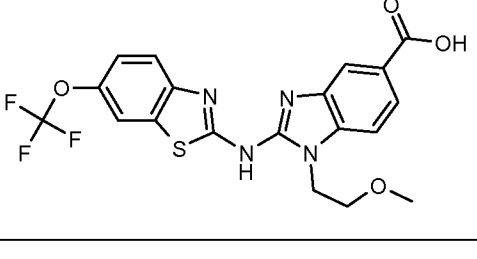
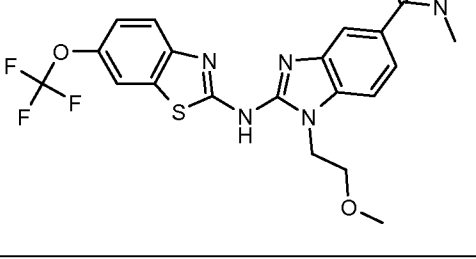
No.	Structure	Name
138		1-Methyl-2-(6-trifluoromethoxy-benzothiazol-2-ylamino)-1 <i>H</i> -benzimidazole-5-carboxylic acid (2-morpholin-4-yl-2-oxoethyl)-amide
139		1-Methyl-2-(6-trifluoromethoxy-benzothiazol-2-ylamino)-1 <i>H</i> -benzimidazole-5-carboxylic acid methylcarbamoylmethylamide
140		1-Methyl-2-(6-trifluoromethoxy-benzothiazol-2-ylamino)-1 <i>H</i> -benzimidazole-5-carboxylic acid diethylcarbamoylmethylamide
141		1-Methyl-2-(6-trifluoromethoxy-benzothiazol-2-ylamino)-1 <i>H</i> -benzimidazole-5-carboxylic acid (2-oxo-2-pyrrolidin-1-yl-ethyl)-amide
142		4-(2-([1-Methyl-2-(6-trifluoromethoxy-benzothiazol-2-ylamino)-1 <i>H</i> -benzimidazole-5-carbonyl]-amino)-acetyl)-piperazine-1-carboxylic acid <i>tert</i> -butyl ester

No.	Structure	Name
143		(S)-2-[[1-Methyl-2-(6-trifluoromethoxy-benzothiazol-2-ylamino)-1H-benzimidazole-5-carbonyl]-amino]-propionic acid methyl ester
144		1-[[1-Methyl-2-(6-trifluoromethoxy-benzothiazol-2-ylamino)-1H-benzimidazole-5-carbonyl]-amino]-cyclopropanecarboxylic acid ethyl ester
145		2-Methyl-2-[[1-methyl-2-(6-trifluoromethoxy-benzothiazol-2-ylamino)-1H-benzimidazole-5-carbonyl]-amino]-propionic acid methyl ester
146		(S)-2-[[1-Methyl-2-(6-trifluoromethoxy-benzothiazol-2-ylamino)-1H-benzimidazole-5-carbonyl]-amino]-propionic acid
147		1-[[1-Methyl-2-(6-trifluoromethoxy-benzothiazol-2-ylamino)-1H-benzimidazole-5-carbonyl]-amino]-cyclopropanecarboxylic acid

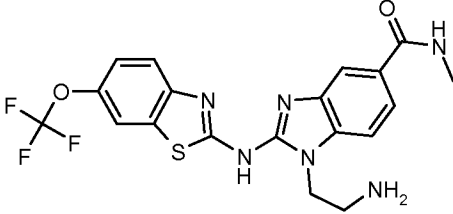
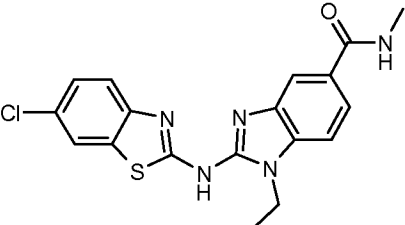
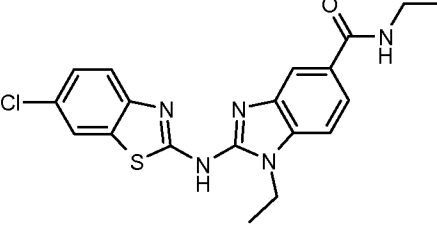
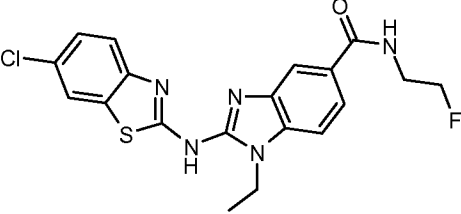
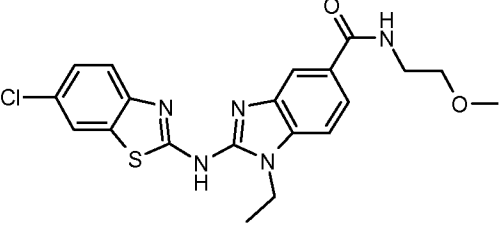
No.	Structure	Name
148		2-Methyl-2-[[1-methyl-2-(6-trifluoromethoxy-benzothiazol-2-ylamino)-1H-benzimidazole-5-carbonyl]-amino]-propionic acid
149		1-Methyl-2-(6-trifluoromethoxy-benzothiazol-2-ylamino)-1H-benzimidazole-5-carboxylic acid ((S)-1-dimethylcarbamoyl-ethyl)-amide
150		1-Methyl-2-(6-trifluoromethoxy-benzothiazol-2-ylamino)-1H-benzimidazole-5-carboxylic acid (1-dimethylcarbamoyl-cyclopropyl)-amide
151		1-Methyl-2-(6-trifluoromethoxy-benzothiazol-2-ylamino)-1H-benzimidazole-5-carboxylic acid (1-dimethylcarbamoyl-1-methyl-ethyl)-amide
152	 <p style="text-align: right; margin-right: 50px;">xHCl</p>	1-Methyl-2-(6-trifluoromethoxy-benzothiazol-2-ylamino)-1H-benzimidazole-5-carboxylic acid (2-oxo-2-piperazin-1-yl-ethyl)-amide hydrochloride

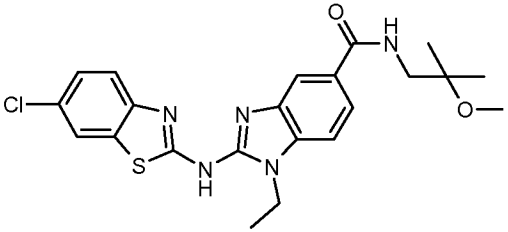
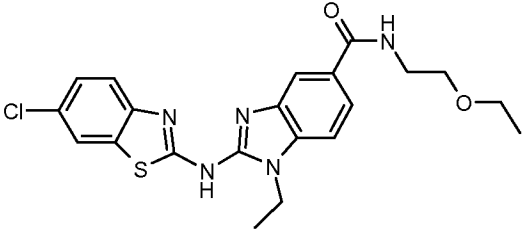
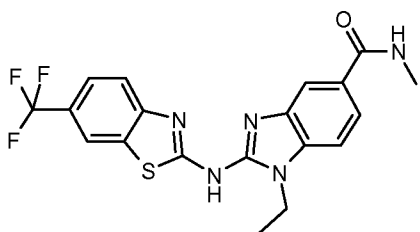
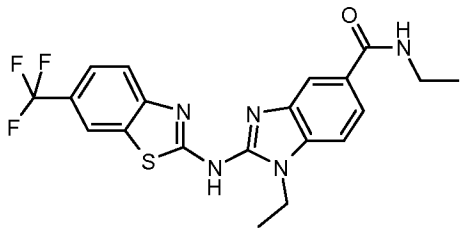
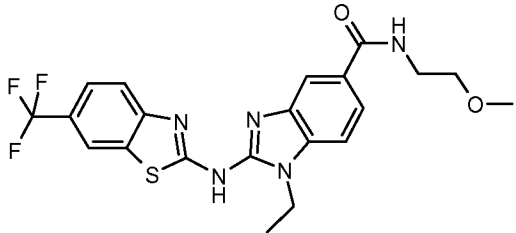
No.	Structure	Name
153		1-Ethyl-2-(6-trifluoromethoxy-benzothiazol-2-ylamino)-1H-benzoimidazole-5-carboxylic acid methyl ester
154		1-Ethyl-2-(6-trifluoromethoxy-benzothiazol-2-ylamino)-1H-benzoimidazole-5-carboxylic acid
155		1-Ethyl-2-(6-trifluoromethoxy-benzothiazol-2-ylamino)-1H-benzoimidazole-5-carboxylic acid methylamide
156		1-Ethyl-2-(6-trifluoromethoxy-benzothiazol-2-ylamino)-1H-benzoimidazole-5-carboxylic acid ethylamide
157		1-Ethyl-2-(6-trifluoromethoxy-benzothiazol-2-ylamino)-1H-benzoimidazole-5-carboxylic acid (2-ethoxyethyl)-amide

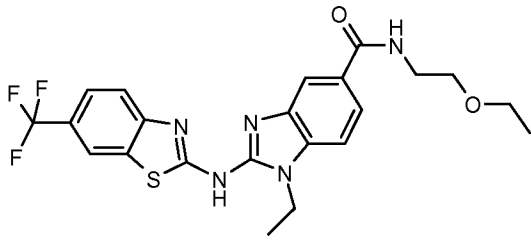
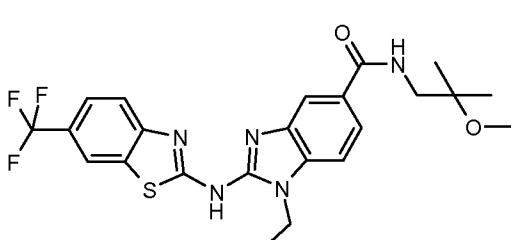
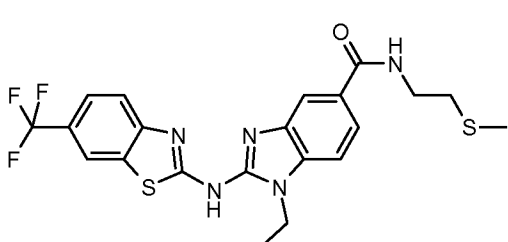
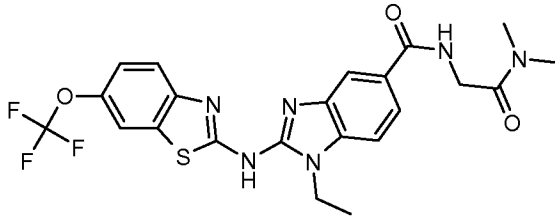
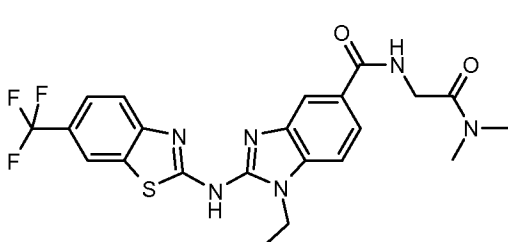
No.	Structure	Name
158		1-Isopropyl-2-(6-trifluoromethoxy-benzothiazol-2-ylamino)-1H-benzimidazole-5-carboxylic acid methyl ester
159		1-Isopropyl-2-(6-trifluoromethoxy-benzothiazol-2-ylamino)-1H-benzimidazole-5-carboxylic acid
160		1-Isopropyl-2-(6-trifluoromethoxy-benzothiazol-2-ylamino)-1H-benzimidazole-5-carboxylic acid methylamide
161		1-Isopropyl-2-(6-trifluoromethoxy-benzothiazol-2-ylamino)-1H-benzimidazole-5-carboxylic acid ethylamide
162		1-Isobutyl-2-(6-trifluoromethoxy-benzothiazol-2-ylamino)-1H-benzimidazole-5-carboxylic acid methyl ester

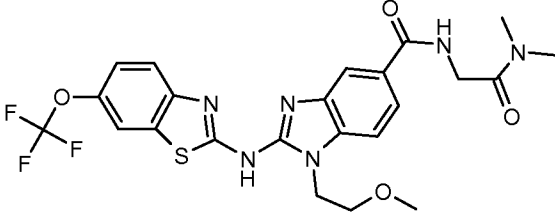
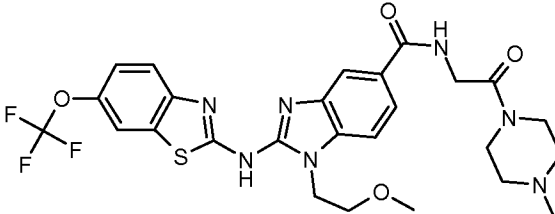
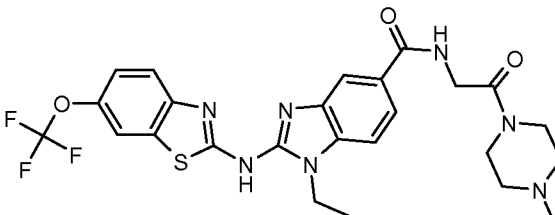
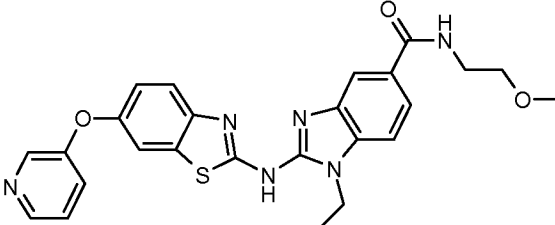
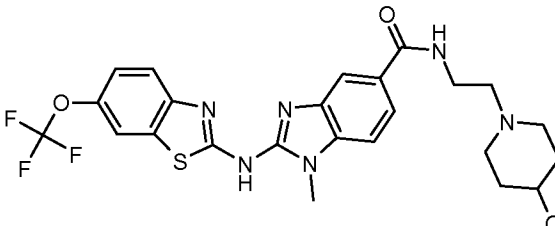
No.	Structure	Name
163		1-Isobutyl-2-(6-trifluoromethoxy-benzothiazol-2-ylamino)-1H-benzoimidazole-5-carboxylic acid
164		1-Isobutyl-2-(6-trifluoromethoxy-benzothiazol-2-ylamino)-1H-benzoimidazole-5-carboxylic acid methylamide
165		1-Isobutyl-2-(6-trifluoromethoxy-benzothiazol-2-ylamino)-1H-benzoimidazole-5-carboxylic acid ethylamide
166		1-(2-Methoxy-ethyl)-2-(6-trifluoromethoxy-benzothiazol-2-ylamino)-1H-benzoimidazole-5-carboxylic acid
167		1-(2-Methoxy-ethyl)-2-(6-trifluoromethoxy-benzothiazol-2-ylamino)-1H-benzoimidazole-5-carboxylic acid methylamide

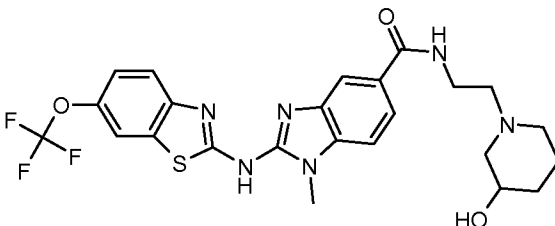
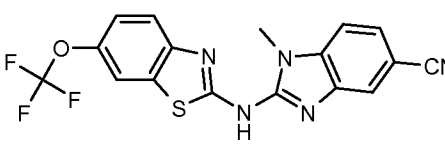
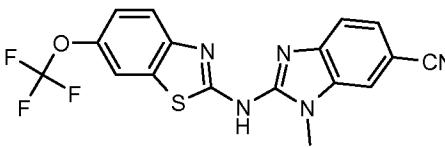
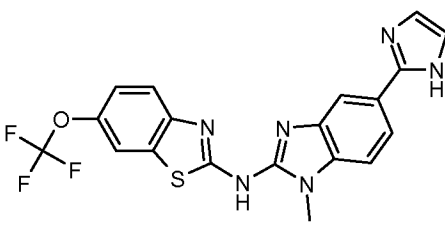
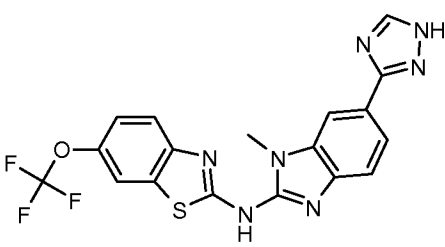
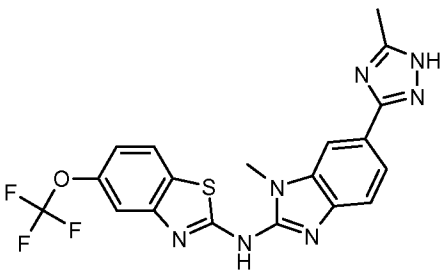
No.	Structure	Name
168		1-(2-Methoxy-ethyl)-2-(6-trifluoromethoxy-benzothiazol-2-ylamino)-1H-benzimidazole-5-carboxylic acid (2-methoxy-ethyl)-amide
169		1-(2-Methoxy-ethyl)-2-(6-trifluoromethoxy-benzothiazol-2-ylamino)-1H-benzimidazole-5-carboxylic acid (2-ethoxy-ethyl)-amide
170		1-(2-Fluoro-ethyl)-2-(6-trifluoromethoxy-benzothiazol-2-ylamino)-1H-benzimidazole-5-carboxylic acid methylamide
171		1-(2-Fluoro-ethyl)-2-(6-trifluoromethoxy-benzothiazol-2-ylamino)-1H-benzimidazole-5-carboxylic acid (2-methoxy-ethyl)-amide
172		1-(2-Fluoro-ethyl)-2-(6-trifluoromethoxy-benzothiazol-2-ylamino)-1H-benzimidazole-5-carboxylic acid (2-ethoxy-ethyl)-amide

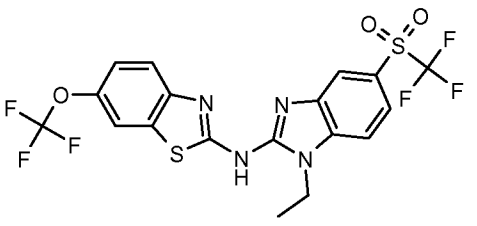
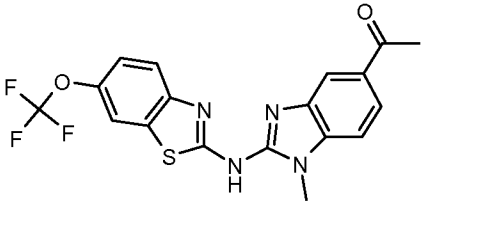
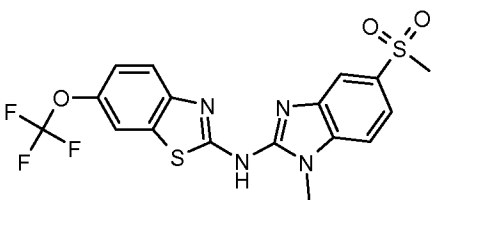
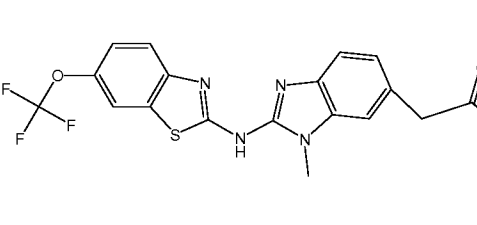
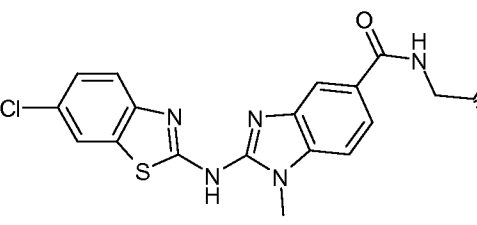
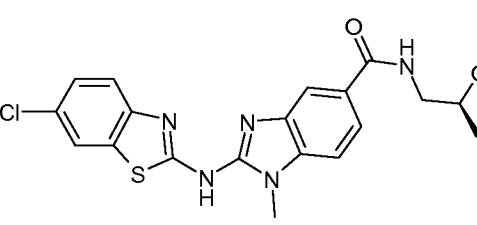
No.	Structure	Name
173		1-(2-Amino-ethyl)-2-(6-trifluoromethoxy-benzothiazol-2-ylamino)-1H-benzoimidazole-5-carboxylic acid methylamide hydrochloride
174		2-(6-Chloro-benzothiazol-2-ylamino)-1-ethyl-1H-benzoimidazole-5-carboxylic acid methylamide
175		2-(6-Chloro-benzothiazol-2-ylamino)-1-ethyl-1H-benzoimidazole-5-carboxylic acid ethylamide
176		2-(6-Chloro-benzothiazol-2-ylamino)-1-ethyl-1H-benzoimidazole-5-carboxylic acid (2-fluoro-ethyl)-amide
177		2-(6-Chloro-benzothiazol-2-ylamino)-1-ethyl-1H-benzoimidazole-5-carboxylic acid (2-methoxy-ethyl)-amide

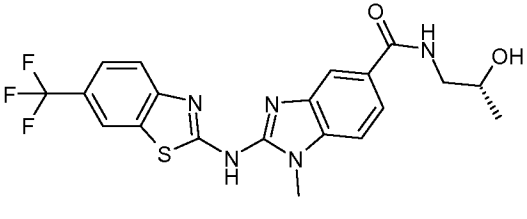
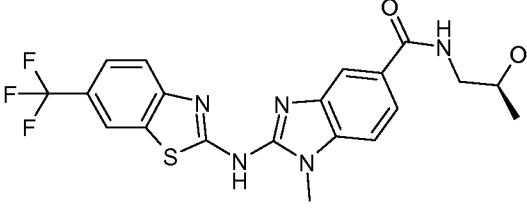
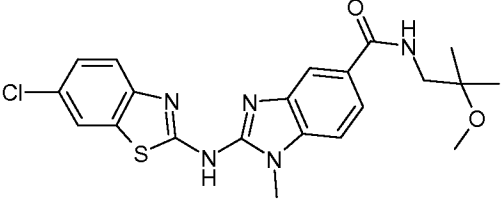
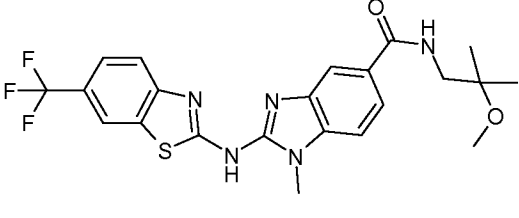
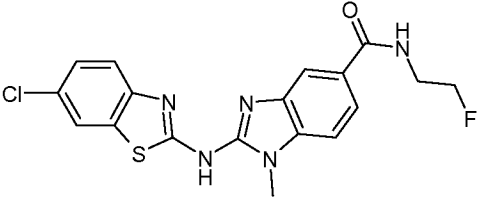
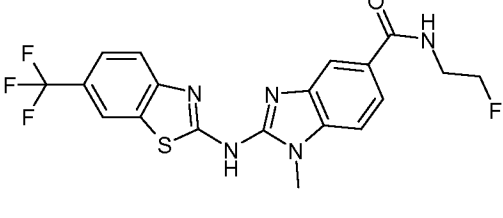
No.	Structure	Name
178		2-(6-Chloro-benzothiazol-2-ylamino)-1-ethyl-1H-benzimidazole-5-carboxylic acid (2-methoxy-2-methyl-propyl)-amide
179		2-(6-Chloro-benzothiazol-2-ylamino)-1-ethyl-1H-benzimidazole-5-carboxylic acid (2-ethoxy-ethyl)-amide
180		1-Ethyl-2-(6-trifluoromethyl-benzothiazol-2-ylamino)-1H-benzimidazole-5-carboxylic acid methylamide
181		1-Ethyl-2-(6-trifluoromethyl-benzothiazol-2-ylamino)-1H-benzimidazole-5-carboxylic acid ethylamide
182		1-Ethyl-2-(6-trifluoromethyl-benzothiazol-2-ylamino)-1H-benzimidazole-5-carboxylic acid (2-methoxy-ethyl)-amide

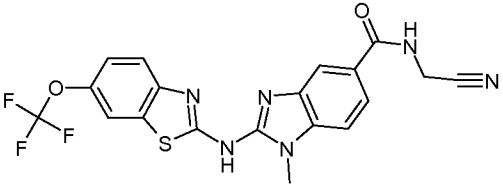
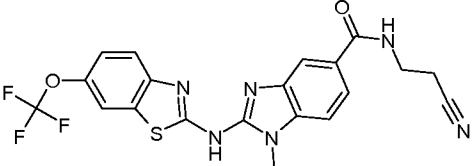
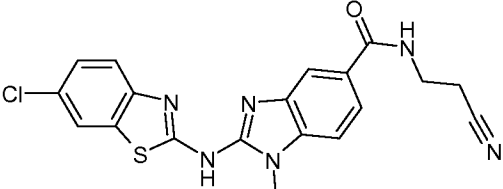
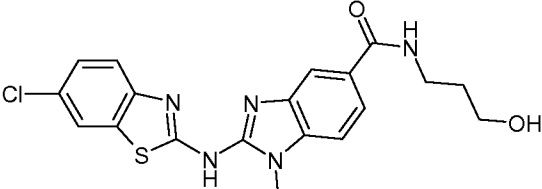
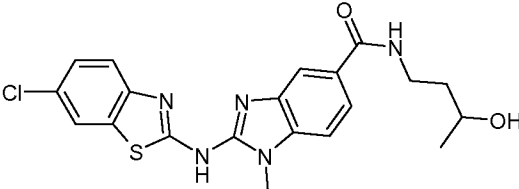
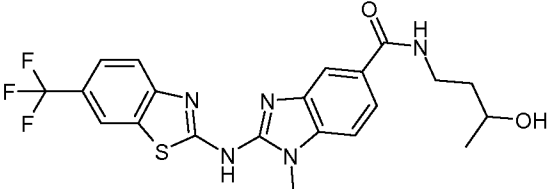
No.	Structure	Name
183		1-Ethyl-2-(6-trifluoromethyl-benzothiazol-2-ylamino)-1H-benzoimidazole-5-carboxylic acid (2-ethoxyethyl)-amide
184		1-Ethyl-2-(6-trifluoromethyl-benzothiazol-2-ylamino)-1H-benzoimidazole-5-carboxylic acid (2-methoxy-2-methylpropyl)-amide
185		1-Ethyl-2-(6-trifluoromethyl-benzothiazol-2-ylamino)-1H-benzoimidazole-5-carboxylic acid (2-methylsulfanyl-ethyl)-amide
186		1-Ethyl-2-(6-trifluoromethoxy-benzothiazol-2-ylamino)-1H-benzoimidazole-5-carboxylic acid dimethylcarbamoylmethylamide
187		1-Ethyl-2-(6-trifluoromethyl-benzothiazol-2-ylamino)-1H-benzoimidazole-5-carboxylic acid dimethylcarbamoylmethylamide

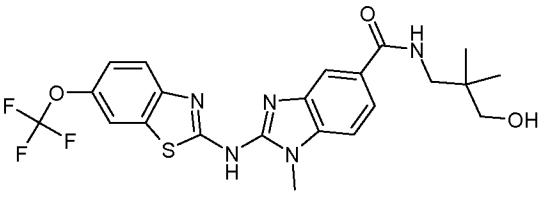
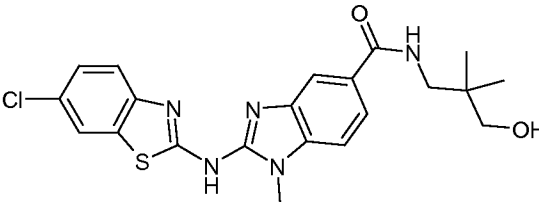
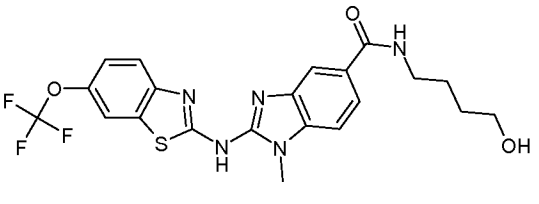
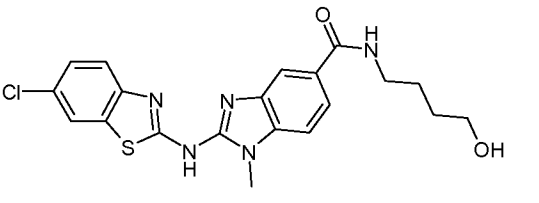
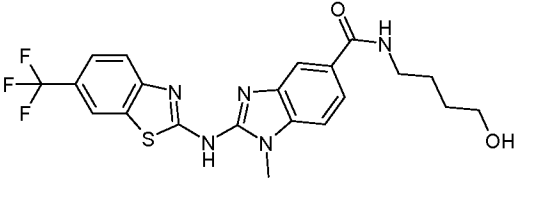
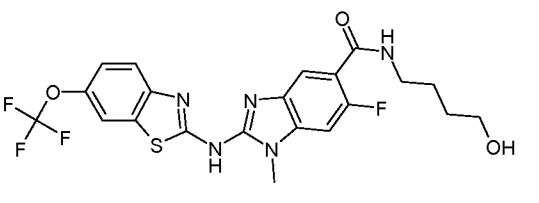
No.	Structure	Name
188		1-(2-Methoxy-ethyl)-2-(6-trifluoromethoxy-benzothiazol-2-ylamino)-1H-benzimidazole-5-carboxylic acid dimethylcarbamoylmethylamide
189		1-(2-Methoxy-ethyl)-2-(6-trifluoromethoxy-benzothiazol-2-ylamino)-1H-benzimidazole-5-carboxylic acid [2-(4-methyl-piperazin-1-yl)-2-oxo-ethyl]-amide
190		1-Ethyl-2-(6-trifluoromethoxy-benzothiazol-2-ylamino)-1H-benzimidazole-5-carboxylic acid [2-(4-methyl-piperazin-1-yl)-2-oxo-ethyl]-amide
191		1-Ethyl-2-[6-(pyridin-3-yloxy)-benzothiazol-2-ylamino]-1H-benzimidazole-5-carboxylic acid (2-methoxy-ethyl)-amide
192		1-Methyl-2-(6-trifluoromethoxy-benzothiazol-2-ylamino)-1H-benzimidazole-5-carboxylic acid [2-(4-hydroxy-piperidin-1-yl)-ethyl]-amide

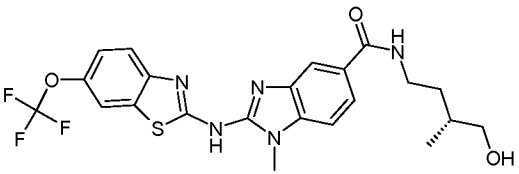
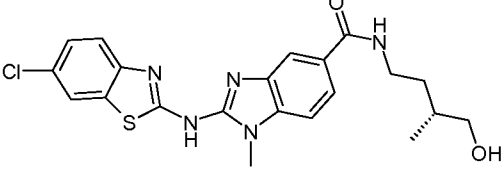
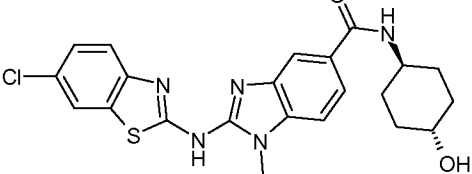
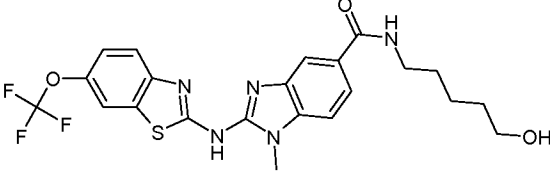
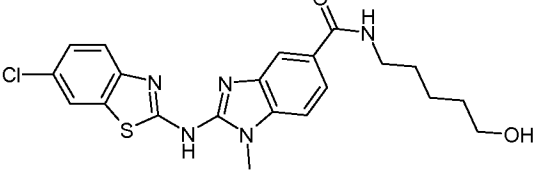
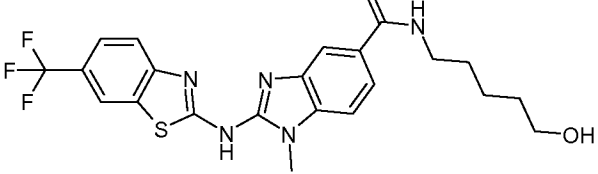
No.	Structure	Name
193		1-Methyl-2-(6-trifluoromethoxy-benzothiazol-2-ylamino)-1H-benzimidazole-5-carboxylic acid [2-(3-hydroxy-piperidin-1-yl)-ethyl]-amide
194		1-Methyl-2-(6-trifluoromethoxy-benzothiazol-2-ylamino)-1H-benzimidazole-5-carbonitrile
195		1-Methyl-2-(6-trifluoromethoxy-benzothiazol-2-ylamino)-1H-benzimidazole-6-carbonitrile
196		[5-(1H-imidazol-2-yl)-1-methyl-1H-benzimidazol-2-yl]-(6-trifluoromethoxy-benzothiazol-2-yl)-amine
197		[1-Methyl-6-(1H-1,2,4-triazol-3-yl)-1H-benzimidazol-2-yl]-(6-trifluoromethoxy-benzothiazol-2-yl)-amine
198		[1-Methyl-6-(5-methyl-1H-1,2,4-triazol-3-yl)-1H-benzimidazol-2-yl]-(5-trifluoromethoxy-benzothiazol-2-yl)-amine

No.	Structure	Name
199		(1-Ethyl-5-trifluoromethanesulfonyl-1H-benzimidazol-2-yl)-(6-trifluoromethoxy-benzothiazol-2-yl)-amine
200		1-[1-Methyl-2-(6-trifluoromethoxy-benzothiazol-2-ylamino)-1H-benzimidazol-5-yl]-ethanone
201		(5-Methanesulfonyl-1-methyl-1H-benzimidazol-2-yl)-(6-trifluoromethoxy-benzothiazol-2-yl)-amine
202		2-[1-Methyl-2-(6-trifluoromethoxy-benzothiazol-2-ylamino)-1H-benzimidazol-6-yl]-acetamide
203		2-(6-Chloro-benzothiazol-2-ylamino)-1-methyl-1H-benzimidazole-5-carboxylic acid ((R)-2-hydroxy-propyl)-amide
204		2-(6-Chloro-benzothiazol-2-ylamino)-1-methyl-1H-benzimidazole-5-carboxylic acid ((S)-2-hydroxy-propyl)-amide

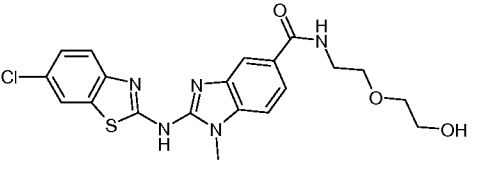
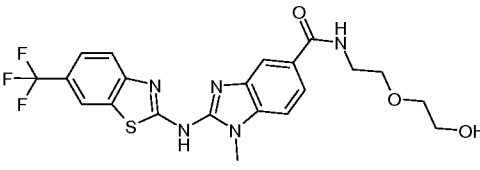
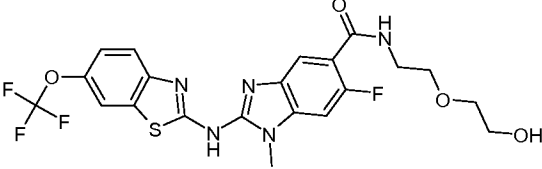
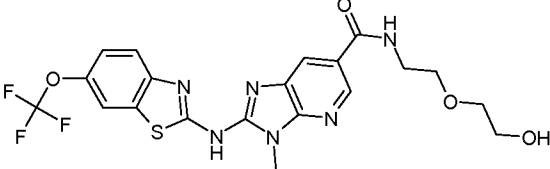
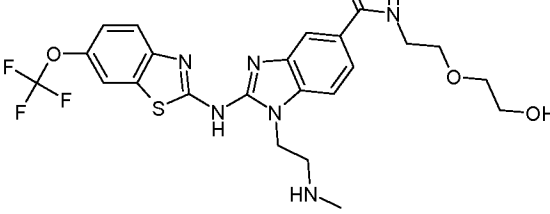
No.	Structure	Name
205		1-Methyl-2-(6-trifluoromethyl-benzothiazol-2-ylamino)-1H-benzoimidazole-5-carboxylic acid ((R)-2-hydroxy-propyl)-amide
206		1-Methyl-2-(6-trifluoromethyl-benzothiazol-2-ylamino)-1H-benzoimidazole-5-carboxylic acid ((S)-2-hydroxy-propyl)-amide
207		2-(6-Chloro-benzothiazol-2-ylamino)-1-methyl-1H-benzoimidazole-5-carboxylic acid (2-methoxy-2-methyl-propyl)-amide
208		1-Methyl-2-(6-trifluoromethyl-benzothiazol-2-ylamino)-1H-benzoimidazole-5-carboxylic acid (2-methoxy-2-methyl-propyl)-amide
209		2-(6-Chloro-benzothiazol-2-ylamino)-1-methyl-1H-benzoimidazole-5-carboxylic acid (2-fluoro-ethyl)-amide
210		1-Methyl-2-(6-trifluoromethyl-benzothiazol-2-ylamino)-1H-benzoimidazole-5-carboxylic acid (2-fluoro-ethyl)-amide

No.	Structure	Name
211		1-Methyl-2-(6-trifluoromethoxy-benzothiazol-2-ylamino)-1H-benzimidazole-5-carboxylic acid cyanomethyl-amide
212		1-Methyl-2-(6-trifluoromethoxy-benzothiazol-2-ylamino)-1H-benzimidazole-5-carboxylic acid (2-cyanoethyl)-amide
213		2-(6-Chloro-benzothiazol-2-ylamino)-1-methyl-1H-benzimidazole-5-carboxylic acid (2-cyanoethyl)-amide
214		2-(6-Chloro-benzothiazol-2-ylamino)-1-methyl-1H-benzimidazole-5-carboxylic acid (3-hydroxy-propyl)-amide
215		2-(6-Chloro-benzothiazol-2-ylamino)-1-methyl-1H-benzimidazole-5-carboxylic acid (3-hydroxy-butyl)-amide
216		1-Methyl-2-(6-trifluoromethyl-benzothiazol-2-ylamino)-1H-benzimidazole-5-carboxylic acid (3-hydroxy-butyl)-amide

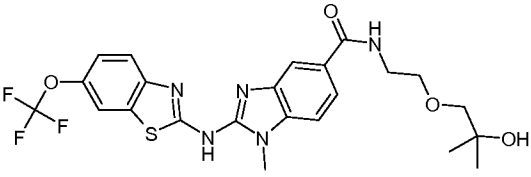
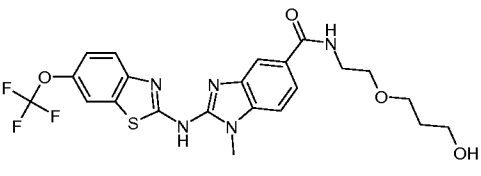
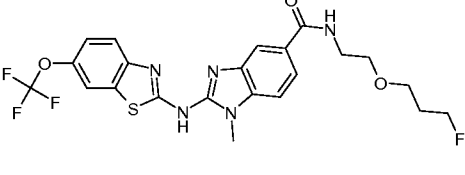
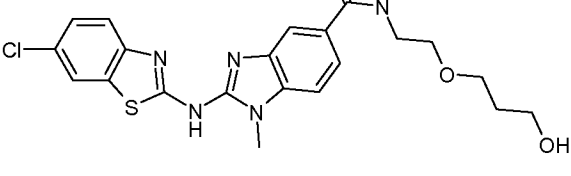
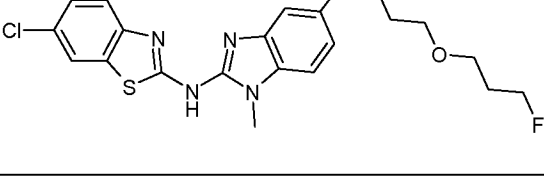
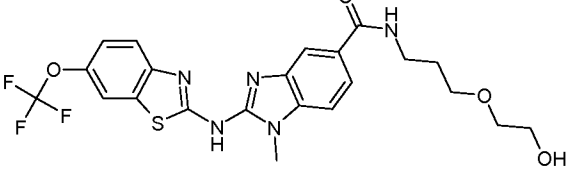
No.	Structure	Name
217		1-Methyl-2-(6-trifluoromethoxy-benzothiazol-2-ylamino)-1H-benzimidazole-5-carboxylic acid (3-hydroxy-2,2-dimethyl-propyl)-amide
218		2-(6-Chloro-benzothiazol-2-ylamino)-1-methyl-1H-benzimidazole-5-carboxylic acid (3-hydroxy-2,2-dimethyl-propyl)-amide
219		1-Methyl-2-(6-trifluoromethoxy-benzothiazol-2-ylamino)-1H-benzimidazole-5-carboxylic acid (4-hydroxy-butyl)-amide
220		2-(6-Chloro-1H-benzimidazol-2-ylamino)-1-methyl-1H-benzimidazole-5-carboxylic acid (4-hydroxy-butyl)-amide
221		1-Methyl-2-(6-trifluoromethyl-benzothiazol-2-ylamino)-1H-benzimidazole-5-carboxylic acid (4-hydroxy-butyl)-amide
222		6-Fluoro-1-methyl-2-(6-trifluoromethoxy-benzothiazol-2-ylamino)-1H-benzimidazole-5-carboxylic acid (4-hydroxy-butyl)-amide

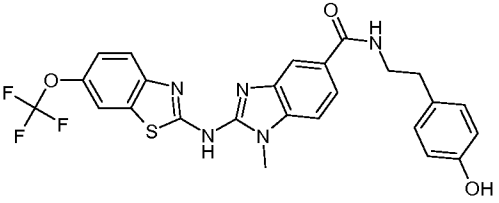
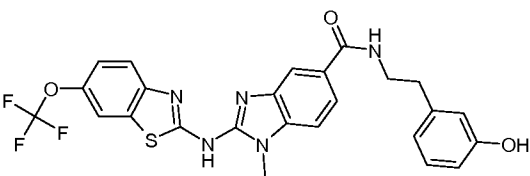
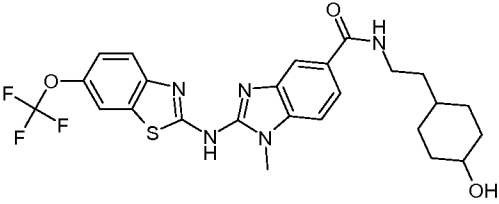
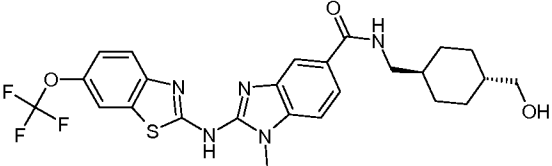
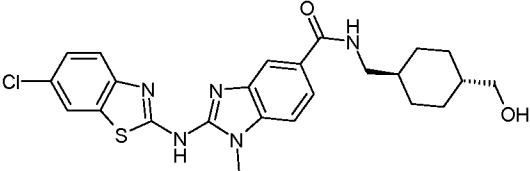
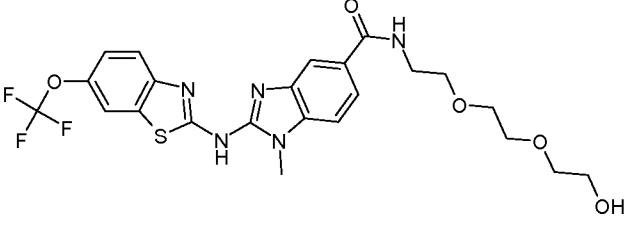
No.	Structure	Name
223		1-Methyl-2-(6-trifluoromethoxy-benzothiazol-2-ylamino)-1H-benzimidazole-5-carboxylic acid ((R)-4-hydroxy-3-methyl-butyl)-amide
224		2-(6-Chloro-benzothiazol-2-ylamino)-1-methyl-1H-benzimidazole-5-carboxylic acid ((R)-4-hydroxy-3-methyl-butyl)-amide
225		2-(6-Chloro-benzothiazol-2-ylamino)-1-methyl-1H-benzimidazole-5-carboxylic acid (<i>trans</i> -4-hydroxy-cyclohexyl)-amide
226		1-Methyl-2-(6-trifluoromethoxy-benzothiazol-2-ylamino)-1H-benzimidazole-5-carboxylic acid (5-hydroxy-pentyl)-amide
227		2-(6-Chloro-benzothiazol-2-ylamino)-1-methyl-1H-benzimidazole-5-carboxylic acid (5-hydroxy-pentyl)-amide
228		1-Methyl-2-(6-trifluoromethyl-benzothiazol-2-ylamino)-1H-benzimidazole-5-carboxylic acid (5-hydroxy-pentyl)-amide

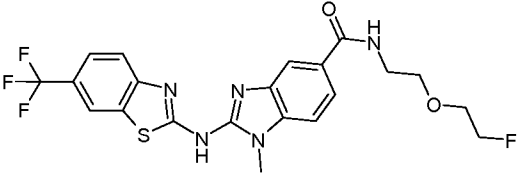
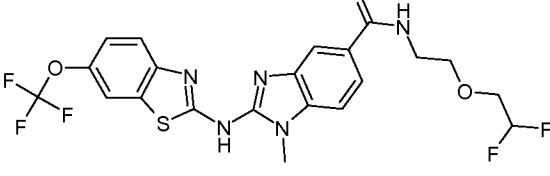
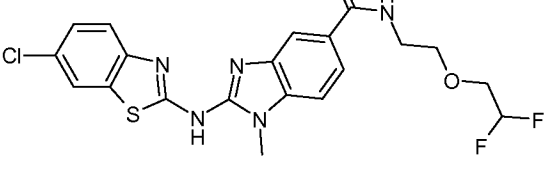
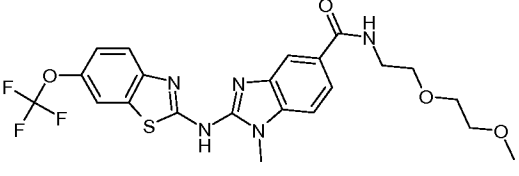
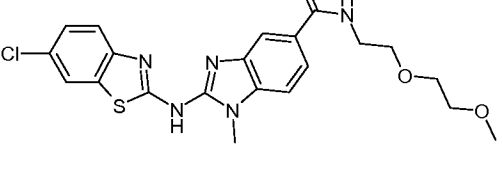
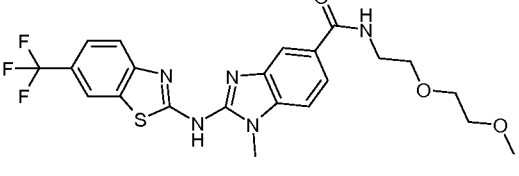
No.	Structure	Name
229		1-Methyl-2-(6-trifluoromethoxy-benzothiazol-2-ylamino)-1H-benzimidazole-5-carboxylic acid (5-hydroxy-4,4-dimethyl-pentyl)-amide
230		1-Methyl-2-(6-trifluoromethoxy-benzothiazol-2-ylamino)-1H-benzimidazole-5-carboxylic acid 4-hydroxy-benzylamide
231		1-Methyl-2-(6-trifluoromethoxy-benzothiazol-2-ylamino)-1H-benzimidazole-5-carboxylic acid 3-hydroxy-4-methoxy-benzylamide
232		1-Methyl-2-(6-trifluoromethoxy-benzothiazol-2-ylamino)-1H-benzimidazole-5-carboxylic acid (<i>trans</i> -4-hydroxy-cyclohexylmethyl)-amide
233		2-(6-Chloro-benzothiazol-2-ylamino)-1-methyl-1H-benzimidazole-5-carboxylic acid (<i>trans</i> -4-hydroxy-cyclohexylmethyl)-amide
234		1-Methyl-2-(6-trifluoromethyl-benzothiazol-2-ylamino)-1H-benzimidazole-5-carboxylic acid (<i>trans</i> -4-hydroxy-cyclohexylmethyl)-amide

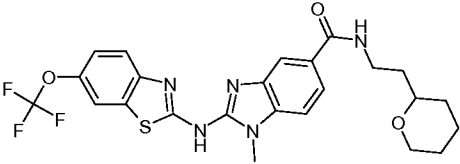
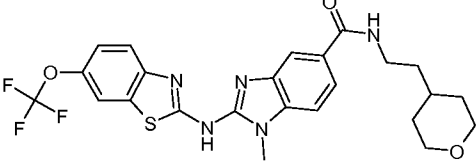
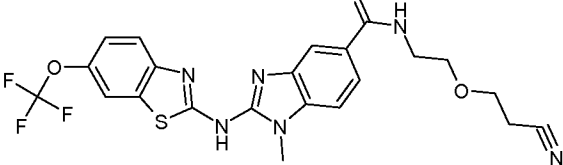
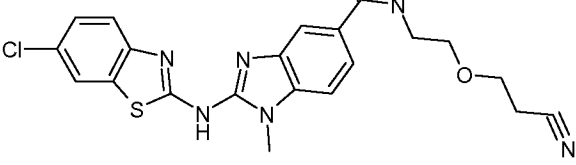
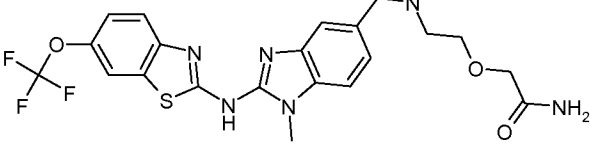
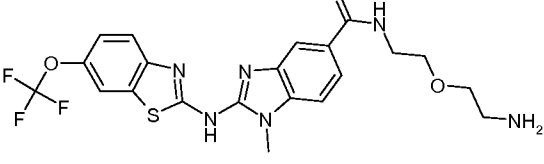
No.	Structure	Name
235		2-(6-Chloro-benzothiazol-2-ylamino)-1-methyl-1H-benzoimidazole-5-carboxylic acid [2-(2-hydroxy-ethoxy)-ethyl]-amide
236		1-Methyl-2-(6-trifluoromethyl-benzothiazol-2-ylamino)-1H-benzoimidazole-5-carboxylic acid [2-(2-hydroxy-ethoxy)-ethyl]-amide
237		6-Fluoro-1-methyl-2-(6-trifluoromethoxy-benzothiazol-2-ylamino)-1H-benzoimidazole-5-carboxylic acid [2-(2-hydroxy-ethoxy)-ethyl]-amide
238		3-Methyl-2-(6-trifluoromethoxy-benzothiazol-2-ylamino)-3H-imidazo[4,5-b]pyridine-6-carboxylic acid [2-(2-hydroxy-ethoxy)-ethyl]-amide
239		1-(2-Methylamino-ethyl)-2-(6-trifluoromethoxy-benzothiazol-2-ylamino)-1H-benzoimidazole-5-carboxylic acid [2-(2-hydroxy-ethoxy)-ethyl]-amide hydrochloride

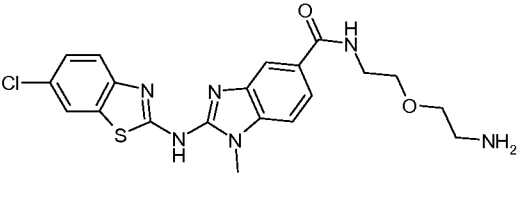
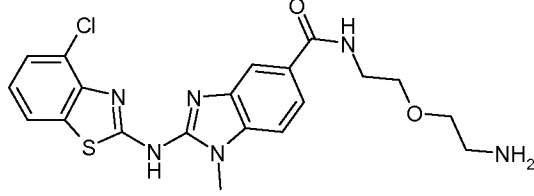
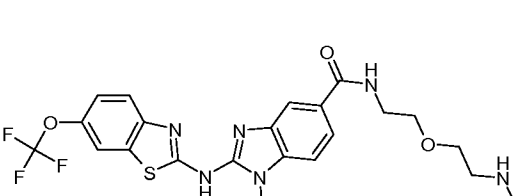
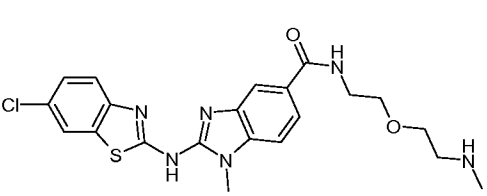
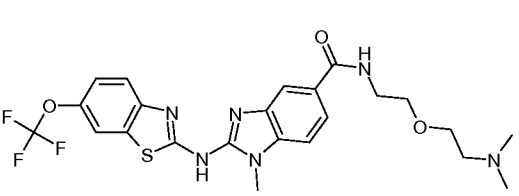
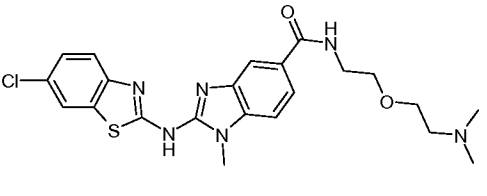
No.	Structure	Name
240		2-(6-Chloro-benzothiazol-2-ylamino)-1-(2-methylamino-ethyl)-1H-benzoimidazole-5-carboxylic acid [2-(2-hydroxy-ethoxy)-ethyl]-amide hydrochloride
241		1-(2-Methoxy-ethyl)-2-(6-trifluoromethoxy-benzothiazol-2-ylamino)-1H-benzoimidazole-5-carboxylic acid [2-(2-hydroxy-ethoxy)-ethyl]-amide
242		1-Methyl-2-(6-trifluoromethoxy-benzothiazol-2-ylamino)-1H-benzoimidazole-5-carboxylic acid [2-((R)-2-hydroxy-1-methyl-ethoxy)-ethyl]-amide
243		2-(6-Chloro-benzothiazol-2-ylamino)-1-methyl-1H-benzoimidazole-5-carboxylic acid [2-((R)-2-hydroxy-1-methyl-ethoxy)-ethyl]-amide
244		1-Methyl-2-(6-trifluoromethoxy-benzothiazol-2-ylamino)-1H-benzoimidazole-5-carboxylic acid [2-(2-hydroxy-propoxy)-ethyl]-amide

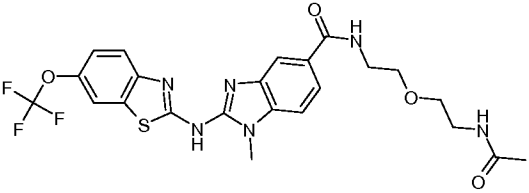
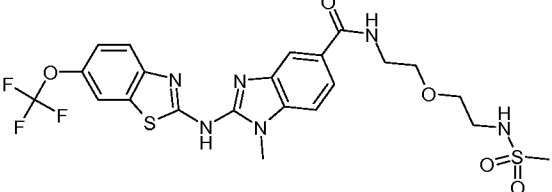
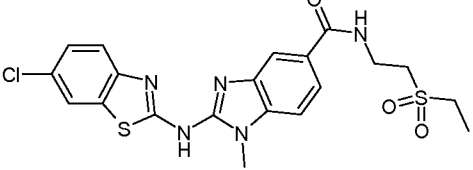
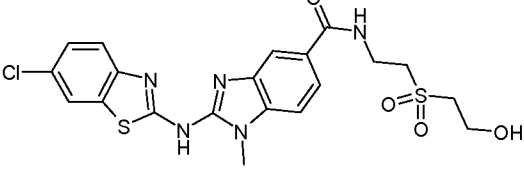
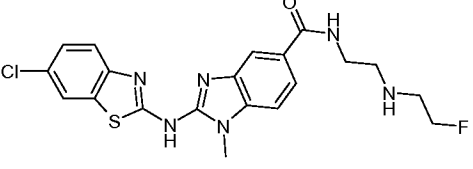
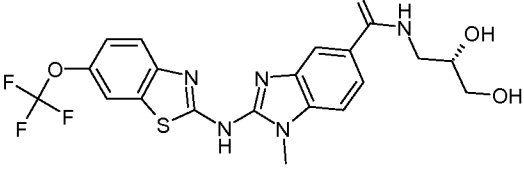
No.	Structure	Name
245		1-Methyl-2-(6-trifluoromethoxy-benzothiazol-2-ylamino)-1H-benzimidazole-5-carboxylic acid [2-(2-hydroxy-2-methyl-propoxy)-ethyl]-amide
246		1-Methyl-2-(6-trifluoromethoxy-benzothiazol-2-ylamino)-1H-benzimidazole-5-carboxylic acid [2-(3-hydroxy-propoxy)-ethyl]-amide
247		1-Methyl-2-(6-trifluoromethoxy-benzothiazol-2-ylamino)-1H-benzimidazole-5-carboxylic acid [2-(3-fluoro-propoxy)-ethyl]-amide
248		2-(6-Chloro-benzothiazol-2-ylamino)-1-methyl-1H-benzimidazole-5-carboxylic acid [2-(3-hydroxy-propoxy)-ethyl]-amide
249		2-(6-Chloro-benzothiazol-2-ylamino)-1-methyl-1H-benzimidazole-5-carboxylic acid [2-(3-fluoro-propoxy)-ethyl]-amide
250		1-Methyl-2-(6-trifluoromethoxy-benzothiazol-2-ylamino)-1H-benzimidazole-5-carboxylic acid [3-(2-hydroxy-ethoxy)-propyl]-amide

No.	Structure	Name
251		1-Methyl-2-(6-trifluoromethoxy-benzothiazol-2-ylamino)-1H-benzimidazole-5-carboxylic acid [2-(4-hydroxy-phenyl)-ethyl]-amide
252		1-Methyl-2-(6-trifluoromethoxy-benzothiazol-2-ylamino)-1H-benzimidazole-5-carboxylic acid [2-(3-hydroxy-phenyl)-ethyl]-amide
253		1-Methyl-2-(6-trifluoromethoxy-benzothiazol-2-ylamino)-1H-benzimidazole-5-carboxylic acid [2-(4-hydroxy-cyclohexyl)-ethyl]-amide
254		1-Methyl-2-(6-trifluoromethoxy-benzothiazol-2-ylamino)-1H-benzimidazole-5-carboxylic acid (<i>trans</i> -4-hydroxymethyl-cyclohexylmethyl)-amide
255		2-(6-Chloro-benzothiazol-2-ylamino)-1-methyl-1H-benzimidazole-5-carboxylic acid (<i>trans</i> -4-hydroxymethyl-cyclohexylmethyl)-amide
256		1-Methyl-2-(6-trifluoromethoxy-benzothiazol-2-ylamino)-1H-benzimidazole-5-carboxylic acid {2-[2-(2-hydroxy-ethoxy)-ethoxy]-ethyl}-amide

No.	Structure	Name
257		1-Methyl-2-(6-trifluoromethyl-benzothiazol-2-ylamino)-1H-benzimidazole-5-carboxylic acid [2-(2-fluoro-ethoxy)-ethyl]-amide
258		1-Methyl-2-(6-trifluoromethoxy-benzothiazol-2-ylamino)-1H-benzimidazole-5-carboxylic acid [2-(2,2-difluoro-ethoxy)-ethyl]-amide
259		2-(6-Chloro-benzothiazol-2-ylamino)-1-methyl-1H-benzimidazole-5-carboxylic acid [2-(2,2-difluoro-ethoxy)-ethyl]-amide
260		1-Methyl-2-(6-trifluoromethoxy-benzothiazol-2-ylamino)-1H-benzimidazole-5-carboxylic acid [2-(2-methoxy-ethoxy)-ethyl]-amide
261		2-(6-Chloro-benzothiazol-2-ylamino)-1-methyl-1H-benzimidazole-5-carboxylic acid [2-(2-methoxy-ethoxy)-ethyl]-amide
262		1-Methyl-2-(6-trifluoromethyl-benzothiazol-2-ylamino)-1H-benzimidazole-5-carboxylic acid [2-(2-methoxy-ethoxy)-ethyl]-amide

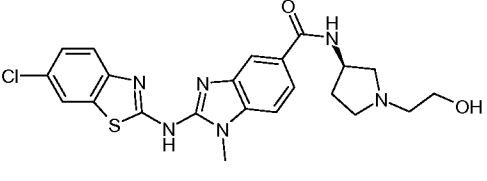
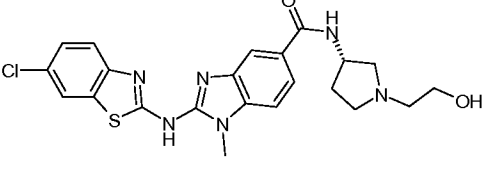
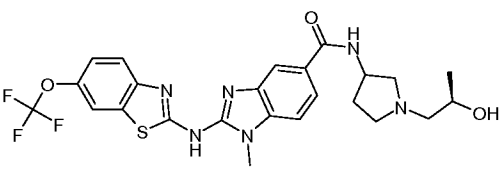
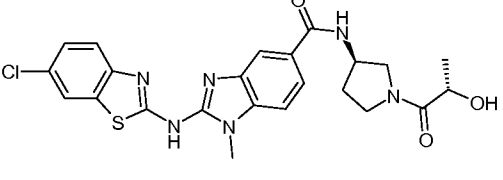
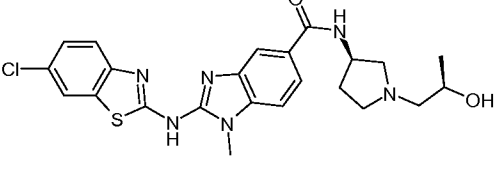
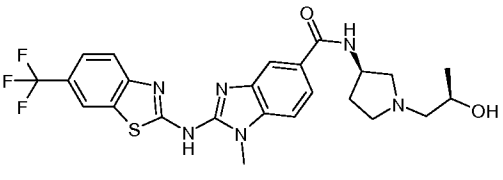
No.	Structure	Name
263		1-Methyl-2-(6-trifluoromethoxy-benzothiazol-2-ylamino)-1H-benzimidazole-5-carboxylic acid [2-(tetrahydro-pyran-2-yl)-ethyl]-amide
264		1-Methyl-2-(6-trifluoromethoxy-benzothiazol-2-ylamino)-1H-benzimidazole-5-carboxylic acid [2-(tetrahydro-pyran-4-yl)-ethyl]-amide
265		1-Methyl-2-(6-trifluoromethoxy-benzothiazol-2-ylamino)-1H-benzimidazole-5-carboxylic acid [2-(2-cyano-ethoxy)-ethyl]-amide
266		2-(6-Chloro-benzothiazol-2-ylamino)-1-methyl-1H-benzimidazole-5-carboxylic acid [2-(2-cyano-ethoxy)-ethyl]-amide
267		1-Methyl-2-(6-trifluoromethoxy-benzothiazol-2-ylamino)-1H-benzimidazole-5-carboxylic acid (2-carbamoylmethoxy-ethyl)-amide
268		1-Methyl-2-(6-trifluoromethoxy-benzothiazol-2-ylamino)-1H-benzimidazole-5-carboxylic acid [2-(2-amino-ethoxy)-ethyl]-amide

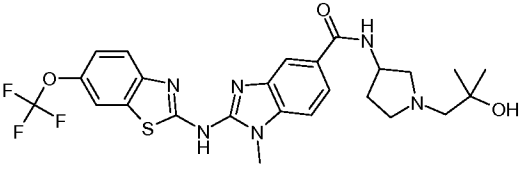
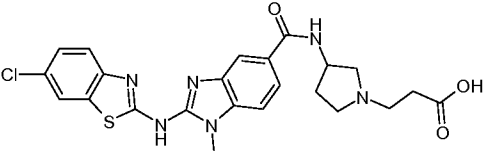
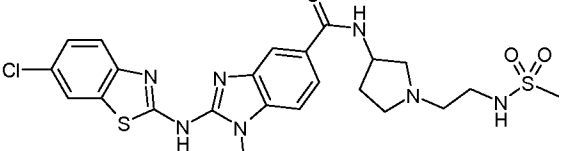
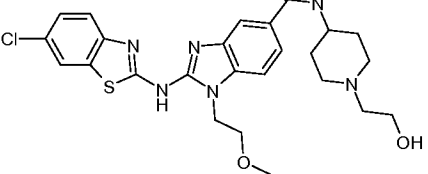
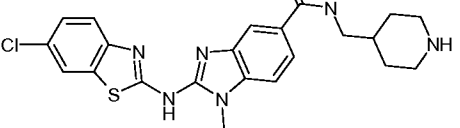
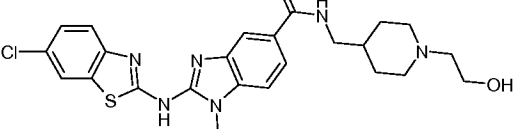
No.	Structure	Name
269		2-(6-Chloro-benzothiazol-2-ylamino)-1-methyl-1H-benzoimidazole-5-carboxylic acid [2-(2-amino-ethoxy)-ethyl]-amide
270		2-(4-Chloro-benzothiazol-2-ylamino)-1-methyl-1H-benzoimidazole-5-carboxylic acid [2-(2-amino-ethoxy)-ethyl]-amide
271		1-Methyl-2-(6-trifluoromethoxy-benzothiazol-2-ylamino)-1H-benzoimidazole-5-carboxylic acid [2-(2-methylamino-ethoxy)-ethyl]-amide hydrochloride
272		2-(6-Chloro-benzothiazol-2-ylamino)-1-methyl-1H-benzoimidazole-5-carboxylic acid [2-(2-methylamino-ethoxy)-ethyl]-amide hydrochloride
273		1-Methyl-2-(6-trifluoromethoxy-benzothiazol-2-ylamino)-1H-benzoimidazole-5-carboxylic acid [2-(2-dimethylamino-ethoxy)-ethyl]-amide
274		2-(6-Chloro-benzothiazol-2-ylamino)-1-methyl-1H-benzoimidazole-5-carboxylic acid [2-(2-dimethylamino-ethoxy)-ethyl]-amide

No.	Structure	Name
275		1-Methyl-2-(6-trifluoromethoxy-benzothiazol-2-ylamino)-1H-benzimidazole-5-carboxylic acid [2-(2-acetyl-amino-ethoxy)-ethyl]-amide
276		1-Methyl-2-(6-trifluoromethoxy-benzothiazol-2-ylamino)-1H-benzimidazole-5-carboxylic acid [2-(2-methanesulfonylamino-ethoxy)-ethyl]-amide
277		2-(6-Chloro-benzothiazol-2-ylamino)-1-methyl-1H-benzimidazole-5-carboxylic acid (2-ethanesulfonyl-ethyl)-amide
278		2-(6-Chloro-benzothiazol-2-ylamino)-1-methyl-1H-benzimidazole-5-carboxylic acid [2-(2-hydroxy-ethanesulfonyl)-ethyl]-amide
279		2-(6-Chloro-benzothiazol-2-ylamino)-1-methyl-1H-benzimidazole-5-carboxylic acid [2-(2-fluoro-ethylamino)-ethyl]-amide hydrochloride
280		1-Methyl-2-(6-trifluoromethoxy-benzothiazol-2-ylamino)-1H-benzimidazole-5-carboxylic acid ((S)-2,3-dihydroxy-propyl)-amide

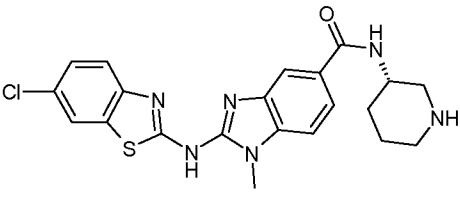
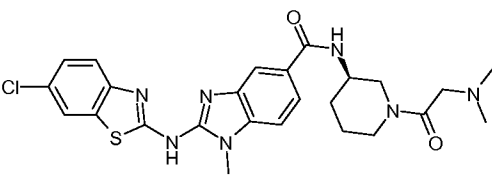
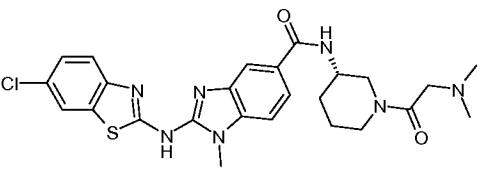
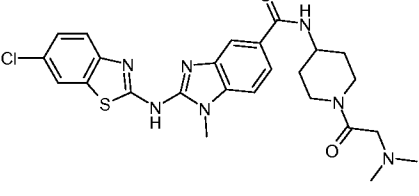
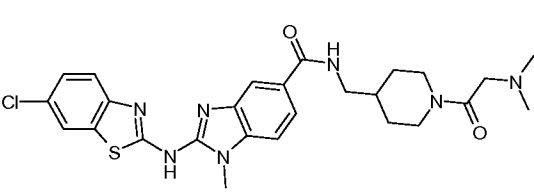
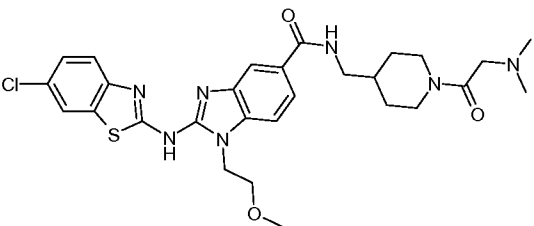
No.	Structure	Name
281		1-Methyl-2-(6-trifluoromethoxy-benzothiazol-2-ylamino)-1H-benzimidazole-5-carboxylic acid ((R)-2,3-dihydroxy-propyl)-amide
282		1-Methyl-2-(6-trifluoromethoxy-benzothiazol-2-ylamino)-1H-benzimidazole-5-carboxylic acid ((1R,2S,3R,4R)-2,3-dihydroxy-4-hydroxymethyl-cyclopentyl)-amide
283		1-Methyl-2-(6-trifluoromethoxy-benzothiazol-2-ylamino)-1H-benzimidazole-5-carboxylic acid ((2S,3R,4R,5S,6R)-2,4,5-trihydroxy-6-hydroxymethyl-tetrahydropyran-3-yl)-amide
284		1-Methyl-2-(6-trifluoromethoxy-benzothiazol-2-ylamino)-1H-benzimidazole-5-carboxylic acid bis-(2-hydroxy-ethyl)-amide
285		1-Methyl-2-(6-trifluoromethoxy-benzothiazol-2-ylamino)-1H-benzimidazole-5-carboxylic acid (4-hydroxy-butyl)-amide

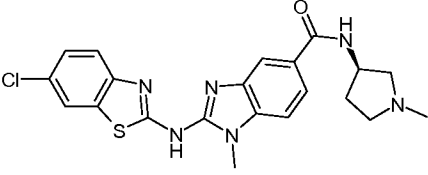
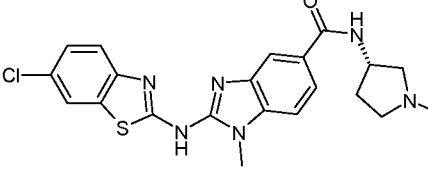
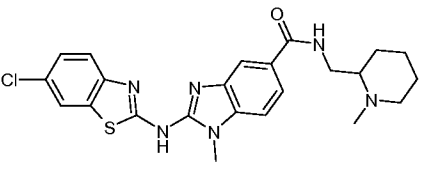
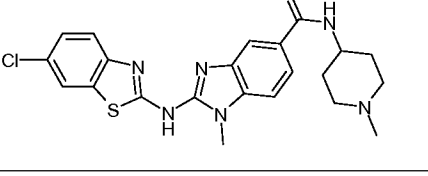
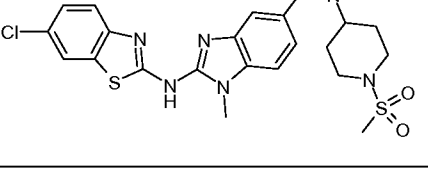
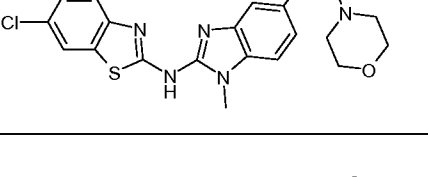
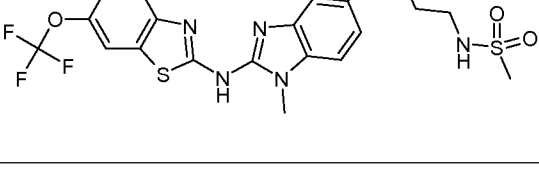
No.	Structure	Name
286		1-Methyl-2-(6-trifluoromethoxy-benzothiazol-2-ylamino)-1H-benzoimidazole-5-carboxylic acid [2-(2-hydroxy-ethoxy)-ethyl]-amide
287		2-(6-Chloro-benzothiazol-2-ylamino)-1-methyl-1H-benzoimidazole-5-carboxylic acid (4-hydroxy-butyl)-amide
288		2-(6-Chloro-benzothiazol-2-ylamino)-1-methyl-1H-benzoimidazole-5-carboxylic acid [2-(2-hydroxy-ethoxy)-ethyl]-amide
289		1-Methyl-2-(6-trifluoromethoxy-benzothiazol-2-ylamino)-1H-benzoimidazole-5-carboxylic acid pyrrolidin-3-ylamide hydrochloride
290		2-(6-Chloro-benzothiazol-2-ylamino)-1-methyl-1H-benzoimidazole-5-carboxylic acid (R)-pyrrolidin-3-ylamide hydrochloride
291		2-(6-Chloro-benzothiazol-2-ylamino)-1-methyl-1H-benzoimidazole-5-carboxylic acid (S)-pyrrolidin-3-ylamide hydrochloride

No.	Structure	Name
292		2-(6-Chloro-benzothiazol-2-ylamino)-1-methyl-1H-benzoimidazole-5-carboxylic acid [(R)-1-(2-hydroxy-ethyl)-pyrrolidin-3-yl]-amide
293		2-(6-Chloro-benzothiazol-2-ylamino)-1-methyl-1H-benzoimidazole-5-carboxylic acid [(S)-1-(2-hydroxy-ethyl)-pyrrolidin-3-yl]-amide
294		1-Methyl-2-(6-trifluoromethoxy-benzothiazol-2-ylamino)-1H-benzoimidazole-5-carboxylic acid [1-((R)-2-hydroxy-propyl)-pyrrolidin-3-yl]-amide
295		2-(6-Chloro-benzothiazol-2-ylamino)-1-methyl-1H-benzoimidazole-5-carboxylic acid [(R)-1-((S)-2-hydroxy-propionyl)-pyrrolidin-3-yl]-amide
296		2-(6-Chloro-benzothiazol-2-ylamino)-1-methyl-1H-benzoimidazole-5-carboxylic acid [(R)-1-((R)-2-hydroxy-propyl)-pyrrolidin-3-yl]-amide
297		1-Methyl-2-(6-trifluoromethyl-benzothiazol-2-ylamino)-1H-benzoimidazole-5-carboxylic acid [(R)-1-((R)-2-hydroxy-propyl)-pyrrolidin-3-yl]-amide

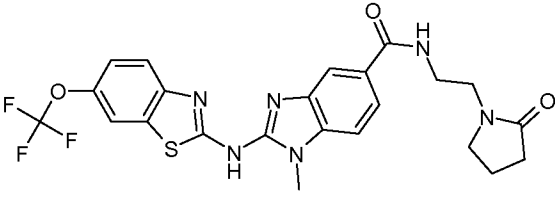
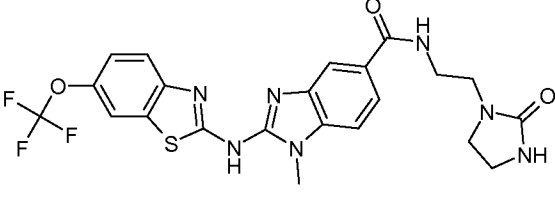
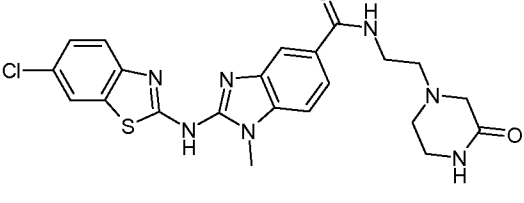
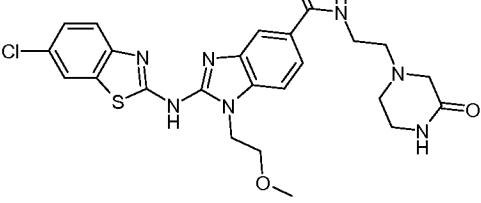
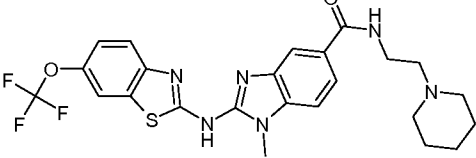
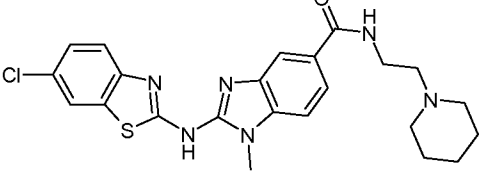
No.	Structure	Name
298		1-Methyl-2-(6-trifluoromethoxy-benzothiazol-2-ylamino)-1H-benzimidazole-5-carboxylic acid [1-(2-hydroxy-2-methyl-propyl)-pyrrolidin-3-yl]-amide
299		3-(3-[[2-(6-Chloro-benzothiazol-2-ylamino)-1-methyl-1H-benzimidazole-5-carboxyl]-amino]-pyrrolidin-1-yl)-propionic acid
300		2-(6-Chloro-benzothiazol-2-ylamino)-1-methyl-1H-benzimidazole-5-carboxylic acid [1-(2-methanesulfonylamino-ethyl)-pyrrolidin-3-yl]-amide
301		2-(6-Chloro-benzothiazol-2-ylamino)-1-(2-methoxy-ethyl)-1H-benzimidazole-5-carboxylic acid [1-(2-hydroxy-ethyl)-piperidin-4-yl]-amide
302		2-(6-Chloro-benzothiazol-2-ylamino)-1-methyl-1H-benzimidazole-5-carboxylic acid (piperidin-4-ylmethyl)-amide hydrochloride
303		2-(6-Chloro-benzothiazol-2-ylamino)-1-methyl-1H-benzimidazole-5-carboxylic acid [1-(2-hydroxy-ethyl)-piperidin-4-ylmethyl]-amide

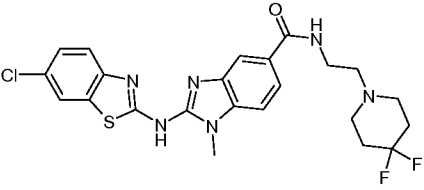
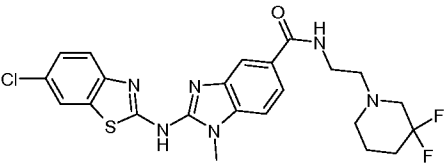
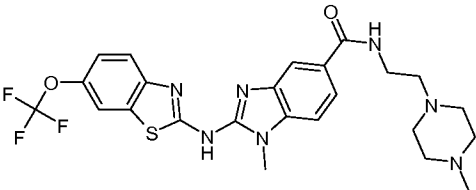
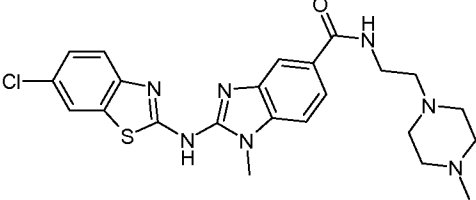
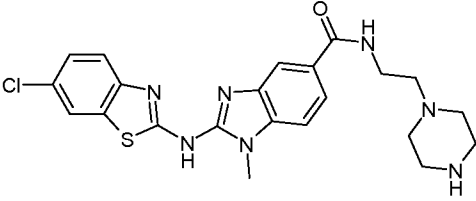
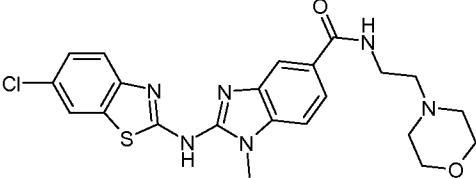
No.	Structure	Name
304		2-(6-Chloro-benzothiazol-2-ylamino)-1-(2-methoxy-ethyl)-1H-benzoimidazole-5-carboxylic acid [1-(2-hydroxy-ethyl)-piperidin-4-ylmethyl]-amide
305		[4-(2-Hydroxy-ethyl)-piperazin-1-yl]-[1-methyl-2-(6-trifluoromethoxy-benzothiazol-2-ylamino)-1H-benzoimidazol-5-yl]-methanone
306		[2-(6-Chloro-benzothiazol-2-ylamino)-1-methyl-1H-benzoimidazol-5-yl]-[4-(2-hydroxy-ethyl)-piperazin-1-yl]-methanone
307		[4-(3-Hydroxy-propyl)-piperidin-1-yl]-[1-methyl-2-(6-trifluoromethoxy-benzothiazol-2-ylamino)-1H-benzoimidazol-5-yl]-methanone
308		2-(6-Chloro-benzothiazol-2-ylamino)-1-methyl-1H-benzoimidazole-5-carboxylic acid [(R)-1-(2-dimethylamino-acetyl)-pyrrolidin-3-yl]-amide
309		2-(6-Chloro-benzothiazol-2-ylamino)-1-methyl-1H-benzoimidazole-5-carboxylic acid (R)-piperidin-3-ylamide hydrochloride

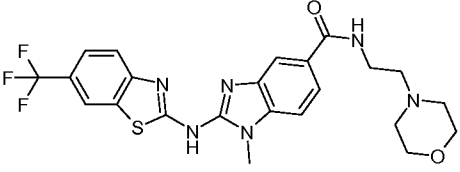
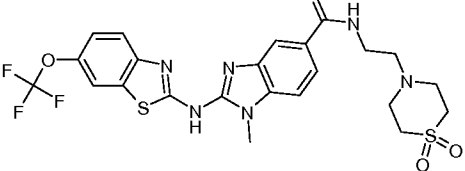
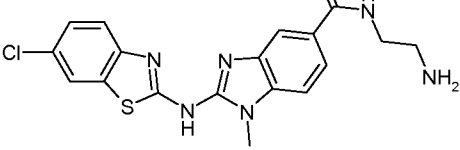
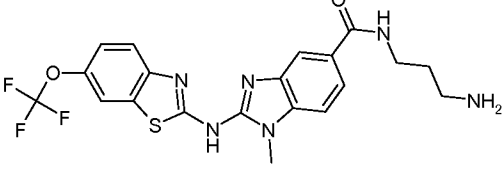
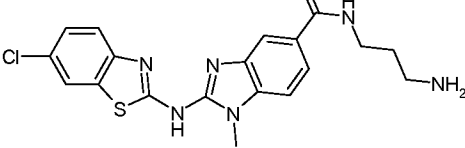
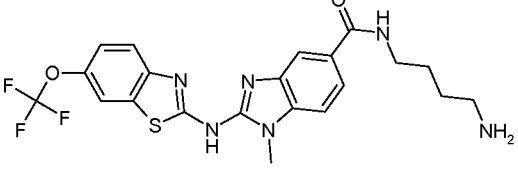
No.	Structure	Name
310		2-(6-Chloro-benzothiazol-2-ylamino)-1-methyl-1H-benzimidazole-5-carboxylic acid (S)-piperidin-3-ylamide hydrochloride
311		2-(6-Chloro-benzothiazol-2-ylamino)-1-methyl-1H-benzimidazole-5-carboxylic acid [(R)-1-(2-dimethylamino-acetyl)-piperidin-3-yl]-amide
312		2-(6-Chloro-benzothiazol-2-ylamino)-1-methyl-1H-benzimidazole-5-carboxylic acid [(S)-1-(2-dimethylamino-acetyl)-piperidin-3-yl]-amide
313		2-(6-Chloro-benzothiazol-2-ylamino)-1-methyl-1H-benzimidazole-5-carboxylic acid [1-(2-dimethylamino-acetyl)-piperidin-4-yl]-amide
314		2-(6-Chloro-benzothiazol-2-ylamino)-1-methyl-1H-benzimidazole-5-carboxylic acid [1-(2-dimethylamino-acetyl)-piperidin-4-ylmethyl]-amide
315		2-(6-Chloro-benzothiazol-2-ylamino)-1-(2-methoxyethyl)-1H-benzimidazole-5-carboxylic acid [1-(2-dimethylamino-acetyl)-piperidin-4-ylmethyl]-amide

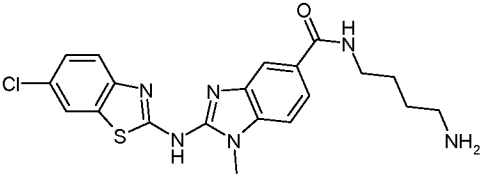
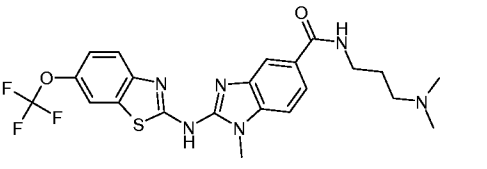
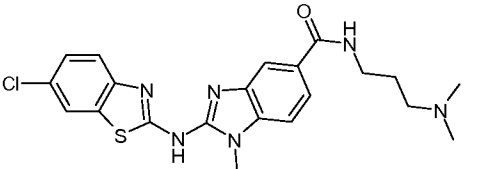
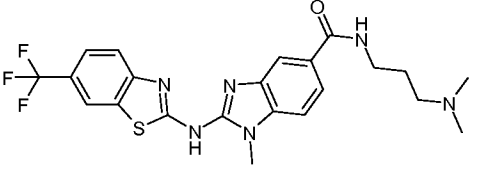
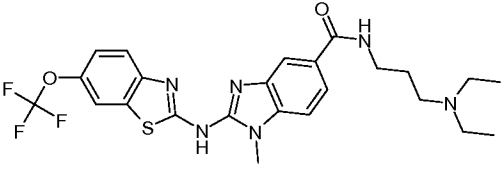
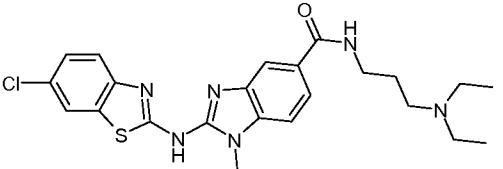
No.	Structure	Name
316		2-(6-Chloro-benzothiazol-2-ylamino)-1-methyl-1H-benzoimidazole-5-carboxylic acid ((R)-1-methyl-pyrrolidin-3-yl)-amide
317		2-(6-Chloro-benzothiazol-2-ylamino)-1-methyl-1H-benzoimidazole-5-carboxylic acid ((S)-1-methyl-pyrrolidin-3-yl)-amide
318		2-(6-Chloro-benzothiazol-2-ylamino)-1-methyl-1H-benzoimidazole-5-carboxylic acid (1-methyl-piperidin-2-ylmethyl)-amide
319		2-(6-Chloro-benzothiazol-2-ylamino)-1-methyl-1H-benzoimidazole-5-carboxylic acid (1-methyl-piperidin-4-yl)-amide
320		2-(6-Chloro-benzothiazol-2-ylamino)-1-methyl-1H-benzoimidazole-5-carboxylic acid (1-methanesulfonyl-piperidin-4-yl)-amide
321		2-(6-Chloro-benzothiazol-2-ylamino)-1-methyl-1H-benzoimidazole-5-carboxylic acid morpholin-4-ylamide
322		1-Methyl-2-(6-trifluoromethoxy-benzothiazol-2-ylamino)-1H-benzoimidazole-5-carboxylic acid (2-methanesulfonylamino-ethyl)-amide

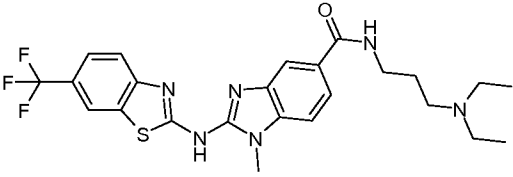
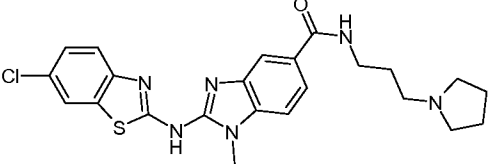
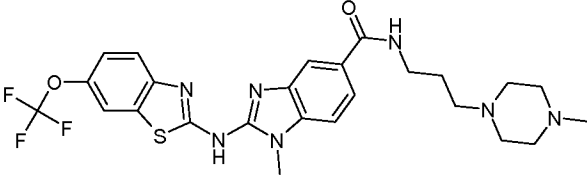
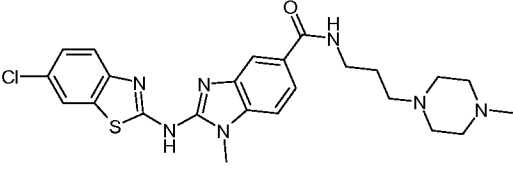
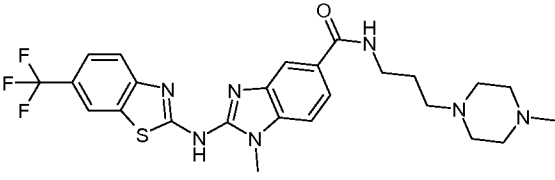
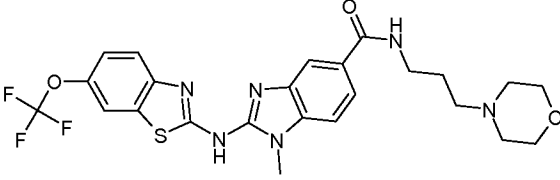
No.	Structure	Name
323		1-Methyl-2-(6-trifluoromethoxy-benzothiazol-2-ylamino)-1H-benzimidazole-5-carboxylic acid [2-(2-dimethylamino-acetyl-amino)-ethyl]-amide
324		2-(6-Chloro-benzothiazol-2-ylamino)-1-methyl-1H-benzimidazole-5-carboxylic acid [2-(2-dimethylamino-acetyl-amino)-ethyl]-amide
325		1-Methyl-2-(6-trifluoromethoxy-benzothiazol-2-ylamino)-1H-benzimidazole-5-carboxylic acid [2-(2-hydroxy-acetyl-amino)-ethyl]-amide
326		1-Methyl-2-(6-trifluoromethoxy-benzothiazol-2-ylamino)-1H-benzimidazole-5-carboxylic acid [2-((S)-2-hydroxy-propionyl-amino)-ethyl]-amide
327		1-Methyl-2-(6-trifluoromethoxy-benzothiazol-2-ylamino)-1H-benzimidazole-5-carboxylic acid (2-imidazol-1-yl-ethyl)-amide
328		1-Methyl-2-(6-trifluoromethoxy-benzothiazol-2-ylamino)-1H-benzimidazole-5-carboxylic acid (2-pyrazol-1-yl-ethyl)-amide

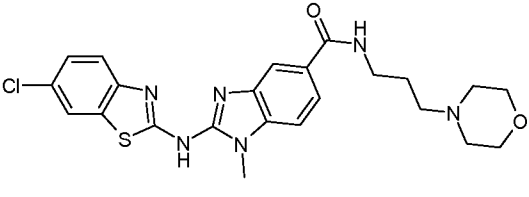
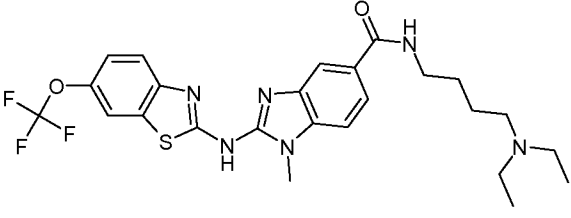
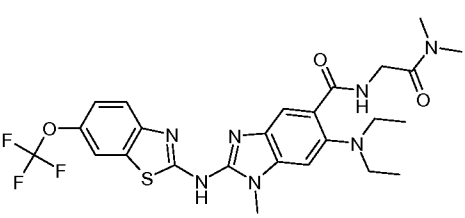
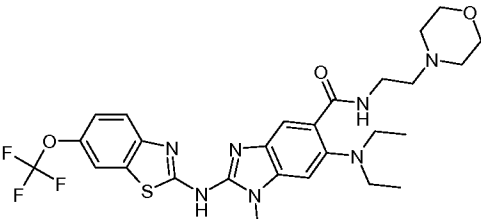
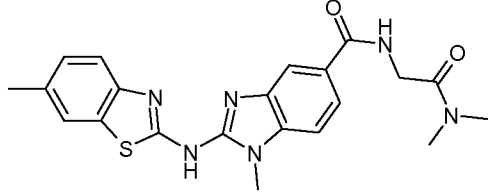
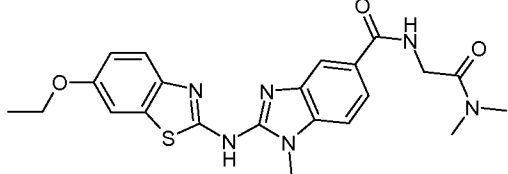
No.	Structure	Name
329		1-Methyl-2-(6-trifluoromethoxy-benzothiazol-2-ylamino)-1H-benzimidazole-5-carboxylic acid [2-(2-oxo-pyrrolidin-1-yl)-ethyl]-amide
330		1-Methyl-2-(6-trifluoromethoxy-benzothiazol-2-ylamino)-1H-benzimidazole-5-carboxylic acid [2-(2-oxo-imidazolidin-1-yl)-ethyl]-amide
331		2-(6-Chloro-benzothiazol-2-ylamino)-1-methyl-1H-benzimidazole-5-carboxylic acid [2-(3-oxo-piperazin-1-yl)-ethyl]-amide
332		2-(6-Chloro-benzothiazol-2-ylamino)-1-(2-methoxy-ethyl)-1H-benzimidazole-5-carboxylic acid [2-(3-oxo-piperazin-1-yl)-ethyl]-amide
333		1-Methyl-2-(6-trifluoromethoxy-benzothiazol-2-ylamino)-1H-benzimidazole-5-carboxylic acid (2-piperidin-1-yl-ethyl)-amide
334		2-(6-Chloro-benzothiazol-2-ylamino)-1-methyl-1H-benzimidazole-5-carboxylic acid (2-piperidin-1-yl-ethyl)-amide

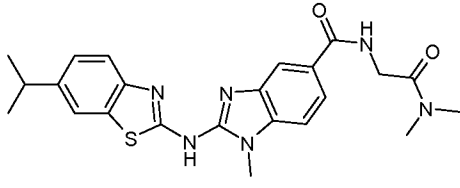
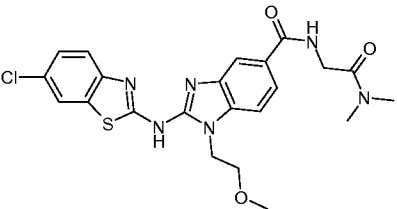
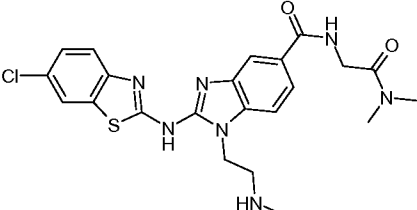
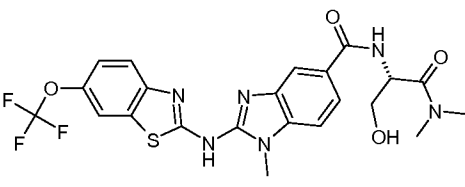
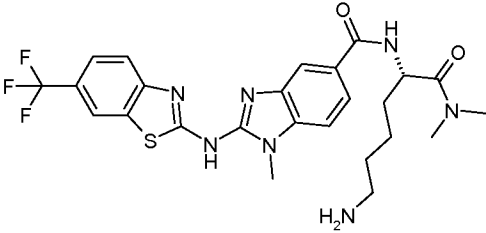
No.	Structure	Name
335		2-(6-Chloro-benzothiazol-2-ylamino)-1-methyl-1H-benzimidazole-5-carboxylic acid [2-(4,4-difluoro-piperidin-1-yl)-ethyl]-amide
336		2-(6-Chloro-benzothiazol-2-ylamino)-1-methyl-1H-benzimidazole-5-carboxylic acid [2-(3,3-difluoro-piperidin-1-yl)-ethyl]-amide
337		1-Methyl-2-(6-trifluoromethoxy-benzothiazol-2-ylamino)-1H-benzimidazole-5-carboxylic acid [2-(4-methyl-piperazin-1-yl)-ethyl]-amide
338		2-(6-Chloro-benzothiazol-2-ylamino)-1-methyl-1H-benzimidazole-5-carboxylic acid [2-(4-methyl-piperazin-1-yl)-ethyl]-amide
339		2-(6-Chloro-benzothiazol-2-ylamino)-1-methyl-1H-benzimidazole-5-carboxylic acid (2-piperazin-1-yl-ethyl)-amide hydrochloride
340		2-(6-Chloro-benzothiazol-2-ylamino)-1-methyl-1H-benzimidazole-5-carboxylic acid (2-morpholin-4-yl-ethyl)-amide

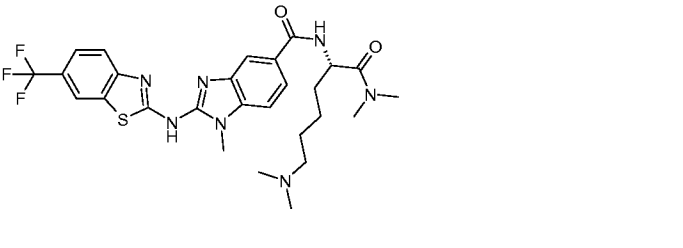
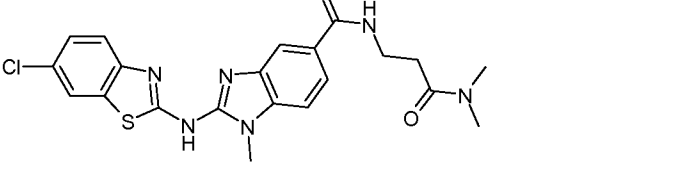
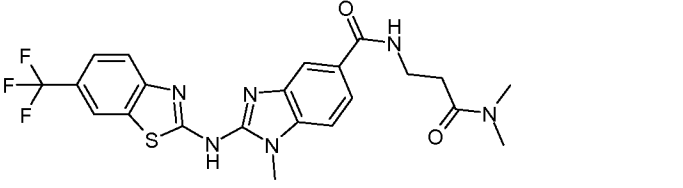
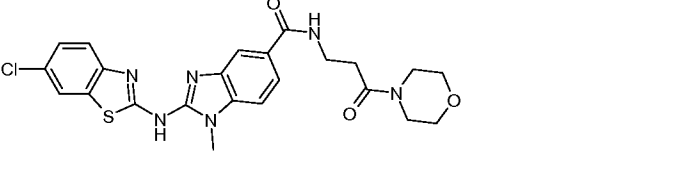
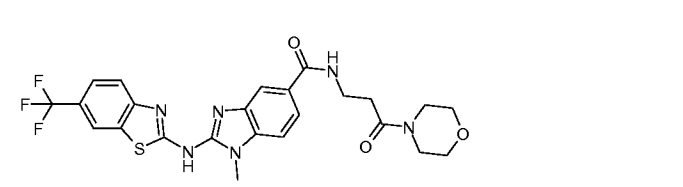
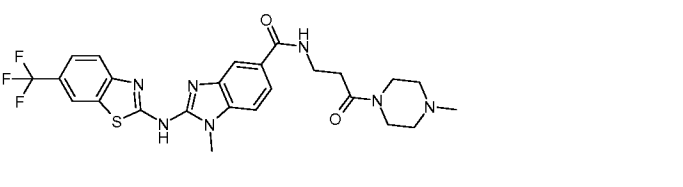
No.	Structure	Name
341		1-Methyl-2-(6-trifluoromethyl-benzothiazol-2-ylamino)-1H-benzimidazole-5-carboxylic acid (2-morpholin-4-yl-ethyl)-amide
342		1-Methyl-2-(6-trifluoromethoxy-benzothiazol-2-ylamino)-1H-benzimidazole-5-carboxylic acid [2-(1,1-dioxo-thiomorpholin-4-yl)-ethyl]-amide
343		2-(6-Chloro-benzothiazol-2-ylamino)-1-methyl-1H-benzimidazole-5-carboxylic acid (2-amino-ethyl)-amide hydrochloride
344		1-Methyl-2-(6-trifluoromethoxy-benzothiazol-2-ylamino)-1H-benzimidazole-5-carboxylic acid (3-amino-propyl)-amide hydrochloride
345		2-(6-Chloro-benzothiazol-2-ylamino)-1-methyl-1H-benzimidazole-5-carboxylic acid (3-amino-propyl)-amide hydrochloride
346		1-Methyl-2-(6-trifluoromethoxy-benzothiazol-2-ylamino)-1H-benzimidazole-5-carboxylic acid (4-amino-butyl)-amide hydrochloride

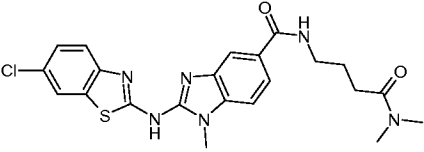
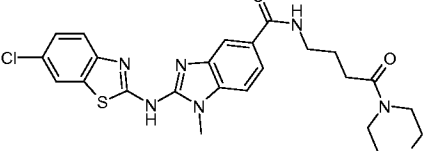
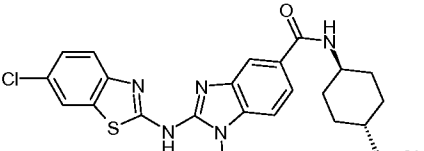
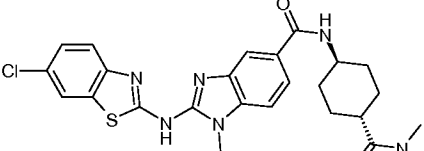
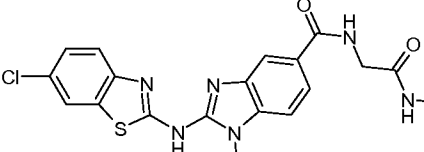
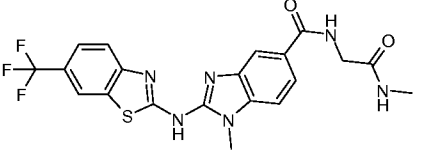
No.	Structure	Name
347		2-(6-Chloro-benzothiazol-2-ylamino)-1-methyl-1H-benzoimidazole-5-carboxylic acid (4-amino-butyl)-amide hydrochloride
348		1-Methyl-2-(6-trifluoromethoxy-benzothiazol-2-ylamino)-1H-benzoimidazole-5-carboxylic acid (3-dimethylamino-propyl)-amide
349		2-(6-Chloro-benzothiazol-2-ylamino)-1-methyl-1H-benzoimidazole-5-carboxylic acid (3-dimethylamino-propyl)-amide
350		1-Methyl-2-(6-trifluoromethyl-benzothiazol-2-ylamino)-1H-benzoimidazole-5-carboxylic acid (3-dimethylamino-propyl)-amide
351		1-Methyl-2-(6-trifluoromethoxy-benzothiazol-2-ylamino)-1H-benzoimidazole-5-carboxylic acid (3-diethylamino-propyl)-amide
352		2-(6-Chloro-benzothiazol-2-ylamino)-1-methyl-1H-benzoimidazole-5-carboxylic acid (3-diethylamino-propyl)-amide

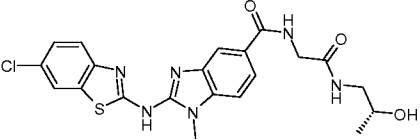
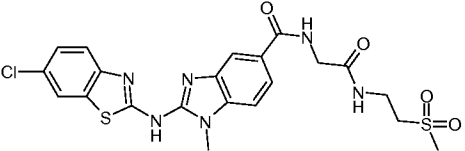
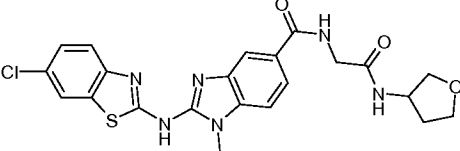
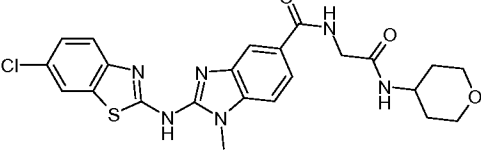
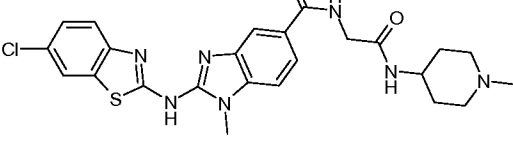
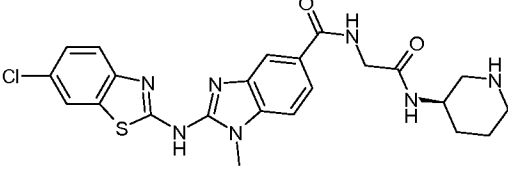
No.	Structure	Name
353		1-Methyl-2-(6-trifluoromethyl-benzothiazol-2-ylamino)-1H-benzimidazole-5-carboxylic acid (3-diethylamino-propyl)-amide
354		2-(6-Chloro-benzothiazol-2-ylamino)-1-methyl-1H-benzimidazole-5-carboxylic acid (3-pyrrolidin-1-yl-propyl)-amide
355		1-Methyl-2-(6-trifluoromethoxy-benzothiazol-2-ylamino)-1H-benzimidazole-5-carboxylic acid [3-(4-methyl-piperazin-1-yl)-propyl]-amide
356		2-(6-Chloro-benzothiazol-2-ylamino)-1-methyl-1H-benzimidazole-5-carboxylic acid [3-(4-methyl-piperazin-1-yl)-propyl]-amide
357		1-Methyl-2-(6-trifluoromethyl-benzothiazol-2-ylamino)-1H-benzimidazole-5-carboxylic acid [3-(4-methyl-piperazin-1-yl)-propyl]-amide
358		1-Methyl-2-(6-trifluoromethoxy-benzothiazol-2-ylamino)-1H-benzimidazole-5-carboxylic acid (3-morpholin-4-yl-propyl)-amide

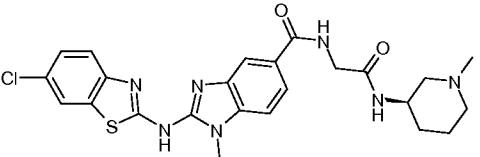
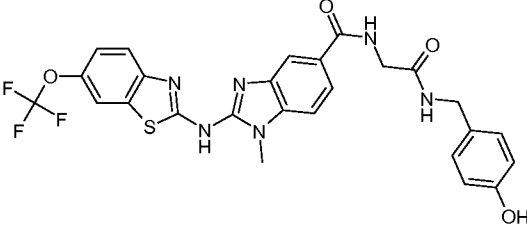
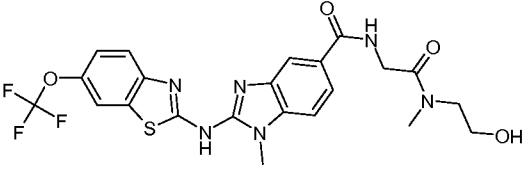
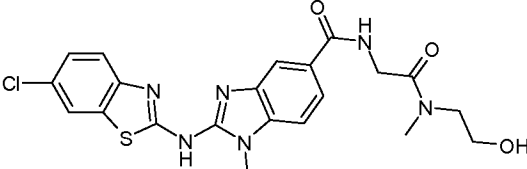
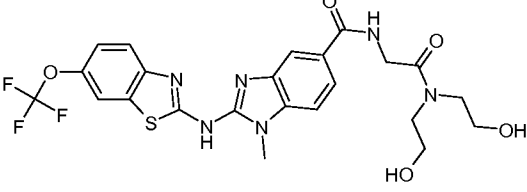
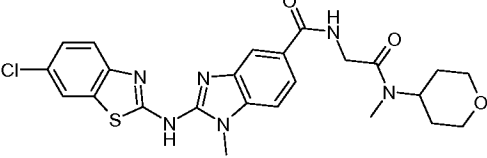
No.	Structure	Name
359		2-(6-Chloro-benzothiazol-2-ylamino)-1-methyl-1H-benzoimidazole-5-carboxylic acid (3-morpholin-4-yl-propyl)-amide
360		1-Methyl-2-(6-trifluoromethoxy-benzothiazol-2-ylamino)-1H-benzoimidazole-5-carboxylic acid (4-diethylamino-butyl)-amide
361		6-Diethylamino-1-methyl-2-(6-trifluoromethoxy-benzothiazol-2-ylamino)-1H-benzoimidazole-5-carboxylic acid dimethylcarbamoylmethylamide
362		6-Diethylamino-1-methyl-2-(6-trifluoromethoxy-benzothiazol-2-ylamino)-1H-benzoimidazole-5-carboxylic acid (2-morpholin-4-yl-ethyl)-amide
363		1-Methyl-2-(6-methyl-benzothiazol-2-ylamino)-1H-benzoimidazole-5-carboxylic acid dimethylcarbamoylmethylamide
364		2-(6-Ethoxy-benzothiazol-2-ylamino)-1-methyl-1H-benzoimidazole-5-carboxylic acid dimethylcarbamoylmethylamide

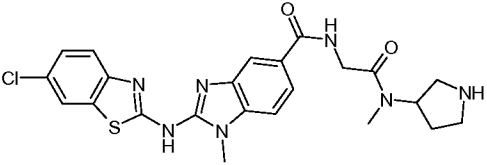
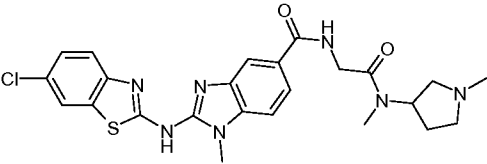
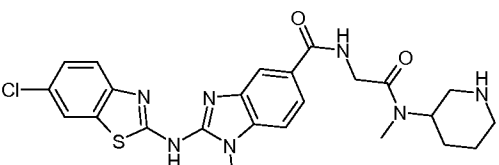
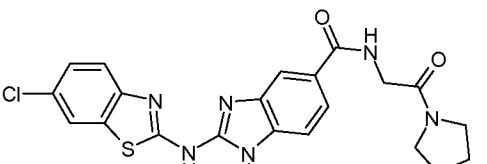
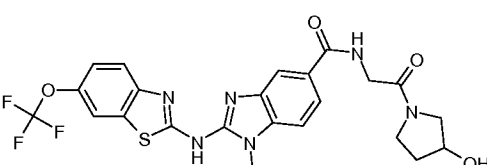
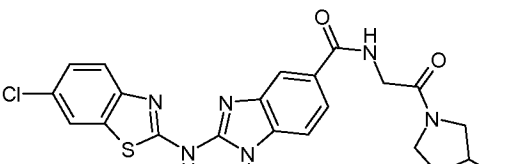
No.	Structure	Name
365		2-(6-Isopropyl-benzothiazol-2-ylamino)-1-methyl-1H-benzimidazole-5-carboxylic acid dimethylcarbamoylmethylamide
366		2-(6-Chloro-benzothiazol-2-ylamino)-1-(2-methoxyethyl)-1H-benzimidazole-5-carboxylic acid dimethylcarbamoylmethylamide
367		2-(6-Chloro-benzothiazol-2-ylamino)-1-(2-methylamino-ethyl)-1H-benzimidazole-5-carboxylic acid dimethylcarbamoylmethylamide hydrochloride
368		1-Methyl-2-(6-trifluoromethoxy-benzothiazol-2-ylamino)-1H-benzimidazole-5-carboxylic acid ((S)-1-dimethylcarbamoyl-2-hydroxy-ethyl)-amide
369		1-Methyl-2-(6-trifluoromethyl-benzothiazol-2-ylamino)-1H-benzimidazole-5-carboxylic acid ((S)-5-amino-1-dimethylcarbamoyl-pentyl)-amide hydrochloride

No.	Structure	Name
370		1-Methyl-2-(6-trifluoromethyl-benzothiazol-2-ylamino)-1H-benzimidazole-5-carboxylic acid ((S)-5-dimethylamino-1-dimethylcarbamoyl-pentyl)-amide
371		2-(6-Chloro-benzothiazol-2-ylamino)-1-methyl-1H-benzimidazole-5-carboxylic acid (2-dimethylcarbamoyl-ethyl)-amide
372		1-Methyl-2-(6-trifluoromethyl-benzothiazol-2-ylamino)-1H-benzimidazole-5-carboxylic acid (2-dimethylcarbamoyl-ethyl)-amide
373		2-(6-Chloro-benzothiazol-2-ylamino)-1-methyl-1H-benzimidazole-5-carboxylic acid (3-morpholin-4-yl-3-oxo-propyl)-amide
374		1-Methyl-2-(6-trifluoromethyl-benzothiazol-2-ylamino)-1H-benzimidazole-5-carboxylic acid (3-morpholin-4-yl-3-oxo-propyl)-amide
375		1-Methyl-2-(6-trifluoromethyl-benzothiazol-2-ylamino)-1H-benzimidazole-5-carboxylic acid [3-(4-methyl-piperazin-1-yl)-3-oxo-propyl]-amide

No.	Structure	Name
376		2-(6-Chloro-benzothiazol-2-ylamino)-1-methyl-1H-benzimidazole-5-carboxylic acid (3-dimethylcarbamoyl-propyl)-amide
377		2-(6-Chloro-benzothiazol-2-ylamino)-1-methyl-1H-benzimidazole-5-carboxylic acid [4-(4-methyl-piperazin-1-yl)-4-oxo-butyl]-amide
378		4-[[2-(6-Chloro-benzothiazol-2-ylamino)-1-methyl-1H-benzimidazole-5-carboxyl]-amino}- <i>trans</i> -cyclohexanecarboxylic acid
379		2-(6-Chloro-benzothiazol-2-ylamino)-1-methyl-1H-benzimidazole-5-carboxylic acid (4- <i>trans</i> -dimethylcarbamoyl-cyclohexyl)-amide
380		2-(6-Chloro-benzothiazol-2-ylamino)-1-methyl-1H-benzimidazole-5-carboxylic acid methylcarbamoylmethylamide
381		1-Methyl-2-(6-trifluoromethyl-benzothiazol-2-ylamino)-1H-benzimidazole-5-carboxylic acid methylcarbamoylmethylamide

No.	Structure	Name
382		2-(6-Chloro-benzothiazol-2-ylamino)-1-methyl-1H-benzimidazole-5-carboxylic acid [(R)-2-hydroxy-propylcarbamoyl]-methyl]-amide
383		2-(6-Chloro-benzothiazol-2-ylamino)-1-methyl-1H-benzimidazole-5-carboxylic acid [(2-methanesulfonyl-ethylcarbamoyl)-methyl]-amide
384		2-(6-Chloro-benzothiazol-2-ylamino)-1-methyl-1H-benzimidazole-5-carboxylic acid [(tetrahydro-furan-3-ylcarbamoyl)-methyl]-amide
385		2-(6-Chloro-benzothiazol-2-ylamino)-1-methyl-1H-benzimidazole-5-carboxylic acid [(tetrahydro-pyran-4-ylcarbamoyl)-methyl]-amide
386		2-(6-Chloro-benzothiazol-2-ylamino)-1-methyl-1H-benzimidazole-5-carboxylic acid [(1-methyl-piperidin-4-ylcarbamoyl)-methyl]-amide
387		2-(6-Chloro-benzothiazol-2-ylamino)-1-methyl-1H-benzimidazole-5-carboxylic acid ((R)-piperidin-3-ylcarbamoylmethyl)-amide hydrochloride

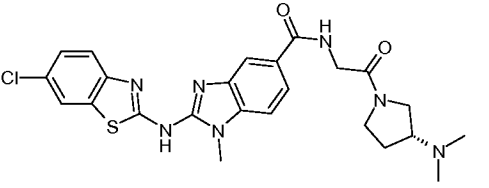
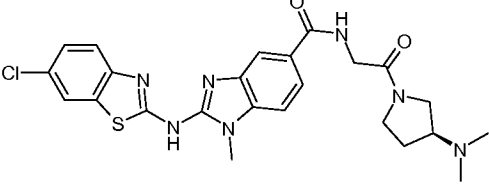
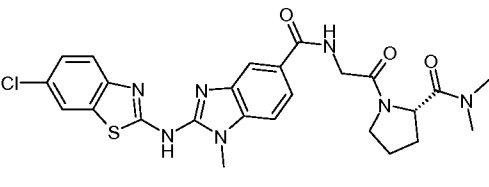
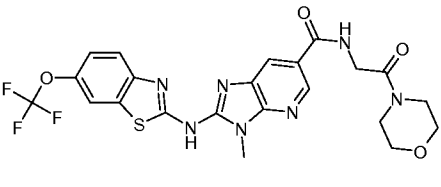
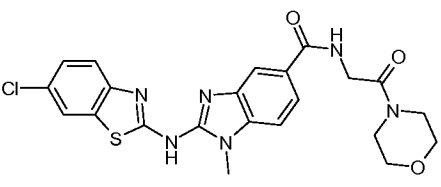
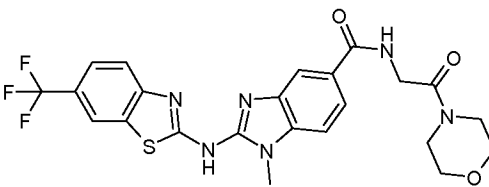
No.	Structure	Name
388		2-(6-Chloro-benzothiazol-2-ylamino)-1-methyl-1H-benzoimidazole-5-carboxylic acid [(R)-1-methyl-piperidin-3-ylcarbamoyl]-methyl]-amide
389		1-Methyl-2-(6-trifluoromethoxy-benzothiazol-2-ylamino)-1H-benzoimidazole-5-carboxylic acid [(4-hydroxy-benzylcarbamoyl)-methyl]-amide
390		1-Methyl-2-(6-trifluoromethoxy-benzothiazol-2-ylamino)-1H-benzoimidazole-5-carboxylic acid {(2-hydroxy-ethyl)-methyl-carbamoyl]-methyl}-amide
391		2-(6-Chloro-benzothiazol-2-ylamino)-1-methyl-1H-benzoimidazole-5-carboxylic acid {(2-hydroxy-ethyl)-methyl-carbamoyl]-methyl}-amide
392		1-Methyl-2-(6-trifluoromethoxy-benzothiazol-2-ylamino)-1H-benzoimidazole-5-carboxylic acid {[bis-(2-hydroxy-ethyl)-carbamoyl]-methyl}-amide
393		2-(6-Chloro-benzothiazol-2-ylamino)-1-methyl-1H-benzoimidazole-5-carboxylic acid {[methyl-(tetrahydro-pyran-4-yl)-carbamoyl]-methyl}-amide

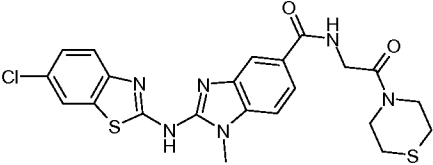
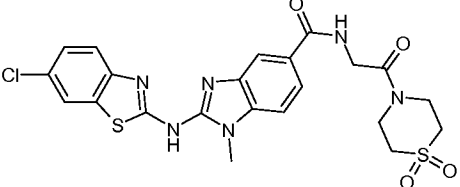
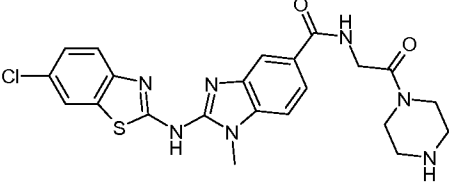
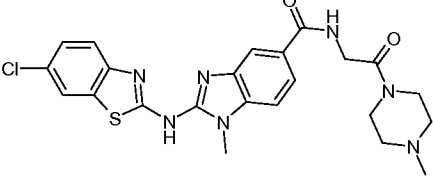
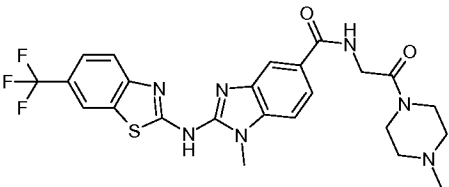
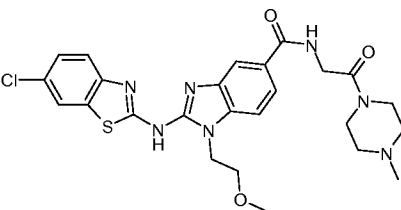
No.	Structure	Name
394		2-(6-Chloro-benzothiazol-2-ylamino)-1-methyl-1H-benzoimidazole-5-carboxylic acid [(methyl-pyrrolidin-3-yl-carbamoyl)-methyl]-amide hydrochloride
395		2-(6-Chloro-benzothiazol-2-ylamino)-1-methyl-1H-benzoimidazole-5-carboxylic acid {[methyl-(1-methyl-pyrrolidin-3-yl)-carbamoyl]-methyl}-amide
396		2-(6-Chloro-benzothiazol-2-ylamino)-1-methyl-1H-benzoimidazole-5-carboxylic acid [(methyl-piperidin-3-yl-carbamoyl)-methyl]-amide hydrochloride
397		2-(6-Chloro-benzothiazol-2-ylamino)-1-methyl-1H-benzoimidazole-5-carboxylic acid (2-oxo-2-pyrrolidin-1-yl-ethyl)-amide
398		1-Methyl-2-(6-trifluoromethoxy-benzothiazol-2-ylamino)-1H-benzoimidazole-5-carboxylic acid [2-(3-hydroxy-pyrrolidin-1-yl)-2-oxo-ethyl]-amide
399		2-(6-Chloro-benzothiazol-2-ylamino)-1-methyl-1H-benzoimidazole-5-carboxylic acid [2-(3-hydroxy-pyrrolidin-1-yl)-2-oxo-ethyl]-amide

No.	Structure	Name
400		2-(6-Chloro-benzothiazol-2-ylamino)-1-methyl-1H-benzoimidazole-5-carboxylic acid [2-((R)-3-hydroxy-pyrrolidin-1-yl)-2-oxo-ethyl]-amide
401		2-(6-Chloro-benzothiazol-2-ylamino)-1-methyl-1H-benzoimidazole-5-carboxylic acid [2-((S)-3-hydroxy-pyrrolidin-1-yl)-2-oxo-ethyl]-amide
402		1-Methyl-2-(6-trifluoromethyl-benzothiazol-2-ylamino)-1H-benzoimidazole-5-carboxylic acid [2-((R)-3-hydroxy-pyrrolidin-1-yl)-2-oxo-ethyl]-amide
403		1-Methyl-2-(6-trifluoromethyl-benzothiazol-2-ylamino)-1H-benzoimidazole-5-carboxylic acid [2-((S)-3-hydroxy-pyrrolidin-1-yl)-2-oxo-ethyl]-amide
404		2-(6-Chloro-benzothiazol-2-ylamino)-1-(2-methoxy-ethyl)-1H-benzoimidazole-5-carboxylic acid [2-((R)-3-hydroxy-pyrrolidin-1-yl)-2-oxo-ethyl]-amide
405		2-(6-Chloro-benzothiazol-2-ylamino)-1-(2-methoxy-ethyl)-1H-benzoimidazole-5-carboxylic acid [2-((S)-3-hydroxy-pyrrolidin-1-yl)-2-oxo-ethyl]-amide

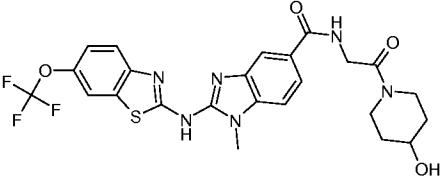
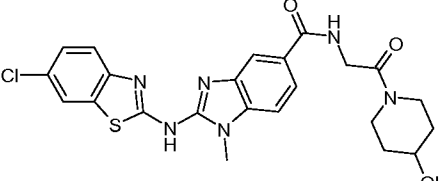
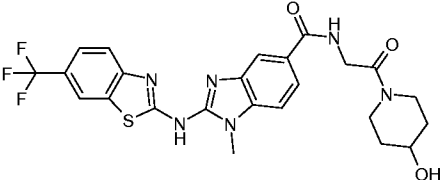
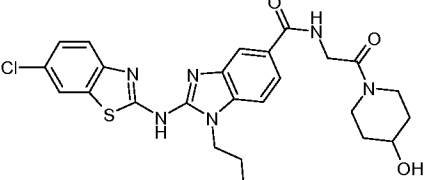
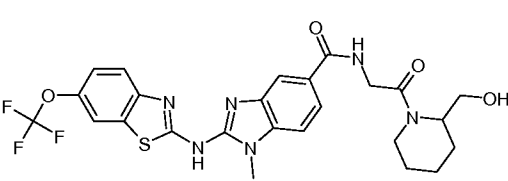
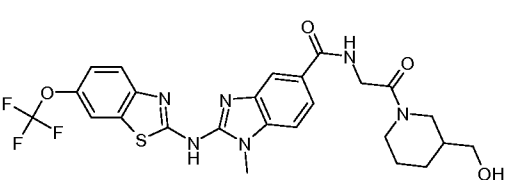
No.	Structure	Name
406		1-Methyl-2-(6-trifluoromethoxy-benzothiazol-2-ylamino)-1H-benzimidazole-5-carboxylic acid [2-((S)-2-hydroxymethyl-pyrrolidin-1-yl)-2-oxo-ethyl]-amide
407		1-Methyl-2-(6-trifluoromethoxy-benzothiazol-2-ylamino)-1H-benzimidazole-5-carboxylic acid [2-((3S,4S)-3,4-dihydroxy-pyrrolidin-1-yl)-2-oxo-ethyl]-amide
408		2-(6-Chloro-benzothiazol-2-ylamino)-1-methyl-1H-benzimidazole-5-carboxylic acid [2-((R)-3-methoxy-pyrrolidin-1-yl)-2-oxo-ethyl]-amide
409		2-(6-Chloro-benzothiazol-2-ylamino)-1-methyl-1H-benzimidazole-5-carboxylic acid [2-((S)-3-methoxy-pyrrolidin-1-yl)-2-oxo-ethyl]-amide
410		1-Methyl-2-(6-trifluoromethyl-benzothiazol-2-ylamino)-1H-benzimidazole-5-carboxylic acid [2-((S)-3-methoxy-pyrrolidin-1-yl)-2-oxo-ethyl]-amide
411		2-(6-Chloro-benzothiazol-2-ylamino)-1-methyl-1H-benzimidazole-5-carboxylic acid [2-((S)-3-amino-pyrrolidin-1-yl)-2-oxo-ethyl]-amide hydrochloride

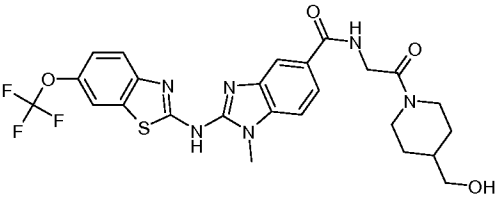
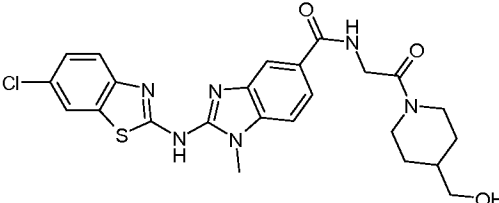
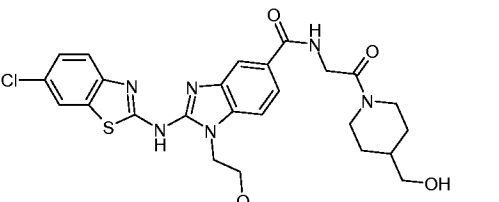
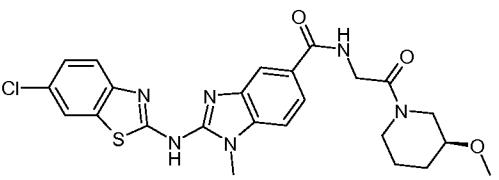
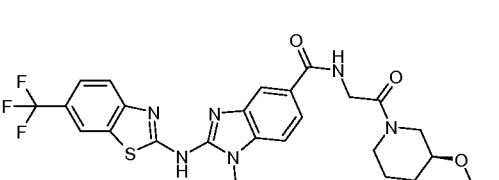
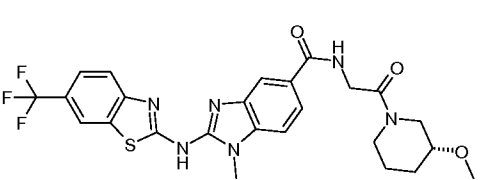
No.	Structure	Name
412		1-Methyl-2-(6-trifluoromethoxy-benzothiazol-2-ylamino)-1H-benzoimidazole-5-carboxylic acid [2-((S)-3-amino-pyrrolidin-1-yl)-2-oxo-ethyl]-amide hydrochloride
413		1-Methyl-2-(6-trifluoromethoxy-benzothiazol-2-ylamino)-1H-benzoimidazole-5-carboxylic acid [2-((R)-3-methylamino-pyrrolidin-1-yl)-2-oxo-ethyl]-amide hydrochloride
414		1-Methyl-2-(6-trifluoromethoxy-benzothiazol-2-ylamino)-1H-benzoimidazole-5-carboxylic acid [2-((S)-3-methylamino-pyrrolidin-1-yl)-2-oxo-ethyl]-amide hydrochloride
415		1-Methyl-2-(6-trifluoromethoxy-benzothiazol-2-ylamino)-1H-benzoimidazole-5-carboxylic acid [2-((R)-3-dimethylamino-pyrrolidin-1-yl)-2-oxo-ethyl]-amide
416		1-Methyl-2-(6-trifluoromethoxy-benzothiazol-2-ylamino)-1H-benzoimidazole-5-carboxylic acid [2-((S)-3-dimethylamino-pyrrolidin-1-yl)-2-oxo-ethyl]-amide

No.	Structure	Name
417		2-(6-Chloro-benzothiazol-2-ylamino)-1-methyl-1H-benzoimidazole-5-carboxylic acid [2-((R)-3-dimethylamino-pyrrolidin-1-yl)-2-oxo-ethyl]-amide
418		2-(6-Chloro-benzothiazol-2-ylamino)-1-methyl-1H-benzoimidazole-5-carboxylic acid [2-((S)-3-dimethylamino-pyrrolidin-1-yl)-2-oxo-ethyl]-amide
419		2-(6-Chloro-benzothiazol-2-ylamino)-1-methyl-1H-benzoimidazole-5-carboxylic acid [2-((S)-2-dimethylcarbamoyl-pyrrolidin-1-yl)-2-oxo-ethyl]-amide
420		3-Methyl-2-(6-trifluoromethoxy-benzothiazol-2-ylamino)-3H-imidazo[4,5-b]pyridine-6-carboxylic acid (2-morpholin-4-yl-2-oxo-ethyl)-amide
421		2-(6-Chloro-benzothiazol-2-ylamino)-1-methyl-1H-benzoimidazole-5-carboxylic acid (2-morpholin-4-yl-2-oxo-ethyl)-amide
422		1-Methyl-2-(6-trifluoromethyl-benzothiazol-2-ylamino)-1H-benzoimidazole-5-carboxylic acid (2-morpholin-4-yl-2-oxo-ethyl)-amide

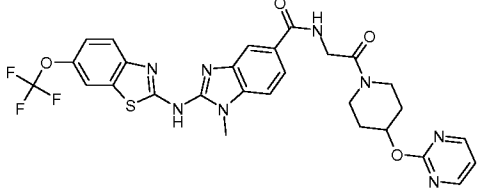
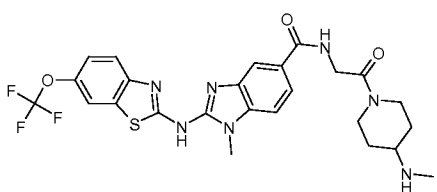
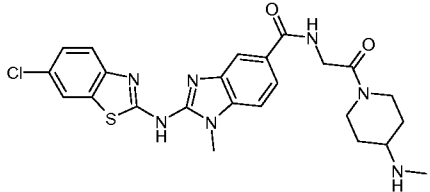
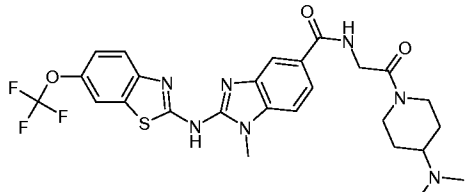
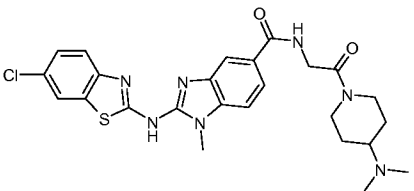
No.	Structure	Name
423		2-(6-Chloro-benzothiazol-2-ylamino)-1-methyl-1H-benzoimidazole-5-carboxylic acid (2-oxo-2-thiomorpholin-4-yl-ethyl)-amide
424		2-(6-Chloro-benzothiazol-2-ylamino)-1-methyl-1H-benzoimidazole-5-carboxylic acid [2-(1,1-dioxo-thiomorpholin-4-yl)-2-oxo-ethyl]-amide
425		2-(6-Chloro-benzothiazol-2-ylamino)-1-methyl-1H-benzoimidazole-5-carboxylic acid (2-oxo-2-piperazin-1-yl-ethyl)-amide hydrochloride
426		2-(6-Chloro-benzothiazol-2-ylamino)-1-methyl-1H-benzoimidazole-5-carboxylic acid [2-(4-methyl-piperazin-1-yl)-2-oxo-ethyl]-amide
427		1-Methyl-2-(6-trifluoromethyl-benzothiazol-2-ylamino)-1H-benzoimidazole-5-carboxylic acid [2-(4-methyl-piperazin-1-yl)-2-oxo-ethyl]-amide
428		2-(6-Chloro-benzothiazol-2-ylamino)-1-(2-methoxy-ethyl)-1H-benzoimidazole-5-carboxylic acid [2-(4-methyl-piperazin-1-yl)-2-oxo-ethyl]-amide

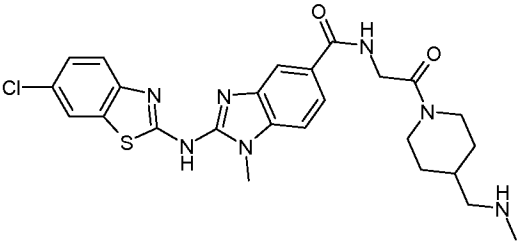
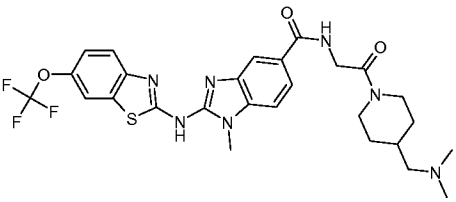
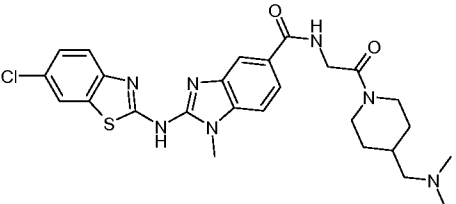
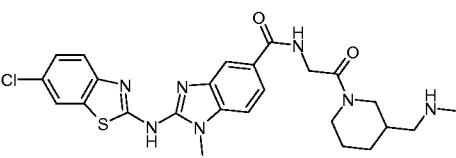
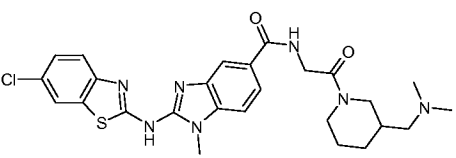
No.	Structure	Name
429		2-(6-Chloro-benzothiazol-2-ylamino)-1-methyl-1H-benzimidazole-5-carboxylic acid [2-(4-methanesulfonyl-piperazin-1-yl)-2-oxo-ethyl]-amide
430		2-(6-Chloro-benzothiazol-2-ylamino)-1-methyl-1H-benzimidazole-5-carboxylic acid [2-(4-dimethylsulfamoyl-piperazin-1-yl)-2-oxo-ethyl]-amide
431		1-Methyl-2-(6-trifluoromethoxy-benzothiazol-2-ylamino)-1H-benzimidazole-5-carboxylic acid [2-(3-hydroxy-piperidin-1-yl)-2-oxo-ethyl]-amide
432		1-Methyl-2-(6-trifluoromethyl-benzothiazol-2-ylamino)-1H-benzimidazole-5-carboxylic acid [2-((R)-3-hydroxy-piperidin-1-yl)-2-oxo-ethyl]-amide
433		2-(6-Chloro-benzothiazol-2-ylamino)-1-methyl-1H-benzimidazole-5-carboxylic acid [2-((S)-3-hydroxy-piperidin-1-yl)-2-oxo-ethyl]-amide
434		1-Methyl-2-(6-trifluoromethyl-benzothiazol-2-ylamino)-1H-benzimidazole-5-carboxylic acid [2-((S)-3-hydroxy-piperidin-1-yl)-2-oxo-ethyl]-amide

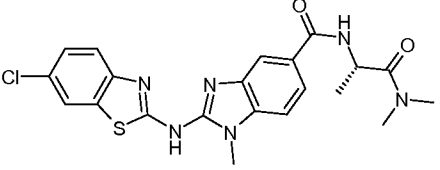
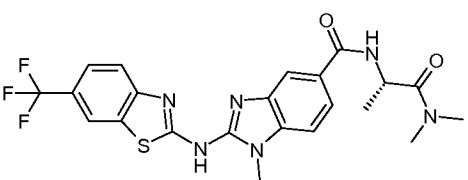
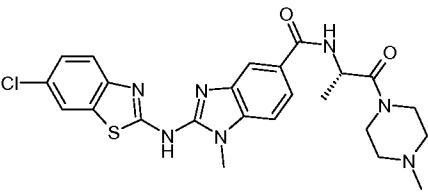
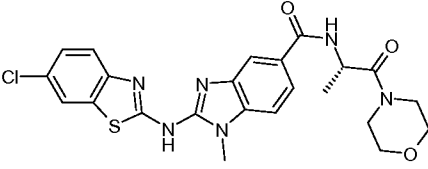
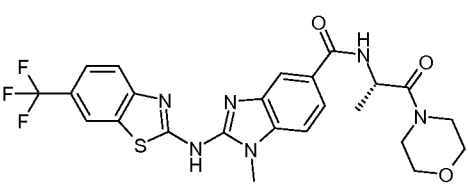
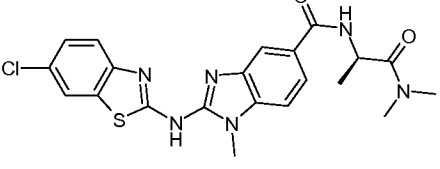
No.	Structure	Name
435		1-Methyl-2-(6-trifluoromethoxy-benzothiazol-2-ylamino)-1H-benzimidazole-5-carboxylic acid [2-(4-hydroxy-piperidin-1-yl)-2-oxo-ethyl]-amide
436		2-(6-Chloro-benzothiazol-2-ylamino)-1-methyl-1H-benzimidazole-5-carboxylic acid [2-(4-hydroxy-piperidin-1-yl)-2-oxo-ethyl]-amide
437		1-Methyl-2-(6-trifluoromethyl-benzothiazol-2-ylamino)-1H-benzimidazole-5-carboxylic acid [2-(4-hydroxy-piperidin-1-yl)-2-oxo-ethyl]-amide
438		2-(6-Chloro-benzothiazol-2-ylamino)-1-(2-methoxy-ethyl)-1H-benzimidazole-5-carboxylic acid [2-(4-hydroxy-piperidin-1-yl)-2-oxo-ethyl]-amide
439		1-Methyl-2-(6-trifluoromethoxy-benzothiazol-2-ylamino)-1H-benzimidazole-5-carboxylic acid [2-(2-hydroxymethyl-piperidin-1-yl)-2-oxo-ethyl]-amide
440		1-Methyl-2-(6-trifluoromethoxy-benzothiazol-2-ylamino)-1H-benzimidazole-5-carboxylic acid [2-(3-hydroxymethyl-piperidin-1-yl)-2-oxo-ethyl]-amide

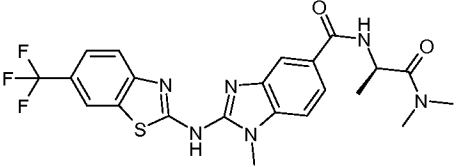
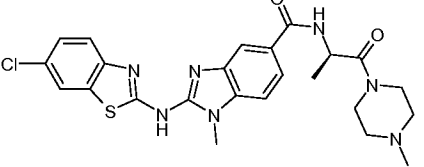
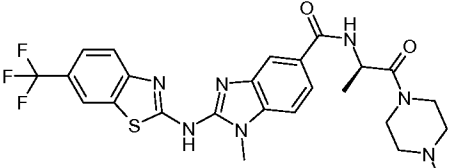
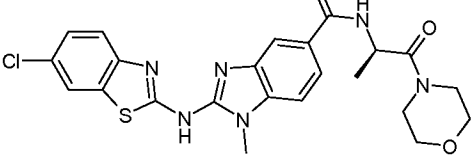
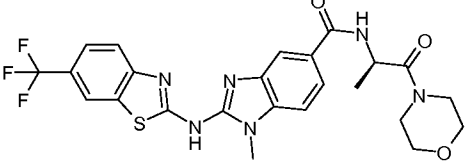
No.	Structure	Name
441		1-Methyl-2-(6-trifluoromethoxy-benzothiazol-2-ylamino)-1H-benzimidazole-5-carboxylic acid [2-(4-hydroxymethyl-piperidin-1-yl)-2-oxo-ethyl]-amide
442		2-(6-Chloro-benzothiazol-2-ylamino)-1-methyl-1H-benzimidazole-5-carboxylic acid [2-(4-hydroxymethyl-piperidin-1-yl)-2-oxo-ethyl]-amide
443		2-(6-Chloro-benzothiazol-2-ylamino)-1-(2-methoxy-ethyl)-1H-benzimidazole-5-carboxylic acid [2-(4-hydroxymethyl-piperidin-1-yl)-2-oxo-ethyl]-amide
444		2-(6-Chloro-benzothiazol-2-ylamino)-1-methyl-1H-benzimidazole-5-carboxylic acid [2-((S)-3-methoxy-piperidin-1-yl)-2-oxo-ethyl]-amide
445		1-Methyl-2-(6-trifluoromethyl-benzothiazol-2-ylamino)-1H-benzimidazole-5-carboxylic acid [2-((S)-3-methoxy-piperidin-1-yl)-2-oxo-ethyl]-amide
446		1-Methyl-2-(6-trifluoromethyl-benzothiazol-2-ylamino)-1H-benzimidazole-5-carboxylic acid [2-((R)-3-methoxy-piperidin-1-yl)-2-oxo-ethyl]-amide

No.	Structure	Name
447		1-Methyl-2-(6-trifluoromethoxy-benzothiazol-2-ylamino)-1H-benzimidazole-5-carboxylic acid [2-(4-methoxymethyl-piperidin-1-yl)-2-oxo-ethyl]-amide
448		1-Methyl-2-(6-trifluoromethoxy-benzothiazol-2-ylamino)-1H-benzimidazole-5-carboxylic acid [2-(4-fluoromethyl-piperidin-1-yl)-2-oxo-ethyl]-amide
449		1-Methyl-2-(6-trifluoromethoxy-benzothiazol-2-ylamino)-1H-benzimidazole-5-carboxylic acid [2-oxo-2-(4-trifluoromethyl-piperidin-1-yl)-ethyl]-amide
450		1-Methyl-2-(6-trifluoromethoxy-benzothiazol-2-ylamino)-1H-benzimidazole-5-carboxylic acid [2-(4-cyano-piperidin-1-yl)-2-oxo-ethyl]-amide
451		1-Methyl-2-(6-trifluoromethoxy-benzothiazol-2-ylamino)-1H-benzimidazole-5-carboxylic acid [2-(4-carbamoyl-piperidin-1-yl)-2-oxo-ethyl]-amide

No.	Structure	Name
452		1-Methyl-2-(6-trifluoromethoxy-benzothiazol-2-ylamino)-1H-benzimidazole-5-carboxylic acid {2-oxo-2-[4-(pyrimidin-2-yloxy)-piperidin-1-yl]-ethyl}-amide
453		1-Methyl-2-(6-trifluoromethoxy-benzothiazol-2-ylamino)-1H-benzimidazole-5-carboxylic acid [2-(4-methylamino-piperidin-1-yl)-2-oxo-ethyl]-amide hydrochloride
454		2-(6-Chloro-benzothiazol-2-ylamino)-1-methyl-1H-benzimidazole-5-carboxylic acid [2-(4-methylamino-piperidin-1-yl)-2-oxo-ethyl]-amide hydrochloride
455		1-Methyl-2-(6-trifluoromethoxy-benzothiazol-2-ylamino)-1H-benzimidazole-5-carboxylic acid [2-(4-dimethylamino-piperidin-1-yl)-2-oxo-ethyl]-amide
456		2-(6-Chloro-benzothiazol-2-ylamino)-1-methyl-1H-benzimidazole-5-carboxylic acid [2-(4-dimethylamino-piperidin-1-yl)-2-oxo-ethyl]-amide

No.	Structure	Name
457		2-(6-Chloro-benzothiazol-2-ylamino)-1-methyl-1H-benzoimidazole-5-carboxylic acid [2-(4-methylaminomethyl-piperidin-1-yl)-2-oxoethyl]-amide hydrochloride
458		1-Methyl-2-(6-trifluoromethoxy-benzothiazol-2-ylamino)-1H-benzoimidazole-5-carboxylic acid [2-(4-dimethylaminomethyl-piperidin-1-yl)-2-oxoethyl]-amide
459		2-(6-Chloro-benzothiazol-2-ylamino)-1-methyl-1H-benzoimidazole-5-carboxylic acid [2-(4-dimethylaminomethyl-piperidin-1-yl)-2-oxoethyl]-amide
460		2-(6-Chloro-benzothiazol-2-ylamino)-1-methyl-1H-benzoimidazole-5-carboxylic acid [2-(3-methylaminomethyl-piperidin-1-yl)-2-oxoethyl]-amid hydrochloride
461		2-(6-Chloro-benzothiazol-2-ylamino)-1-methyl-1H-benzoimidazole-5-carboxylic acid [2-(3-dimethylaminomethyl-piperidin-1-yl)-2-oxoethyl]-amide

No.	Structure	Name
462		2-(6-Chloro-benzothiazol-2-ylamino)-1-methyl-1H-benzoimidazole-5-carboxylic acid ((S)-1-dimethylcarbamoyl-ethyl)-amide
463		1-Methyl-2-(6-trifluoromethyl-benzothiazol-2-ylamino)-1H-benzoimidazole-5-carboxylic acid ((S)-1-dimethylcarbamoyl-ethyl)-amide
464		2-(6-Chloro-benzothiazol-2-ylamino)-1-methyl-1H-benzoimidazole-5-carboxylic acid [(S)-1-methyl-2-(4-methylpiperazin-1-yl)-2-oxoethyl]-amide
465		2-(6-Chloro-benzothiazol-2-ylamino)-1-methyl-1H-benzoimidazole-5-carboxylic acid ((S)-1-methyl-2-morpholin-4-yl-2-oxoethyl)-amide
466		1-Methyl-2-(6-trifluoromethyl-benzothiazol-2-ylamino)-1H-benzoimidazole-5-carboxylic acid ((S)-1-methyl-2-morpholin-4-yl-2-oxoethyl)-amide
467		2-(6-Chloro-benzothiazol-2-ylamino)-1-methyl-1H-benzoimidazole-5-carboxylic acid ((R)-1-dimethylcarbamoyl-ethyl)-amide

No.	Structure	Name
468		1-Methyl-2-(6-trifluoromethyl-benzothiazol-2-ylamino)-1H-benzimidazole-5-carboxylic acid ((R)-1-dimethylcarbamoyl-ethyl)-amide
469		2-(6-Chloro-benzothiazol-2-ylamino)-1-methyl-1H-benzimidazole-5-carboxylic acid [(R)-1-methyl-2-(4-methyl-piperazin-1-yl)-2-oxo-ethyl]-amide
470		1-Methyl-2-(6-trifluoromethyl-benzothiazol-2-ylamino)-1H-benzimidazole-5-carboxylic acid [(R)-1-methyl-2-(4-methyl-piperazin-1-yl)-2-oxo-ethyl]-amide
471		2-(6-Chloro-benzothiazol-2-ylamino)-1-methyl-1H-benzimidazole-5-carboxylic acid ((R)-1-methyl-2-morpholin-4-yl-2-oxo-ethyl)-amide
472		1-Methyl-2-(6-trifluoromethyl-benzothiazol-2-ylamino)-1H-benzimidazole-5-carboxylic acid ((R)-1-methyl-2-morpholin-4-yl-2-oxo-ethyl)-amide

Compounds that increase levels or activity of HMOX1 are potentially useful in treating diseases or conditions that may be associated at least in part with oxidative stress such as, but not limited to, cardiovascular disease including arteriosclerosis and hypertension; diabetes and diabetic related complications such as glomerular

nephropathy; cerebral nerve degenerative diseases such as Alzheimers disease, Parkinson's disease, ALS (amyotrophic lateral sclerosis) and multiple sclerosis; asthma; chronic obstructive pulmonary disease; skin diseases; eye diseases including macular degeneration, cataracts, light retinopathy, and retinopathy of prematurity; and cancer.

5 The compounds of Formula (I) or pharmaceutically acceptable salts thereof may therefore be useful in the treatment of one or more of these diseases.

 In one embodiment, the present invention provides a pharmaceutical composition comprising the compound of Formula (I) or a pharmaceutically acceptable salt thereof. In another embodiment, the present invention provides a pharmaceutical composition
10 comprising a compound (or salt) of any one of embodiments 1 to 271 (recited above). In another embodiment, the pharmaceutical composition comprises a compound (or salt) of any one of embodiments 1 to 271 and a pharmaceutically acceptable carrier, excipient, diluent, or a mixture thereof.

 In an embodiment, the pharmaceutical compositions containing a compound of
15 Formula (I) or a pharmaceutically acceptable salt thereof may be in a form suitable for oral use, for example, as tablets, troches, lozenges, aqueous, or oily suspensions, dispersible powders or granules, emulsions, hard or soft capsules, or syrups or elixirs. Compositions intended for oral use may be prepared according to any known method, and such compositions may contain one or more agents selected from the group
20 consisting of sweetening agents, flavoring agents, coloring agents, and preserving agents in order to provide pharmaceutically elegant and palatable preparations. Tablets may contain the active ingredient in admixture with non-toxic pharmaceutically-acceptable excipients which are suitable for the manufacture of tablets. These excipients may be for example, inert diluents, such as calcium carbonate, sodium
25 carbonate, lactose, calcium phosphate or sodium phosphate; granulating and disintegrating agents, for example corn starch or alginic acid; binding agents, for example, starch, gelatin or acacia; and lubricating agents, for example magnesium stearate, stearic acid or talc. The tablets may be uncoated or they may be coated by known techniques to delay disintegration and absorption in the gastrointestinal tract and
30 thereby provide a sustained action over a longer period. For example, a time delay material such as glyceryl monostearate or glyceryl distearate may be employed. They may also be coated by the techniques described in U.S. Patent Nos. 4,356,108; 4,166,452; and 4,265,874, to form osmotic therapeutic tablets for controlled release.

In another embodiment, formulations for oral use may also be presented as hard gelatin capsules where the active ingredient is mixed with an inert solid diluent, for example, calcium carbonate, calcium phosphate or kaolin, or a soft gelatin capsules wherein the active ingredient is mixed with water or an oil medium, for example peanut oil, liquid paraffin, or olive oil.

In another embodiment, the composition may comprise an aqueous suspension. Aqueous suspensions may contain the active compounds in an admixture with excipients suitable for the manufacture of aqueous suspensions. Such excipients are suspending agents, for example sodium carboxymethylcellulose, methylcellulose, hydroxypropylmethylcellulose, sodium alginate, polyvinylpyrrolidone, gum tragacanth and gum acacia; dispersing or wetting agents may be a naturally-occurring phosphatide such as lecithin, or condensation products of an alkylene oxide with fatty acids, for example polyoxyethylene stearate, or condensation products of ethylene oxide with long chain aliphatic alcohols, for example, heptadecaethyl-eneoxycetanol, or condensation products of ethylene oxide with partial esters derived from fatty acids and a hexitol such as polyoxyethylene sorbitol monooleate, or condensation products of ethylene oxide with partial esters derived from fatty acids and hexitol anhydrides, for example polyethylene sorbitan monooleate. The aqueous suspensions may also contain one or more coloring agents, one or more flavoring agents, and one or more sweetening agents, such as sucrose or saccharin.

Also, oily suspensions may be formulated by suspending the active ingredient in a vegetable oil, for example arachis oil, olive oil, sesame oil or coconut oil, or in a mineral oil such as a liquid paraffin. The oily suspensions may contain a thickening agent, for example beeswax, hard paraffin or cetyl alcohol. Sweetening agents such as those set forth above, and flavoring agents may be added to provide a palatable oral preparation. These compositions may be preserved by the addition of an anti-oxidant such as ascorbic acid.

Dispersible powders and granules suitable for preparation of an aqueous suspension by the addition of water provide the active compound in admixture with a dispersing or wetting agent, suspending agent and one or more preservatives. Suitable dispersing or wetting agents and suspending agents are exemplified by those already mentioned above. Additional excipients, for example, sweetening, flavoring, and coloring agents may also be present.

The pharmaceutical compositions of the invention may also be in the form of oil-in-water emulsions. The oily phase may be a vegetable oil, for example, olive oil or arachis oil, or a mineral oil, for example a liquid paraffin, or a mixture thereof. Suitable emulsifying agents may be naturally-occurring gums, for example gum acacia or gum tragacanth, naturally-occurring phosphatides, for example soy bean, lecithin, and esters or partial esters derived from fatty acids and hexitol anhydrides, for example sorbitan monooleate, and condensation products of said partial esters with ethylene oxide, for example polyoxyethylene sorbitan monooleate. The emulsions may also contain sweetening and flavoring agents.

In another embodiment, the pharmaceutical compositions of the present invention may comprise a syrup or elixir. Syrups and elixirs may be formulated with sweetening agents, for example glycerol, propylene glycol, sorbitol or sucrose. Such formulations may also contain a demulcent, a preservative and flavoring and coloring agents. The pharmaceutical compositions may be in the form of a sterile injectable aqueous or oleaginous suspension. This suspension may be formulated according to the known methods using suitable dispersing or wetting agents and suspending agents described above. The sterile injectable preparation may also be a sterile injectable solution or suspension in a non-toxic parenterally-acceptable diluent or solvent, for example as a solution in 1,3-butanediol. Among the acceptable vehicles and solvents that may be employed are water, Ringer's solution, and isotonic sodium chloride solution. In addition, sterile, fixed oils are conveniently employed as solvent or suspending medium. For this purpose, any bland fixed oil may be employed using synthetic mono- or diglycerides. In addition, fatty acids such as oleic acid find use in the preparation of injectables.

The pharmaceutical compositions of the present invention may also be in the form of suppositories for rectal administration of the compounds of the invention. These compositions can be prepared by mixing the drug with a suitable non-irritating excipient which is solid at ordinary temperatures but liquid at the rectal temperature and will thus melt in the rectum to release the drug. Such materials include cocoa butter and polyethylene glycols, for example.

In an embodiment, for topical use, creams, ointments, jellies, solutions of suspensions, etc., containing the compounds of the invention may be employed. For the purpose of this application, topical applications shall include mouth washes and gargles.

In an embodiment, the compounds of Formula (I) and pharmaceutically acceptable salts thereof may also be administered in the form of liposome delivery systems, such as small unilamellar vesicles, large unilamellar vesicles, and multilamellar vesicles. Liposomes may be formed from a variety of phospholipids, such as cholesterol, stearylamine, or phosphatidylcholines.

Pharmaceutically-acceptable salts of compounds of Formula (I), where a basic or acidic group is present in the structure, are also included within the scope of the invention. The term "pharmaceutically acceptable salts" refers to salts of the compounds of this invention which are not biologically or otherwise undesirable and are generally prepared by reacting the free base with a suitable organic or inorganic acid or by reacting the acid with a suitable organic or inorganic base. Representative salts include the following salts: Acetate, Benzenesulfonate, Benzoate, Bicarbonate, Bisulfate, Bitartrate, Borate, Bromide, Calcium Edetate, Camsylate, Carbonate, Chloride, Clavulanate, Citrate, Dihydrochloride, Edetate, Edisylate, Estolate, Esylate, Fumarate, Gluceptate, Gluconate, Glutamate, Glycolylarsanilate, Hexylresorcinate, Hydrabamine, Hydrobromide, Hydrochloride, Hydroxynaphthoate, Iodide, Isethionate, Lactate, Lactobionate, Laurate, Malate, Maleate, Mandelate, Mesylate, Methylbromide, Methylnitrate, Methylsulfate, Monopotassium Maleate, Mucate, Napsylate, Nitrate, N-methylglucamine, Oxalate, Pamoate (Embonate), Palmitate, Pantothenate, Phosphate/diphosphate, Polygalacturonate, Potassium, Salicylate, Sodium, Stearate, Subacetate, Succinate, Tannate, Tartrate, Teoclate, Tosylate, Triethiodide, Trimethylammonium and Valerate. When an acidic substituent is present, such as -COOH, there can be formed the ammonium, morpholinium, sodium, potassium, barium, calcium salt, and the like, for use as the dosage form. When a basic group is present, such as amino or a basic heteroaryl radical, such as pyridyl, an acidic salt, such as hydrochloride, hydrobromide, phosphate, sulfate, trifluoroacetate, trichloroacetate, acetate, oxalate, maleate, pyruvate, malonate, succinate, citrate, tartarate, fumarate, mandelate, benzoate, cinnamate, methanesulfonate, ethanesulfonate, picrate and the like, and include acids related to the pharmaceutically-acceptable salts recited in Stephen M. Berge, et al., J. Pharm. Sci., Vol 66(1), pp. 1-19 (1977).

Thus, in another embodiment, the invention provides a pharmaceutical composition comprising a compound of Formula (I) or a pharmaceutically acceptable salt thereof, and one or more pharmaceutically acceptable carriers, excipients, or diluents. In another embodiment, the invention provides a pharmaceutical composition comprising

a compound (or salt) of any one of embodiments 1 to 271 and one or more pharmaceutically acceptable carriers, excipients, or diluents.

In another embodiment, the present invention provides a compound of Formula (I) or a pharmaceutically acceptable salt thereof for use in medicine. In another
5 embodiment, the invention provides a compound (or salt) of any one of embodiments 1 to 271 for use in medicine.

The present invention further provides for the use of a compound of Formula (I), or a pharmaceutically acceptable salt thereof, in combination with one or more medically effective active compounds for simultaneous, subsequent, or sequential administration.

10 The invention also provides for the use of a compound (or salt) of any one of embodiments 1 to 271 in combination with one or more medically effective active compounds for simultaneous, subsequent, or sequential administration. Examples of such medically effective active ingredients include, but are not limited to, Nrf2 activators, antioxidants, detoxification agents, and anti-inflammatory agents. In one embodiment,
15 the invention provides a pharmaceutical composition comprising a compound (or salt) of any one of embodiments 1 to 271 and at least one other medically effective active ingredient selected from Nrf2 activators, antioxidants, detoxification agents, and anti-inflammatory agents. In another embodiment, the invention provides for the use of a compound (or salt) of any one of embodiments 1 to 271 in combination with at least one
20 other medically effective active ingredient selected from Nrf2 activators, antioxidants, detoxification agents, and anti-inflammatory agents for simultaneous, subsequent, or sequential administration.

Examples of the Nrf2 activators include sulforaphane, avicins, 15dPGJ₂, xanthohumol, curcumin, carnosol, zerumbone, isothiocyanate, α-lipoic acid, oltipraz (4-
25 methyl-5-[2-pyrazinyl]-1,2-dithiole-3-thione), 1,2-dithiole-3-thione, and 2,3-butyl-4-hydroxyanisole.

Examples of the antioxidants include vitamin C, vitamin E, carotenoids, retinoids, polyphenols, flavonoids, lignan, selenium, butylated hydroxyanisole, ethylene diamine tetra-acetate, calcium disodium, acetylcysteine, probucol, and tempo.

30 Examples of the detoxification agents include dimethyl caprol, glutathione, acetylcysteine, methionine, sodium hydrogen carbonate, deferoxamine mesylate, calcium disodium edetate, trientine hydrochloride, penicillamine, and pharmaceutical charcoal.

The anti-inflammatory agents include steroidal anti-inflammatory agents and non-steroidal anti-inflammatory agents. Examples of the steroidal anti-inflammatory agents include cortisone acetate, hydrocortisone, paramethasone acetate, prednisolone, prednisolone, methylprednine, dexamethasone, triamcinolone, and betamethasone.

5 Examples of the non-steroidal anti-inflammatory agents include salicylic acid non-steroidal anti-inflammatory agents such as aspirin, diflunisal, aspirin+ascorbic acid, and aspirin dialuminate; aryl acid non-steroidal anti-inflammatory agents such as diclofenac sodium, sulindac, fenbufen, indomethacin, indomethacin farnesyl, acetaminophen, proglumetacin maleate, anfenac sodium, nabmeton, mofezolac, and etodolac; fenamic acid non-steroidal anti-inflammatory agents such as mefenamic acid, flufenamic acid aluminum, tolfenamic acid, and floctafenine; propionic acid non-steroidal anti-inflammatory agents such as ibuprofen, flurbiprofen, ketoprofen, naproxen, pranoprofen, fenoprofen calcium, thiaprofen, oxaprozin, loxoprofen sodium, alminoprofen, and zaltoprofen; oxicam non-steroidal anti-inflammatory agents such as piroxicam,

10 ampiroxicam, tenoxicam, lornoxicam, and meloxicam; and basic non-steroidal anti-inflammatory agents such as tiaramide hydrochloride, eprizole, and emorfazone.

Methods of Use

A compound of Formula (I) or pharmaceutically acceptable salt thereof, or a pharmaceutical composition comprising a compound of Formula (I) or pharmaceutically acceptable salt thereof may be used for the treatment of a disease or condition which is treatable by activation of transcription factor Nrf2, by increasing the activity and/or the amount of HMOX1, or by reducing amounts of ROS in a subject. The treatment can be systemic or targeted, for example targeted to an inducible heme-oxygenase found in monocytes and macrophages in the human body.

20

25

Examples of a disease or condition which may be treatable by activation of transcription factor Nrf2, by increasing the activity and/or the amount of HMOX1, or by reducing amounts of ROS in a subject, include cerebral nerve degenerative diseases, eye diseases, skin diseases, asthma, cancer, arteriosclerosis and diseases or conditions related thereto. Examples of the cerebral nerve degenerative diseases include Alzheimer's disease, Parkinson's disease, and amyotrophic lateral sclerosis. Further, examples of the eye diseases include age-related macular degeneration, cataracts, light retinopathy, and retinopathy of prematurity. Specific examples of the chronic inflammatory diseases include vasculitis, pulmonary bronchitis, rheumatoid arthritis,

30

osteoarthritis, hepatitis, pancreatitis, dermatitis, esophagitis, ulcerative colitis, Crohn's disease, and conjunctivitis. Further examples of conditions that may be treatable include thrombosis and diseases of the kidney. Thus the present invention provides a method of treatment comprising administering to a subject a compound of Formula (I) or a
5 pharmaceutically acceptable salt thereof so as to treat one of the diseases or conditions listed above.

In one embodiment, the invention provides a method of treatment comprising administering a compound (or salt) of any one of embodiments 1 to 271 to a human. In another embodiment, the invention provides a method of treatment comprising
10 administering at least 0.1 milligrams of a compound (or salt) of any one of embodiments 1 to 271 to a human.

In another embodiment, the invention provides a method of treatment comprising administering a compound (or salt) of any one of embodiments 1 to 271 to a human, so as to treat chronic inflammation. In a further embodiment, the invention provides a
15 method of treatment comprising administering a compound (or salt) of any one of embodiments 1 to 271 to a human, so as to treat a disease or condition selected from rheumatoid arthritis, a chronic inflammatory bowel disease, multiple sclerosis, asthma, airways inflammatory disease, tendonitis, and chronic inflammation in the brain.

In another embodiment, the invention provides a compound (or salt) of any one of embodiments 1 to 271 for use in medicine. In another embodiment, the invention provides a compound (or salt) of any one of embodiments 1 to 271 for use in the treatment of chronic inflammation. In another embodiment, the invention provides a compound (or salt) of any one of embodiments 1 to 271 for use in the prevention of chronic inflammation. In another embodiment, the invention provides a compound (or
20 salt) of any one of embodiments 1 to 271 for use in the treatment of a disease or condition selected from rheumatoid arthritis, a chronic inflammatory bowel disease, multiple sclerosis, asthma, airways inflammatory disease, tendonitis, and chronic inflammation in the brain. In another embodiment, the invention provides a compound (or salt) of any one of embodiments 1 to 271 for use in the prevention of a disease or
25 condition selected from rheumatoid arthritis, a chronic inflammatory bowel disease, multiple sclerosis, asthma, airways inflammatory disease, tendonitis, and chronic inflammation in the brain.

In another embodiment, the invention provides the use of a compound (or salt) of any one of embodiments 1 to 271 for the preparation of a medicament for the treatment

of chronic inflammation. In another embodiment, the invention provides the use of a compound (or salt) of any one of embodiments 1 to 271 for the preparation of a medicament for the prevention of chronic inflammation. In another embodiment, the invention provides the use of a compound (or salt) of any one of embodiments 1 to 271 for the preparation of a medicament for the treatment of a disease or condition selected from rheumatoid arthritis, a chronic inflammatory bowel disease, multiple sclerosis, asthma, airways inflammatory disease, tendonitis, and chronic inflammation in the brain. In a further embodiment, the invention provides the use of a compound (or salt) of any one of embodiments 1 to 271 for the preparation of a medicament for the prevention of a disease or condition selected from rheumatoid arthritis, a chronic inflammatory bowel disease, multiple sclerosis, asthma, airways inflammatory disease, tendonitis, and chronic inflammation in the brain. In another embodiment, the invention provides the use of a compound (or salt) of any one of embodiments 1 to 271 for the preparation of a medicament for the prevention of a disease or condition selected from rheumatoid arthritis, a chronic inflammatory bowel disease, multiple sclerosis, asthma, airways inflammatory disease, tendonitis, and chronic inflammation in the brain. In a further embodiment, the invention provides the use of a compound (or salt) of any one of embodiments 1 to 271 for the preparation of a medicament for the prevention of a disease or condition selected from rheumatoid arthritis, a chronic inflammatory bowel disease, multiple sclerosis, asthma, airways inflammatory disease, tendonitis, and chronic inflammation in the brain.

In another embodiment, the invention provides a method of treatment comprising administering to a human a compound (or salt) of any one of embodiments 1 to 271 so as to increase the activity or amount of HMOX1 in a subject. In a further embodiment, the invention provides for the use of a compound (or salt) of any one of embodiments 1 to 271 for the preparation of a medicament for increasing the activity or amount of HMOX1 in a human.

In another embodiment, the invention provides a method of treatment comprising administering a compound (or salt) of any one of embodiments 1 to 271 to a human, so as to treat a disease or condition selected from: cardiovascular disease including arteriosclerosis, peripheral vascular disease, thrombosis, ischemia-reperfusion events, congestive heart failure, primary and secondary pulmonary arterial hypertension and hypertension; renal diseases such as acute tubular necrosis; glomerulonephritis, including diabetic related complications including glomerular nephropathy and supportive

care for dialysis including maintenance of arterial fistulas; pulmonary diseases including bronchitis, bronchiecstasis, chronic obstructive pulmonary disease, pulmonary edema, asthma, emphysema, sarcoidosis; liver disease including those leading to scarring and fibrosis such as cholestasis, hepatitis B and C infection, cirrhosis; autoimmune diseases
5 and their complications including rheumatoid arthritis, ankylosing spondylosis, systemic lupus erthyamatosus, scleroderma and psoriasis; cerebral nerve degenerative diseases including Alzheimers disease, Parkinsons disease, ALS (amyotrophic lateral sclerosis) and multiple sclerosis; skin diseases; eye diseases including macular degeneration, cataracts, light retinopathy, and retinopathy of diabetes, prematurity; and cancer;
10 supportive care for transplantation including graft viability and reduction of ischemic damage.

In another embodiment, the invention provides a compound (or salt) of any one of embodiments 1 to 271 for use in the treatment of a disease or condition selected from: cardiovascular disease including arteriosclerosis, peripheral vascular disease,
15 thrombosis, ischemia-reperfusion events, congestive heart failure, primary and secondary pulmonary arterial hypertension and hypertension; renal diseases such as acute tubular necrosis; glomerulonephritis, including diabetic related complications including glomerular nephropathy and supportive care for dialysis including maintenance of arterial fistulas; pulmonary diseases including bronchitis, bronchiecstasis, chronic
20 obstructive pulmonary disease, pulmonary edema, asthma, emphysema, sarcoidosis; liver disease including those leading to scarring and fibrosis such as cholestasis, hepatitis B and C infection, cirrhosis; autoimmune diseases and their complications including rheumatoid arthritis, ankylosing spondylosis, systemic lupus erthyamatosus, scleroderma and psoriasis; cerebral nerve degenerative diseases including Alzheimers
25 disease, Parkinsons disease, ALS (amyotrophic lateral sclerosis) and multiple sclerosis; skin diseases; eye diseases including macular degeneration, cataracts, light retinopathy, and retinopathy of diabetes, prematurity; and cancer; supportive care for transplantation including graft viability and reduction of ischemic damage.

In another embodiment, the invention provides a compound (or salt) of any one
30 of embodiments 1 to 271 for use in the prevention of a disease or condition selected from: cardiovascular disease including arteriosclerosis, peripheral vascular disease, thrombosis, ischemia-reperfusion events, congestive heart failure, primary and secondary pulmonary arterial hypertension and hypertension; renal diseases such as acute tubular necrosis; glomerulonephritis, including diabetic related complications

including glomerular nephropathy and supportive care for dialysis including maintenance of arterial fistulas; pulmonary diseases including bronchitis, bronchiecstasis, chronic obstructive pulmonary disease, pulmonary edema, asthma, emphysema, sarcoidosis; liver disease including those leading to scarring and fibrosis such as cholestasis, hepatitis B and C infection, cirrhosis; autoimmune diseases and their complications including rheumatoid arthritis, ankylosing spondylosis, systemic lupus erthyamatosus, scleroderma and psoriasis; cerebral nerve degenerative diseases including Alzheimers disease, Parkinsons disease, ALS (amyotrophic lateral sclerosis) and multiple sclerosis; skin diseases; eye diseases including macular degeneration, cataracts, light retinopathy, and retinopathy of diabetes, prematurity; and cancer; supportive care for transplantation including graft viability and reduction of ischemic damage.

In another embodiment, the invention provides for the use of a compound (or salt) of any one of embodiments 1 to 271 for the preparation of a medicament for the treatment of a disease or condition selected from: cardiovascular disease including arteriosclerosis, peripheral vascular disease, thrombosis, ischemia-reperfusion events, congestive heart failure, primary and secondary pulmonary arterial hypertension and hypertension; renal diseases such as acute tubular necrosis; glomerulonephritis, including diabetic related complications including glomerular nephropathy and supportive care for dialysis including maintenance of arterial fistulas; pulmonary diseases including bronchitis, bronchiecstasis, chronic obstructive pulmonary disease, pulmonary edema, asthma, emphysema, sarcoidosis; liver disease including those leading to scarring and fibrosis such as cholestasis, hepatitis B and C infection, cirrhosis; autoimmune diseases and their complications including rheumatoid arthritis, ankylosing spondylosis, systemic lupus erthyamatosus, scleroderma and psoriasis; cerebral nerve degenerative diseases including Alzheimers disease, Parkinsons disease, ALS (amyotrophic lateral sclerosis) and multiple sclerosis; skin diseases; eye diseases including macular degeneration, cataracts, light retinopathy, and retinopathy of diabetes, prematurity; and cancer; supportive care for transplantation including graft viability and reduction of ischemic damage.

In another embodiment, the invention provides for the use of a compound (or salt) of any one of embodiments 1 to 271 for the preparation of a medicament for the prevention of a disease or condition selected from: cardiovascular disease including arteriosclerosis, peripheral vascular disease, thrombosis, ischemia-reperfusion events, congestive heart failure, primary and secondary pulmonary arterial hypertension and

hypertension; renal diseases such as acute tubular necrosis; glomerulonephritis, including diabetic related complications including glomerular nephropathy and supportive care for dialysis including maintenance of arterial fistulas; pulmonary diseases including bronchitis, bronchiectasis, chronic obstructive pulmonary disease, pulmonary edema, 5 asthma, emphysema, sarcoidosis; liver disease including those leading to scarring and fibrosis such as cholestasis, hepatitis B and C infection, cirrhosis; autoimmune diseases and their complications including rheumatoid arthritis, ankylosing spondylosis, systemic lupus erythematosus, scleroderma and psoriasis; cerebral nerve degenerative diseases including Alzheimers disease, Parkinsons disease, ALS (amyotrophic lateral sclerosis) 10 and multiple sclerosis; skin diseases; eye diseases including macular degeneration, cataracts, light retinopathy, and retinopathy of diabetes, prematurity; and cancer; supportive care for transplantation including graft viability and reduction of ischemic damage.

In each of the methods or uses described above, a compound (or salt) of any of 15 embodiments 1 to 271 may be administered to a subject as part of a pharmaceutically formulation, as described above.

EXAMPLES

The general procedures used in the methods to prepare the compounds of the 20 present invention are described below.

General Experimental Section

LC-MS data are obtained using gradient elution on a parallel MUX™ system, running four Waters® 1525 binary HPLC pumps, equipped with a Mux-UV 2488 multichannel UV-Vis detector (recording at 215 and 254 nM) and a Leap Technologies 25 HTS PAL Auto sampler using a Sepax GP-C18, 4.6 x 50 mm; 5 micron particle-size column. In general, a three minute gradient is run from 25% B (97.5% acetonitrile, 2.5% water, 0.05% TFA) and 75% A (97.5% water, 2.5% acetonitrile, 0.05% TFA) to 100% B. The system is interfaced with a Waters Micromass ZQ mass spectrometer using electropray ionization. MassLynx software is employed. All MS data were obtained in 30 the positive mode unless otherwise noted. The reported m/z data are generally accurate within about ±1 for the M+ ion.

¹H NMR data were obtained on a Varian® Mercury 400 MHz spectrometer and chemical shifts were referenced using either the residual solvent proton signal (e.g.,

residual CHCl_3 in CDCl_3) or the TMS signal as an internal reference. Microwave heating procedures were used in some experiments and, in these cases, a Discover® microwave synthesis system (CEM, Matthews, NC, USA) was used which included the use of pressurized glass reaction vessels at elevated temperatures.

5 All reagents and solvents including anhydrous solvents were commercially available and were used as received unless described otherwise. Any solutions of Grignard reagents and organolithium reagents were commercially available and were used as received and at the concentrations listed on their labels. Reactions are stirred using a magnetic stirring apparatus and magnetic stir bar in most cases. All reactions
10 using air-sensitive reagents were run under inert gas. For reactions not heated using a microwave-generating apparatus, the reaction temperatures reported in the experimental section refer to the temperatures of an oil bath or cooling bath placed around a reaction vessel. For reactions performed using a microwave-generating apparatus, the temperatures refer to the temperatures reported by the microwave apparatus.

15

Abbreviations

Below are definitions of some common abbreviations that are used in the specification. The specification may also employ other abbreviations whose meanings are well known in the relevant art.

20

AcOH = acetic acid

DCM = dichloromethane

DIEA = diisopropylethylamine

DMAP = N,N'-dimethylamino pyridine

25

DME = 1,2-dimethoxyethane

DMF = N,N'-dimethylformamide

DMSO = dimethylsulfoxide

DPPA = diphenylphosphoryl azide

EDC = 1-ethyl-3-(3-dimethylaminopropyl)carbodiimide

30

EtOAc = ethyl acetate

EtOH = ethanol

^1H NMR = proton NMR analysis

HBTU = 2-(1H-benzotriazol-1-yl)-1,1,3,3-tetramethyluronium hexafluorophosphate

HCl = hydrochloric acid

LC/MS = liquid chromatography- mass spectrometry analysis

MeOH = methanol

OAc = acetate

THF = tetrahydrofuran

5 thioCDI = 1,1'-thiocarbonyldiimidazole

TLC = thin layer chromatography

rt or RT = room temperature

h = hour

min = minutes

10 M = molar concentration

N = normal concentration

uL = ul = microliters

mL = ml = milliliters

ug = micrograms

15 mg = milligrams

g = grams

General Procedure A: *l*pso substitution of *o*- or *p*-nitrohaloarene

20 To a DMF solution of a nitrohaloarene would be added an amine or sodium alkoxide, and the reaction mixture would be stirred at room temperature for 16 h. It would be poured into water and extracted with ethyl acetate. The combined organic extracts would be washed with water, washed with brine, dried over sodium sulfate, filtered, and concentrated under vacuum to give the product, which would not be purified further and would be used directly in the next step.

25

General Procedure B: Reduction of nitro group to amine

30 10% Pd/C would be added to a solution of the nitro compound in methanol. The resulting mixture would be stirred at room temperature under a H₂ atmosphere for 16 h. The contents would then be filtered through a pad of Celite or silica gel and the solid would be washed with portions of methanol. The filtrate and washings would be combined and evaporated to afford the corresponding amine, which would not be purified further and used directly in the next step.

General Procedure C: Formation of aminobenzothiazoles

To a suspension of the aniline in acetic acid would be added potassium isothiocyanate and the reaction mixture was allowed to stir at room temperature for 10 min. A solution of bromine (1.5 mL in acetic acid (20 mL) would then be added over 20 min. The reaction mixture would be stirred at room temperature for 24 h then poured onto ice-cold water, made alkaline with 28% aqueous ammonium hydroxide and the resulting precipitate would be filtered, washed with water, and dried under reduced pressure to give the desired substituted aminobenzothiazoles. The product would be used in the next step without further purification.

10

General Procedure D: Thiourea formation and its conversion to aminobenzimidazole

1,1'-Thiocarbonylimidazole would be added to a solution of amine in DMF (10 mL) and the reaction mixture would be stirred at 90-100 °C (1-24 h). To this reaction mixture at room temperature would be added EDC and stirred at 60 °C for 5 min. To this reaction mixture at room temperature would be added substituted phenylenediamine and would be stirred at 90 °C for 16 h. The reaction mixture would then be cooled to room temperature, poured into ice-cold water and the solid would be collected by filtration. The crude product thus obtained would be purified by trituration with DCM-methanol (9:1).

15
20General Procedure E: Hydrolysis of benzoate ester

A solution of LiOH in water would be added to a solution of ester in 1:1 THF/MeOH and the resulting mixture would be stirred at 60 °C for 16 h. After completion of the reaction, the mixture would be concentrated under vacuum. The pH of the resulting suspension would be adjusted by the dropwise addition of 6 N HCl to pH ~3 and the precipitate would be collected by filtration, washed with water and dried under vacuum. The desired carboxylic acid would be used without purification.

25

General Procedure F: Amide formation using HBTU as coupling reagent

To a solution of a carboxylic acid in dry DMF (5-10 mL) would be added DIEA followed by HBTU and the reaction mixture was stirred at room temperature for 30 min. An amine would then be added, and the reaction would be stirred at room temperature for 16 h. The contents would be diluted with ice-water and the product would be precipitated. The pure product would be isolated after filtration either with subsequent

30

washings with water and DCM/Methanol or through silica gel chromatography using hexanes/ethyl acetate (from 80:20 to 60:40) as a solvent system.

General Procedure G: Alkyl nitrile Reduction

5 Lithium aluminum hydride would be suspended in dry ether (50 mL) and cooled to 0 °C under a nitrogen atmosphere. The nitrile in dry ether (12.5 mL) would be added dropwise, and the reaction mixture would be stirred overnight at room temperature. With cooling and vigorous stirring, water (3 mL), sodium hydroxide (20%, 3 mL), and water (10 mL) would be added. The ether solution would be decanted and the residue would
10 be washed with ether (2 x 12.5 mL). The ether portions would be combined, dried over anhydrous sodium sulfate, filtered, and concentrated *in vacuo*.

General Procedure H: Fluorination of an Alcohol

To a DCM suspension of the alcohol, cooled to 0 °C, would be added bis(2-
15 methoxyethyl)aminosulfur trifluoride dropwise. The reaction would be allowed to return to room temperature and stirred for 6 h. It would then be cooled to 0 °C, and water (3 mL) would be added dropwise. The aqueous phase would be extracted with DCM (2 x 3 mL). The combined organics would be dried over anhydrous sodium sulfate, filtered,
and concentrated *in vacuo*.

20

General Procedure I: Imidazole formation

Step 1: The aryl nitrile (product which was obtained following the general
procedure D) would be dissolved in absolute ethanol (25 mL) and to this solution
hydrochloric acid gas would carefully be cannulated at -10 °C within 30 min. The reaction
25 mixture would be sealed and stirred at room temperature for 16h to give aryl
ethylimidate. This crude product would then be used in next step without further
purification.

Step 2: To a solution of aryl ethylimidate in EtOH (10 mL) would be added
aminoacetaldehyde diethylacetal and AcOH. This mixture would then be heated to 60 °C
30 and stirred for 2h. The reaction mixture would then be cooled down and concentrated
under vacuum. This crude material would again be dissolved in EtOH (10 mL) and
hydrochloric acid (0.2 mL, 6N in water) added to the mixture and refluxed at 85 °C for
16h. After completion of the reaction, the mixture would then be concentrated under

vacuum and basified with triethylamine and purified with silica gel chromatography using DCM:MeOH (95:5 to 80:20) to give desired imidazoles. (53-76% yields).

General Procedure J : Triazole formation

5 Method A: To a solution of benzamide in toluene (10 mL) would be added *N,N*-dimethylformamide diethylacetal and heated to 110 °C and refluxed for 3h. The reaction mixture would then be cooled down and concentrated under vacuum. This residue would then be dissolved in AcOH (2 mL) and hydrazine (1.0 M solution in THF) was added, and the solution would be heated to 100 °C and stirred at this temperature for 4h. After
10 completion of the reaction, the mixture would be concentrated and poured into cold saturated sodium bicarbonate solution (25 mL) and extracted with ethyl acetate (2x25 mL). The combined organic extracts would be washed with water (25 mL) and brine (25 mL), dried over sodium sulfate, and concentrated under vacuum. This residue would then be purified with silica gel chromatography using DCM:ethyl acetate (70:30 to 50:50)
15 as an eluent system to give the desired triazoles (58-66% yields).

 Method B: To a solution of aryl ethylimidate in EtOH (10 mL) would be added formic or acetic hydrazide. The reaction mixture would then be refluxed for 4h. The mixture would be concentrated under vacuum and purified with silica gel
20 chromatography using DCM:ethyl acetate (70:30 to 40:60) to give desired triazoles (47-61% yields).

General Procedure K: Methyl Ester Formation

 To a methanol solution of the benzoic acid cooled to 0 °C using an ice bath, would be added thionyl chloride dropwise. The reaction mixture would then be heated at
25 50 °C for 5 h. The solvent would be evaporated, and ethyl acetate and saturated aqueous sodium bicarbonate would be added. The phases would be separated, and the aqueous phase would be extracted twice with ethyl acetate. The combined organics would be dried over sodium sulfate and then filtered. The solvent would be evaporated to give the pure methyl ester.

30

General Procedure L: Removal of t-Boc group to give arylamines

 A solution of aryl amino-tert-butylester in DCM (10 mL) would be added to hydrochloric acid (3 eq., and 4.0 N solution in dioxane) at room temperature and stirred for 3h. After completion of the reaction, the mixture would be concentrated under

vacuum and the residue would be washed with ether (10 ml) to remove unwanted organic impurities, and then triturated with DCM:hexanes (2:8) to give the desired amines as hydrochloric acid salts (77-85% yields).

5 General procedure M: Formation of alkylsulfones from alkylsulfides

A solution of alkylsulfide in DCM would be added peracetic acid (2 eq., 32 wt% solution in acetic acid) at -10 °C. Then the reaction mixture would be stirred at room temperature for 2-6 h. After completion of the reaction, the mixture would be poured into saturated sodium bicarbonate solution (25 mL) and extracted with DCM (25 mL), dried
10 over sodium sulfate and concentrated under vacuum. The residue would then be triturated with DCM:hexanes (2:8) to give the desired sulfones. If necessary, the residue would be purified with silica gel chromatography using DCM:ethyl acetate (80:20 to 60:40) as eluent system to provide the desired sulfones (88-96% yields).

15 General Procedure N: Amide formation using DPPA as coupling reagent

To a solution of a carboxylic acid in dry DMF would be added DIEA followed by DPPA and the reaction mixture would be stirred at room temperature for 30 min. The amine would then be added, and the reaction would be stirred at room temperature for 2
20 h. The contents would be diluted with ice-water and the product would be precipitated. The pure product would be isolated after filtration either with subsequent washings with water and DCM/Methanol or through silica gel chromatography using hexanes/ethyl acetate as eluent.

General Procedure O: Fmoc deprotection

25 To a DMF solution of fluorenylmethyl carbamate of an amine at room temperature would be added 20% (v/v) piperidine. The reaction mixture would then be stirred for 2 h. The reaction mixture would be added to ethyl acetate and saturated aqueous sodium bicarbonate. The phases would be separated, and the aqueous phase would be extracted twice with ethyl acetate. The combined organics would be dried over
30 sodium sulfate and then filtered. The solvent would be evaporated and crude compound would be purified by flash chromatography using DCM:methanol as eluent.

General Procedure P: Reductive Amination

To a DCM solution of amine at room temperature would be added aldehyde and sodium triacetoxyborohydride. The reaction mixture would then be stirred for 2 - 8 h. The reaction would be added to DCM and saturated aqueous sodium bicarbonate. The phases would be separated, and the aqueous phase would be extracted twice with DCM. The combined organics would be dried over sodium sulfate and then filtered. The solvent would be evaporated and crude compound would be purified by flash chromatography using DCM:methanol as eluent.

10 General Procedure Q: Sulfonamide Formation

To a DCM solution of amine at 0 °C would be added triethylamine followed by dropwise addition of sulfonyl chloride. The reaction mixture would then be stirred at 0 °C for 20 min and then at room temperature for 30 min. The reaction would be added to DCM and saturated aqueous sodium bicarbonate. The phases would be separated, and the aqueous phase would be extracted twice with DCM. The combined organics would be dried over sodium sulfate and then filtered. The solvent would be evaporated and crude compound would be purified by flash chromatography using DCM:methanol as eluent.

20 General Procedure R: Amide Formation

To a DCM solution of amine at 0 °C would be added triethylamine followed by dropwise addition of acyl chloride. The reaction mixture would then be stirred at 0 °C for 20 min and then at room temperature for 30 min. The reaction would be added to DCM and saturated aqueous sodium bicarbonate. The phases would be separated, and the aqueous phase would be extracted twice with DCM. The combined organics would be dried over sodium sulfate and then filtered. The solvent would be evaporated and crude compound would be purified by flash chromatography using DCM:methanol as eluent.

General Procedure S: Alkylation of alcohol/amine

30 To a dioxane or DMF solution of alcohol/amine at room temperature would be added dibenzyl-(2-chloro-ethyl)-amine followed by 50% (w/w) aqueous KOH solution or DIEA and catalytic amount of tetrabutylammonium bromide. The reaction mixture would be stirred at 55 °C for 8 h. The reaction would be added to saturated sodium chloride solution and extracted with ethyl acetate. The phases would be separated, and the

combined organics would be dried over sodium sulfate and then filtered. The solvent would be evaporated and crude compound would be purified by flash chromatography using hexane:ethyl acetate as eluent.

5 General Procedure T: Debenzylation of amine

To a methanol solution of dibenzyl amine at room temperature would be added Pd-C 20% by weight. The reaction mixture would be subjected to hydrogen atmosphere at 60 PSI at room temperature for 12 - 24 h. The reaction mixture would be filtered through celite and washed with methanol. The filtrate would be evaporated to isolate
10 pure compound.

General Procedure U: Conversion of alkyl halide to azide

To a solution of alkyl bromide in dry DMF would be added sodium azide, and the reaction mixture would be stirred at room temperature for 16 h. After completion of the
15 reaction, the contents would be diluted with ethyl acetate and washed with water, dried over anhydrous sodium sulfate, filtered, and concentrated *in vacuo*.

General Procedure V: Conversion of alcohol to tosylate

To a solution of alcohol in pyridine would be added DMAP, and the reaction
20 mixture would be cooled to 0 °C. *p*-Toluenesulfonyl chloride would be added, and the reaction mixture would continue to stir at 0 °C for 3 h. After completion of the reaction, the contents would be diluted with ethyl acetate and washed with 1 N HCl, with saturated aqueous sodium bicarbonate, and then with water. It would then be dried over
anhydrous sodium sulfate, filtered, and concentrated *in vacuo*.

25

General Procedure W: Reaction of tosylate and alcohol

To a solution of alcohol and tosylate in toluene would be added a 50% aqueous NaOH solution and tetrabutylammonium hydrogen sulfate. The reaction mixture would be stirred at 80 °C for 3 h then stirred at 50 °C for 16 h. After completion of the reaction,
30 an aqueous ammonium chloride solution would be added, and the reaction mixture would be further diluted with ethyl acetate. The phases would be separated, and the aqueous phase would be extracted with ethyl acetate. The combined organic phases would be dried over anhydrous sodium sulfate, filtered, and concentrated *in vacuo*.

General Procedure X: Epoxide opening with an alcohol

To a solution of alcohol and epoxide in dry DMF would be added potassium hydroxide, and the reaction mixture would be stirred at room temperature for 16 h then at 60 °C for another 24 h. After completion of the reaction, the contents would be concentrated *in vacuo*. The pure product would be isolated through silica gel chromatography.

Example 1:1-Methyl-2-(6-trifluoromethoxy-benzothiazol-2-ylamino)-1H-benzoimidazole-5-carboxylic acid methyl amide

4-Methylamino-3-nitro-benzoic acid (825 mg) was prepared by following General Procedure A starting from 4-fluoro-3-nitro-benzoic acid (1.0 g) and methylamine (2 M in THF, 8.1 mL) in THF. The crude product was used in the next step without further purification.

Synthesis of N-methyl-4-methylamino-3-nitro-benzamide (375 mg) was prepared by following General Procedure F starting from 4-methylamino-3-nitro-benzoic acid (500 mg), HBTU (1.45 g), DIEA (0.89 mL), and methylamine (2 M in THF, 8.1 mL). Purification was carried out using silica gel chromatography using hexanes/ethyl acetate as an eluent.

3-Amino-N-methyl-4-methylamino-benzamide (460 mg) was prepared by following General Procedure B starting from N-methyl-4-methylamino-3-nitro-benzamide (535 mg) and Pd/C (10% by weight, 54 mg). The crude product was used in the next step without further purification.

1-Methyl-2-(6-trifluoromethoxy-benzothiazol-2-ylamino)-1H-benzoimidazole-5-carboxylic acid methyl amide (74 mg) was prepared by following General Procedure D starting from 3-amino-N-methyl-4-methylamino-benzamide (460 mg), 2-amino-6-(trifluoromethoxy)benzothiazole (499 mg), 1,1'-thiocarbonyl-diimidazole (454 mg), and EDC (611 mg). LC/MS: m/z 423.0. ¹H NMR (DMSO-d₆, 400 MHz): δ 12.39 (bs, 1H), 8.42 (s, 1H), 8.09 (s, 1H), 7.93 (s, 1H), 7.75 (d, 2H), 7.50 (d, 1H), 7.36 (d, 1H), 3.68 (bs, 3H), 2.81 (d, 3H).

Example 2:

1-Methyl-2-(6-trifluoromethoxy-benzothiazol-2-ylamino)-1H-benzoimidazole-5-carboxylic acid methyl ester

4-Methylamino-3-nitro-benzoic acid methyl ester (822 mg) was prepared by following General Procedure A starting from methyl 4-chloro-3-nitrobenzoate (1.0 g) and methylamine (2 M in THF, 6.95 mL) in DMF. The crude product was used in the next step without further purification.

3-amino-4-methylamino-benzoic acid methyl ester (677 mg) was prepared by following General Procedure B starting from 4-methylamino-3-nitro-benzoic acid methyl ester (822 mg) and Pd/C (10% by weight, 82 mg). The crude product was used in the next step without further purification.

1-Methyl-2-(6-trifluoromethoxy-benzothiazol-2-ylamino)-1H-benzoimidazole-5-carboxylic acid methyl ester (1.47 g) was prepared by following General Procedure D starting from 3-amino-4-methylamino-benzoic acid methyl ester (1.5 g), 2-amino-6-(trifluoromethoxy)benzothiazole (1.62 g), 1,1'-thiocarbonyl-diimidazole (1.48 g), and EDC (1.99 g). LC/MS: m/z 423.8. ¹H NMR (DMSO-d₆, 400 MHz): δ 8.20 (s, 1H), 7.92 (s, 1H), 7.85 (bs, 1H), 7.78-7.63 (m, 1H), 7.51 (d, 1H), 7.35 (d, 2H), 3.86 (s, 3H), 3.63 (bs, 3H).

Example 3:

1-Methyl-2-(6-trifluoromethoxy-benzothiazol-2-ylamino)-1H-benzoimidazole-5-carboxylic acid

1-Methyl-2-(6-trifluoromethoxy-benzothiazol-2-ylamino)-1H-benzoimidazole-5-carboxylic acid (185 mg) was prepared by following General Procedure E starting from 1-methyl-2-(6-trifluoromethoxy-benzothiazol-2-ylamino)-1H-benzoimidazole-5-carboxylic acid methyl ester (200 mg) and lithium hydroxide (80 mg). LC/MS: m/z 409.9. ¹H NMR (DMSO-d₆, 400 MHz): δ 8.16 (s, 1H), 7.95 (s, 1H), 7.86 (d, 1H), 7.78-7.61 (m, 2H), 7.51 (d, 1H), 7.37 (d, 1H), 3.67 (s, 3H), -COOH proton signal was not observed.

Example 4:

1-Methyl-2-(6-trifluoromethoxy-benzothiazol-2-ylamino)-1H-benzoimidazole-5-carboxylic acid (2-ethoxy-ethyl)-amide

1-Methyl-2-(6-trifluoromethoxy-benzothiazol-2-ylamino)-1H-benzoimidazole-5-carboxylic acid (2-ethoxy-ethyl)-amide (27 mg) was prepared by following General

Procedure N starting from 1-methyl-2-(6-trifluoromethoxy-benzothiazol-2-ylamino)-1H-benzoimidazole-5-carboxylic acid (90 mg), 2-ethoxyethylamine (20 mg), DPPA (61 mg), and DIEA (28 mg). LC/MS: m/z 481.0. ¹H NMR (DMSO-d₆, 400 MHz): δ 12.37 (bs, 1H), 8.47 (s, 1H), 8.07 (s, 1H), 7.90 (s, 1H), 7.76 (d, 1H), 7.71 (d, 1H), 7.47 (d, 1H), 7.35 (s, 1H), 3.62 (bs, 3H), 3.54-3.37 (m, 6H), 1.11 (t, 3H).

Example 5:

1-Methyl-2-(6-trifluoromethoxy-benzothiazol-2-ylamino)-1H-benzoimidazole-5-carboxylic acid cyclopropylmethyl-amide

10 1-Methyl-2-(6-trifluoromethoxy-benzothiazol-2-ylamino)-1H-benzoimidazole-5-carboxylic acid cyclopropylmethyl-amide (24 mg) was prepared by following General Procedure N starting from 1-methyl-2-(6-trifluoromethoxy-benzothiazol-2-ylamino)-1H-benzoimidazole-5-carboxylic acid (90 mg), cyclopropane-methylamine (16 mg), DPPA (48 uL), and DIEA (39 uL). LC/MS: m/z 462.9. ¹H NMR (DMSO-d₆, 400 MHz): δ 12.16 (bs, 1H), 8.30 (s, 1H), 7.87 (s, 1H), 7.68 (s, 1H), 7.55 (d, 1H), 7.50 (d, 1H), 7.26 (d, 1H), 7.12 (d, 1H), 3.40 (bs, 3H), 2.94 (t, 2H), 0.89-0.78 (m, 1H), 0.21 (d, 2H), 0.02 (d, 2H).

Example 6:

1-Methyl-2-(6-trifluoromethoxy-benzothiazol-2-ylamino)-1H-benzoimidazole-5-carboxylic acid ethylamide

20 1-Methyl-2-(6-trifluoromethoxy-benzothiazol-2-ylamino)-1H-benzoimidazole-5-carboxylic acid ethylamide (17 mg) was prepared by following General Procedure N starting from 1-methyl-2-(6-trifluoromethoxy-benzothiazol-2-ylamino)-1H-benzoimidazole-5-carboxylic acid (100 mg), ethylamine (2 M in THF, 123 uL), DPPA (53 uL), and DIEA (43 uL). LC/MS: 436.9 m/z (M+1)⁺. ¹H NMR (DMSO-d₆, 400 MHz): δ 8.43 (s, 1H), 8.07 (s, 1H), 7.89 (s, 1H), 7.79-7.65 (m, 2H), 7.46 (d, 1H), 7.35 (s, 1H), 3.62 (bs, 3H), 3.30-3.23 (m, 2H), 1.13 (t, 3H), -NH proton signal was not observed.

Example 7:

[1-Methyl-2-(6-trifluoromethoxy-benzothiazol-2-ylamino)-1H-benzoimidazol-5-yl]-pyrrolidin-1-yl-methanone

30 [1-Methyl-2-(6-trifluoromethoxy-benzothiazol-2-ylamino)-1H-benzoimidazol-5-yl]-pyrrolidin-1-yl-methanone (34 mg) was prepared by following General Procedure N starting from 1-methyl-2-(6-trifluoromethoxy-benzothiazol-2-ylamino)-1H-

benzoimidazole-5-carboxylic acid (100 mg), pyrrolidine (17 mg), DPPA (53 uL), and DIEA (43 uL). LC/MS: m/z 462.9. ¹H NMR (DMSO-d₆, 400 MHz): δ 12.28 (bs, 1H), 7.90 (s, 1H), 7.80-7.56 (m, 2H), 7.42 (s, 2H), 7.33 (d, 1H), 3.63 (s, 3H), 3.55-3.33 (m, 4H), 1.95-1.74 (m, 4H).

5

Example 8:

1-Methyl-2-(6-trifluoromethoxy-benzothiazol-2-ylamino)-1H-benzoimidazole-5-carboxylic acid (2-methoxy-ethyl)-amide

1-Methyl-2-(6-trifluoromethoxy-benzothiazol-2-ylamino)-1H-benzoimidazole-5-carboxylic acid (2-methoxy-ethyl)-amide (22 mg) was prepared by following General Procedure N starting from 1-methyl-2-(6-trifluoromethoxy-benzothiazol-2-ylamino)-1H-benzoimidazole-5-carboxylic acid (100 mg), 2-methoxy-ethylamine (18 mg), DPPA (53 uL), and DIEA (43 uL). LC/MS: m/z 466.9. ¹H NMR (DMSO-d₆, 400 MHz): δ 12.36 (bs, 1H), 8.47 (s, 1H), 8.08 (s, 1H), 7.89 (s, 1H), 7.76 (s, 1H), 7.71 (d, 1H), 7.47 (d, 1H), 7.34 (d, 1H), 3.62 (bs, 3H), 3.53-3.38 (m, 4H), 3.27 (s, 3H).

15

Example 9:

1-Methyl-2-(6-trifluoromethoxy-benzothiazol-2-ylamino)-1H-benzoimidazole-5-carboxylic acid (2-fluoro-ethyl)-amide

1-Methyl-2-(6-trifluoromethoxy-benzothiazol-2-ylamino)-1H-benzoimidazole-5-carboxylic acid (2-fluoro-ethyl)-amide (31 mg) was prepared by following General Procedure N starting from 1-methyl-2-(6-trifluoromethoxy-benzothiazol-2-ylamino)-1H-benzoimidazole-5-carboxylic acid (100 mg), 2-fluoroethylamine hydrochloride (24 mg), DPPA (53 uL), and DIEA (43 uL). LC/MS: m/z 454.8. ¹H NMR (DMSO-d₆, 400 MHz): δ 12.37 (bs, 1H), 8.67 (s, 1H), 8.10 (s, 1H), 7.90 (s, 1H), 7.79 (d, 1H), 7.71 (d, 1H), 7.49 (d, 1H), 7.34 (d, 1H), 4.61 (t, 1H), 4.49 (t, 1H), 3.62 (bs, 3H), 3.58-3.48 (m, 2H).

25

Example 10:

1-Methyl-2-(6-trifluoromethoxy-benzothiazol-2-ylamino)-1H-benzoimidazole-5-carboxylic acid (2-hydroxy-ethyl)-amide

30

1-Methyl-2-(6-trifluoromethoxy-benzothiazol-2-ylamino)-1H-benzoimidazole-5-carboxylic acid (2-hydroxy-ethyl)-amide (27 mg) was prepared by following General Procedure N starting from 1-methyl-2-(6-trifluoromethoxy-benzothiazol-2-ylamino)-1H-benzoimidazole-5-carboxylic acid (100 mg), ethanolamine (15 mg), DPPA (53 uL), and

DIEA (43 μ L). LC/MS: m/z 452.9. ^1H NMR (DMSO- d_6 , 400 MHz): δ 8.37 (s, 1H), 8.07 (s, 1H), 7.91 (s, 1H), 7.81-7.56 (m, 2H), 7.46 (d, 1H), 7.34 (d, 1H), 4.72 (s, 1H), 3.64 (s, 3H), 3.58-3.48 (m, 2H), 3.40-3.32 (m, 2H), -NH proton signal was not observed.

5 Example 11:

1-Methyl-2-(6-trifluoromethoxy-benzothiazol-2-ylamino)-1H-benzoimidazole-5-carboxylic acid (3-pyrazol-1-yl-propyl)-amide

1-Methyl-2-(6-trifluoromethoxy-benzothiazol-2-ylamino)-1H-benzoimidazole-5-carboxylic acid (3-pyrazol-1-yl-propyl)-amide (99 mg) was prepared by following General
10 Procedure F starting from 1-methyl-2-(6-trifluoromethoxy-benzothiazol-2-ylamino)-1H-benzoimidazole-5-carboxylic acid (100 mg), 3-(1H-pyrazol-1-yl)propan-1-amine dihydrochloride (50 mg), HBTU (111 mg), and DIEA (64 μ L). LC/MS: m/z 517.0. ^1H NMR (DMSO- d_6 , 400 MHz): δ 12.36 (bs, 1H), 8.48 (s, 1H), 8.07 (s, 1H), 7.90 (s, 1H), 7.81-7.63 (m, 3H), 7.47 (d, 1H), 7.43 (d, 1H), 7.35 (d, 1H), 6.22 (t, 1H), 4.18 (t, 2H), 3.62
15 (bs, 3H), 3.26 (q, 2H), 2.09-1.97 (m, 2H).

Example 12:

1-Methyl-2-(6-trifluoromethoxy-benzothiazol-2-ylamino)-1H-benzoimidazole-5-carboxylic acid propylamide

20 1-Methyl-2-(6-trifluoromethoxy-benzothiazol-2-ylamino)-1H-benzoimidazole-5-carboxylic acid propylamide (86 mg) was prepared by following General Procedure F starting from 1-methyl-2-(6-trifluoromethoxy-benzothiazol-2-ylamino)-1H-benzoimidazole-5-carboxylic acid (100 mg), propylamine (16 mg), HBTU (111 mg), and DIEA (64 μ L). LC/MS: m/z 450.9. ^1H NMR (DMSO- d_6 , 400 MHz): δ 12.38 (bs, 1H), 8.42 (s,
25 1H), 8.07 (s, 1H), 7.90 (s, 1H), 7.75 (d, 1H), 7.72 (d, 1H), 7.46 (d, 1H), 7.34 (d, 1H), 3.62 (bs, 3H), 3.22 (q, 2H), 1.60-1.45 (m, 2H), 0.90 (t, 3H).

Example 13:

1-Methyl-2-(6-trifluoromethoxy-benzothiazol-2-ylamino)-1H-benzoimidazole-5-carboxylic acid (3-hydroxy-propyl)-amide

30 1-Methyl-2-(6-trifluoromethoxy-benzothiazol-2-ylamino)-1H-benzoimidazole-5-carboxylic acid (3-hydroxy-propyl)-amide (98 mg) was prepared by following General Procedure F starting from 1-methyl-2-(6-trifluoromethoxy-benzothiazol-2-ylamino)-1H-benzoimidazole-5-carboxylic acid (100 mg), 3-amino-1-propanol (20 mg), HBTU (111
35 mg), and DIEA (64 μ L). LC/MS: m/z 466.8. ^1H NMR (DMSO- d_6 , 400 MHz): δ 12.40 (bs,

1H), 8.39 (s, 1H), 8.05 (s, 1H), 7.90 (s, 1H), 7.78-7.60 (m, 2H), 7.45 (d, 1H), 7.34 (d, 1H), 4.48 (s, 1H), 3.63 (bs, 3H), 3.48 (q, 2H), 3.38-3.30 (m, 2H), 1.76-1.64 (m, 2H).

Example 14:

5 1-Methyl-2-(6-trifluoromethoxy-benzothiazol-2-ylamino)-1H-benzoimidazole-5-carboxylic acid (3-ethoxy-propyl)-amide

1-Methyl-2-(6-trifluoromethoxy-benzothiazol-2-ylamino)-1H-benzoimidazole-5-carboxylic acid (3-ethoxy-propyl)-amide (97 mg) was prepared by following General Procedure F starting from 1-methyl-2-(6-trifluoromethoxy-benzothiazol-2-ylamino)-1H-
10 benzoimidazole-5-carboxylic acid (100 mg), 3-ethoxy-propylamine (28 mg), HBTU (111 mg), and DIEA (64 μ L). LC/MS: m/z 494.9. ^1H NMR (DMSO- d_6 , 400 MHz): δ 12.36 (bs, 1H), 8.41 (s, 1H), 8.06 (s, 1H), 7.89 (s, 1H), 7.78-7.64 (m, 2H), 7.46 (d, 1H), 7.34 (d, 1H), 3.62 (bs, 3H), 3.45-3.37 (m, 4H), 3.36-3.31 (m, 2H), 1.83-1.70 (m, 2H), 1.10 (t, 3H).

15 Example 15:

1-Methyl-2-(6-trifluoromethoxy-benzothiazol-2-ylamino)-1H-benzoimidazole-5-carboxylic acid morpholin-4-ylamide

1-Methyl-2-(6-trifluoromethoxy-benzothiazol-2-ylamino)-1H-benzoimidazole-5-carboxylic acid morpholin-4-ylamide (100 mg) was prepared by following General
20 Procedure F starting from 1-methyl-2-(6-trifluoromethoxy-benzothiazol-2-ylamino)-1H-benzoimidazole-5-carboxylic acid (100 mg), 4-aminomorpholine (28 mg), HBTU (111 mg), and DIEA (64 μ L). LC/MS: m/z 493.9. ^1H NMR (DMSO- d_6 , 400 MHz): δ 12.40 (bs, 1H), 9.49 (s, 1H), 8.02 (s, 1H), 7.90 (s, 1H), 7.78-7.59 (m, 2H), 7.47 (d, 1H), 7.34 (d, 1H), 3.78-3.56 (m, 7H), 2.93-2.84 (m, 4H).

25

Example 16:

1-Methyl-2-(6-trifluoromethoxy-benzothiazol-2-ylamino)-1H-benzoimidazole-5-carboxylic acid (2,2,2-trifluoro-ethyl)-amide

1-Methyl-2-(6-trifluoromethoxy-benzothiazol-2-ylamino)-1H-benzoimidazole-5-carboxylic acid (2,2,2-trifluoro-ethyl)-amide (102 mg) was prepared by following General
30 Procedure F starting from 1-methyl-2-(6-trifluoromethoxy-benzothiazol-2-ylamino)-1H-benzoimidazole-5-carboxylic acid (100 mg), 2,2,2-trifluoroethylamine (27 mg), HBTU (111 mg), and DIEA (64 μ L). LC/MS: m/z 490.9. ^1H NMR (DMSO- d_6 , 400 MHz): δ 12.40 (bs, 1H), 9.05 (s, 1H), 8.12 (s, 1H), 7.90 (s, 1H), 7.81 (d, 1H), 7.72 (d, 1H), 7.51 (d, 1H), 7.34 (d, 1H), 4.18-4.01 (m, 2H), 3.62 (bs, 3H).

35

Example 17:1-Methyl-2-(6-trifluoromethoxy-benzothiazol-2-ylamino)-1H-benzoimidazole-5-carboxylic acid (tetrahydro-pyran-4-ylmethyl)-amide

1-Methyl-2-(6-trifluoromethoxy-benzothiazol-2-ylamino)-1H-benzoimidazole-5-carboxylic acid (tetrahydro-pyran-4-ylmethyl)-amide (91 mg) was prepared by following General Procedure F starting from 1-methyl-2-(6-trifluoromethoxy-benzo-thiazol-2-ylamino)-1H-benzoimidazole-5-carboxylic acid (100 mg), 4-amino-methyltetrahydropyran hydrochloride (41 mg), HBTU (111 mg), and DIEA (64 μ L). LC/MS: m/z 507.0. ^1H NMR (DMSO- d_6 , 400 MHz): δ 8.47 (s, 1H), 8.08 (s, 1H), 7.91 (s, 1H), 7.77 (d, 1H), 7.73 (d, 1H), 7.48 (d, 1H), 7.35 (d, 1H), 3.86 (d, 2H), 3.63 (bs, 3H), 3.28 (t, 2H), 3.18 (t, 2H), 1.91-1.62 (m, 1H), 3.28 (d, 2H), 1.30-1.14 (m, 2H), -NH proton signal was not observed.

Example 18:1-Methyl-2-(6-trifluoromethoxy-benzothiazol-2-ylamino)-1H-benzoimidazole-5-carboxylic acid (tetrahydro-furan-2-ylmethyl)-amide

1-Methyl-2-(6-trifluoromethoxy-benzothiazol-2-ylamino)-1H-benzoimidazole-5-carboxylic acid (tetrahydro-furan-2-ylmethyl)-amide (73 mg) was prepared by following General Procedure F starting from 1-methyl-2-(6-trifluoromethoxy-benzo-thiazol-2-ylamino)-1H-benzoimidazole-5-carboxylic acid (100 mg), tetrahydrofurfurylamine (27 mg), HBTU (111 mg), and DIEA (64 μ L). LC/MS: m/z 492.9. ^1H NMR (DMSO- d_6 , 400 MHz): δ 12.37 (bs, 1H), 8.47 (s, 1H), 8.07 (s, 1H), 7.90 (s, 1H), 7.77 (d, 1H), 7.72 (d, 1H), 7.47 (d, 1H), 7.34 (d, 1H), 4.03-3.94 (m, 1H), 3.78 (q, 1H), 3.74-3.57 (m, 5H), 3.38-3.31 (m, 1H), 2.00-1.73 (m, 3H), 1.68-1.53 (m, 1H).

Example 19:1-Methyl-2-(6-trifluoromethoxy-benzothiazol-2-ylamino)-1H-benzoimidazole-5-carboxylic acid (3-methoxy-propyl)-amide

1-Methyl-2-(6-trifluoromethoxy-benzothiazol-2-ylamino)-1H-benzoimidazole-5-carboxylic acid (3-methoxy-propyl)-amide (91 mg) was prepared by following General Procedure F starting from 1-methyl-2-(6-trifluoromethoxy-benzothiazol-2-ylamino)-1H-benzoimidazole-5-carboxylic acid (100 mg), 3-methoxy-propylamine (24 mg), HBTU (111 mg), and DIEA (64 μ L). LC/MS: m/z 480.9. ^1H NMR (DMSO- d_6 , 400 MHz): δ 12.37 (bs, 1H), 8.42 (s, 1H), 8.06 (s, 1H), 7.90 (s, 1H), 7.78-7.63 (m, 2H), 7.46 (d, 1H), 7.34 (d, 1H), 3.62 (bs, 3H), 3.38 (t, 2H), 3.34-3.27 (m, 2H), 3.24 (s, 3H), 1.82-1.71 (m, 2H).

Example 20:1-Methyl-2-(6-trifluoromethoxy-benzothiazol-2-ylamino)-1H-benzoimidazole-5-carboxylic acid (2-methoxy-1-methyl-ethyl)-amide

1-Methyl-2-(6-trifluoromethoxy-benzothiazol-2-ylamino)-1H-benzoimidazole-5-carboxylic acid (2-methoxy-1-methyl-ethyl)-amide (86 mg) was prepared by following General Procedure F starting from 1-methyl-2-(6-trifluoromethoxy-benzothiazol-2-ylamino)-1H-benzoimidazole-5-carboxylic acid (100 mg), 1-methoxy-2-propylamine (24 mg), HBTU (111 mg), and DIEA (64 μ L). LC/MS: m/z 480.9. ^1H NMR (DMSO- d_6 , 400 MHz): δ 12.39 (bs, 1H), 8.18 (s, 1H), 8.07 (s, 1H), 7.90 (s, 1H), 7.76 (d, 1H), 7.71 (d, 1H), 7.46 (d, 1H), 7.34 (d, 1H), 4.30-4.15 (m, 1H), 3.62 (bs, 3H), 3.42 (dd, 1H), 3.29 (dd, 1H), 3.27 (s, 3H), 1.14 (d, 3H).

Example 21:1-Methyl-2-(6-trifluoromethoxy-benzothiazol-2-ylamino)-1H-benzoimidazole-5-carboxylic acid (2-hydroxy-propyl)-amide

1-Methyl-2-(6-trifluoromethoxy-benzothiazol-2-ylamino)-1H-benzoimidazole-5-carboxylic acid (2-hydroxy-propyl)-amide (67 mg) was prepared by following General Procedure F starting from 1-methyl-2-(6-trifluoromethoxy-benzothiazol-2-ylamino)-1H-benzoimidazole-5-carboxylic acid (100 mg), 1-amino-2-propanol (20 mg), HBTU (111 mg), and DIEA (64 μ L). LC/MS: m/z 466.9. ^1H NMR (DMSO- d_6 , 400 MHz): δ 12.40 (bs, 1H), 8.35 (s, 1H), 8.09 (s, 1H), 7.92 (s, 1H), 7.86-7.66 (m, 2H), 7.48 (d, 1H), 7.36 (d, 1H), 4.77 (d, 1H), 3.87-3.77 (m, 1H), 3.64 (bs, 3H), 3.29-3.17 (m, 2H), 1.09 (d, 3H).

Example 22:1-Methyl-2-(6-trifluoromethoxy-benzothiazol-2-ylamino)-1H-benzoimidazole-5-carboxylic acid (2-methoxy-2-methyl-propyl)-amide

1-Methyl-2-(6-trifluoromethoxy-benzothiazol-2-ylamino)-1H-benzoimidazole-5-carboxylic acid (2-methoxy-2-methyl-propyl)-amide (68 mg) was prepared by following General Procedure F starting from 1-methyl-2-(6-trifluoromethoxy-benzothiazol-2-ylamino)-1H-benzoimidazole-5-carboxylic acid (100 mg), 2-methoxy-2-methyl-propylamine (58 mg), HBTU (111 mg), and DIEA (64 μ L). LC/MS: m/z 494.9. ^1H NMR (DMSO- d_6 , 400 MHz): δ 12.40 (bs, 1H), 8.17 (t, 1H), 8.08 (s, 1H), 7.92 (s, 1H), 7.78 (d, 1H), 7.73 (d, 1H), 7.48 (d, 1H), 7.36 (d, 1H), 3.64 (bs, 3H), 3.36 (d, 2H), 3.18 (s, 3H), 1.14 (d, 6H).

Example 23:1-Methyl-2-(6-trifluoromethyl-benzothiazol-2-ylamino)-1H-benzoimidazole-5-carboxylic acid methyl ester

1-Methyl-2-(6-trifluoromethyl-benzothiazol-2-ylamino)-1H-benzoimidazole-5-carboxylic acid methyl ester (765 mg) was prepared by following General Procedure D starting from 3-amino-4-methylamino-benzoic acid methyl ester (991 mg), 2-amino-6-(trifluoromethyl)benzothiazole (1.0 g), 1,1'-thiocarbonyldiimidazole (1.09 g), and EDC (1.32 g). LC/MS: m/z 407.9. ¹H NMR (DMSO-d₆, 400 MHz): δ 12.37 (bs, 1H), 8.15 (s, 1H), 7.97 (d, 1H), 7.95 (d, 1H), 7.85 (d, 1H), 7.62-7.43 (m, 2H), 3.86 (s, 3H), 3.62 (bs, 3H).

Example 24:1-Methyl-2-(6-trifluoromethyl-benzothiazol-2-ylamino)-1H-benzoimidazole-5-carboxylic acid

1-Methyl-2-(6-trifluoromethyl-benzothiazol-2-ylamino)-1H-benzoimidazole-5-carboxylic acid (434 mg) was prepared by following General Procedure E starting from 1-methyl-2-(6-trifluoromethyl-benzothiazol-2-ylamino)-1H-benzoimidazole-5-carboxylic acid methyl ester (765 mg) and lithium hydroxide (316 mg). LC/MS: m/z 393.9. ¹H NMR (DMSO-d₆, 400 MHz): δ 12.77 (bs, 1H), 12.49 (bs, 1H), 8.34-8.14 (m, 2H), 7.93-7.73 (m, 2H), 7.67 (d, 1H), 7.52 (d, 1H), 3.64 (bs, 3H).

Example 25:1-Methyl-2-(6-trifluoromethyl-benzothiazol-2-ylamino)-1H-benzoimidazole-5-carboxylic acid (2-methoxy-ethyl)-amide

1-Methyl-2-(6-trifluoromethyl-benzothiazol-2-ylamino)-1H-benzoimidazole-5-carboxylic acid (2-methoxy-ethyl)-amide (78 mg) was prepared by following General Procedure F starting from 1-methyl-2-(6-trifluoromethyl-benzothiazol-2-ylamino)-1H-benzoimidazole-5-carboxylic acid (100 mg), 2-methoxy-ethylamine (21 mg), HBTU (116 mg), and DIEA (67 μL). LC/MS: m/z 450.9. ¹H NMR (DMSO-d₆, 400 MHz): δ 12.45 (bs, 1H), 8.47 (s, 1H), 8.24 (s, 1H), 8.09 (s, 1H), 7.78 (s, 2H), 7.67 (d, 1H), 7.48 (d, 1H), 3.66 (bs, 3H), 3.51-3.39 (m, 4H), 3.27 (s, 3H).

Example 26:1-Methyl-2-(6-trifluoromethyl-benzothiazol-2-ylamino)-1H-benzoimidazole-5-carboxylic acid ethylamide

1-Methyl-2-(6-trifluoromethyl-benzothiazol-2-ylamino)-1H-benzoimidazole-5-carboxylic acid ethylamide (77 mg) was prepared by following General Procedure F starting from 1-methyl-2-(6-trifluoromethyl-benzothiazol-2-ylamino)-1H-benzoimidazole-5-carboxylic acid (100 mg), ethylamine (2 M in THF, 254 μ L), HBTU (116 mg), and DIEA (67 μ L). LC/MS: m/z 421.0. ^1H NMR (DMSO- d_6 , 400 MHz): δ 12.46 (bs, 1H), 8.42 (s, 1H), 8.24 (s, 1H), 8.08 (s, 1H), 7.74 (s, 2H), 7.64 (d, 1H), 7.48 (d, 1H), 3.66 (bs, 3H), 3.30 (q, 2H), 1.13 (t, 3H).

Example 27:1-Methyl-2-(6-trifluoromethyl-benzothiazol-2-ylamino)-1H-benzoimidazole-5-carboxylic acid (2-hydroxy-ethyl)-amide

1-Methyl-2-(6-trifluoromethyl-benzothiazol-2-ylamino)-1H-benzoimidazole-5-carboxylic acid (2-hydroxy-ethyl)-amide (91 mg) was prepared by following General Procedure F starting from 1-methyl-2-(6-trifluoromethyl-benzothiazol-2-ylamino)-1H-benzoimidazole-5-carboxylic acid (100 mg), ethanolamine (17 mg), HBTU (116 mg), and DIEA (67 μ L). LC/MS: m/z 436.9. ^1H NMR (DMSO- d_6 , 400 MHz): δ 12.46 (bs, 1H), 8.38 (s, 1H), 8.24 (s, 1H), 8.09 (s, 1H), 7.77 (s, 2H), 7.67 (d, 1H), 7.48 (d, 1H), 4.72 (t, 1H), 3.65 (bs, 3H), 3.52 (q, 2H), 3.34 (q, 2H).

Example 28:2-(6-Chloro-benzothiazol-2-ylamino)-1-methyl-1H-benzoimidazole-5-carboxylic acid methyl ester

2-(6-Chloro-benzothiazol-2-ylamino)-1-methyl-1H-benzoimidazole-5-carboxylic acid methyl ester (842 mg) was prepared by following General Procedure D starting from 3-amino-4-methylamino-benzoic acid methyl ester (650 mg), 2-amino-6-chloro-benzothiazole (556 mg), 1,1'-thiocarbonyldiimidazole (715 mg), and EDC (865 mg). LC/MS: m/z 373.7. ^1H NMR (DMSO- d_6 , 400 MHz): δ 12.39 (bs, 1H), 8.19 (s, 1H), 7.92 (s, 1H), 7.84 (s, 1H), 7.64 (s, 1H), 7.50 (d, 1H), 7.38 (d, 1H), 3.86 (s, 3H), 3.62 (bs, 3H).

Example 29:2-(6-Chloro-benzothiazol-2-ylamino)-1-methyl-1H-benzimidazole-5-carboxylic acid

2-(6-Chloro-benzothiazol-2-ylamino)-1-methyl-1H-benzimidazole-5-carboxylic acid (250 mg) was prepared by following General Procedure E starting from 2-(6-chloro-
5 benzothiazol-2-ylamino)-1-methyl-1H-benzimidazole-5-carboxylic acid methyl ester (842 mg) and lithium hydroxide (379 mg). LC/MS: m/z 359.9. ¹H NMR (DMSO-d₆, 400 MHz): δ 8.12 (s, 1H), 7.92 (d, 1H), 7.83 (d, 1H), 7.55 (s, 1H), 7.48 (d, 1H), 7.38 (dd, 1H), 3.65 (s, 3H), -COOH and -NH proton signal was not observed.

10 Example 30:2-(6-Chloro-benzothiazol-2-ylamino)-1-methyl-1H-benzimidazole-5-carboxylic acid (2-hydroxy-ethyl)-amide

2-(6-Chloro-benzothiazol-2-ylamino)-1-methyl-1H-benzimidazole-5-carboxylic acid (2-hydroxy-ethyl)-amide (9 mg) was prepared by following General Procedure F
15 starting from 2-(6-chloro-benzothiazol-2-ylamino)-1-methyl-1H-benzimidazole-5-carboxylic acid (90 mg), ethanolamine (17 mg), HBTU (114 mg), and DIEA (66 uL). LC/MS: m/z 402.9. ¹H NMR (DMSO-d₆, 400 MHz): δ 12.35 (bs, 1H), 8.36 (s, 1H), 8.06 (s, 1H), 7.91 (s, 1H), 7.74 (s, 1H), 7.63 (s, 1H), 7.45 (d, 1H), 7.37 (dd, 1H), 4.72 (t, 1H), 3.63 (bs, 3H), 3.52 (q, 2H), 3.34 (q, 2H).

20

Example 31:2-(6-Chloro-benzothiazol-2-ylamino)-1-methyl-1H-benzimidazole-5-carboxylic acid (2-methoxy-ethyl)-amide

2-(6-Chloro-benzothiazol-2-ylamino)-1-methyl-1H-benzimidazole-5-carboxylic acid (2-methoxy-ethyl)-amide (51 mg) was prepared by following General Procedure F
25 starting from 2-(6-chloro-benzothiazol-2-ylamino)-1-methyl-1H-benzimidazole-5-carboxylic acid (90 mg), 2-methoxyethylamine (21 mg), HBTU (114 mg), and DIEA (66 uL). LC/MS: m/z 416.8. ¹H NMR (DMSO-d₆, 400 MHz): δ 12.36 (bs, 1H), 8.46 (s, 1H), 8.06 (s, 1H), 7.91 (s, 1H), 7.75 (s, 1H), 7.64 (s, 1H), 7.46 (d, 1H), 7.38 (dd, 1H), 3.62 (bs,
30 3H), 3.50-3.39 (m, 4H), 3.27 (s, 3H).

Example 32:2-(6-Chloro-benzothiazol-2-ylamino)-1-methyl-1H-benzoimidazole-5-carboxylic acid ethylamide

2-(6-Chloro-benzothiazol-2-ylamino)-1-methyl-1H-benzoimidazole-5-carboxylic acid ethylamide (64 mg) was prepared by following General Procedure F starting from 2-(6-chloro-benzothiazol-2-ylamino)-1-methyl-1H-benzoimidazole-5-carboxylic acid (90 mg), ethylamine (2 M in THF, 251 μ L), HBTU (114 mg), and DIEA (66 μ L). LC/MS: m/z 386.9. ^1H NMR (DMSO- d_6 , 400 MHz): δ 12.38 (bs, 1H), 8.40 (s, 1H), 8.05 (s, 1H), 7.90 (s, 1H), 7.72 (d, 1H), 7.57 (bs, 1H), 7.44 (d, 1H), 7.37 (dd, 1H), 3.64 (bs, 3H), 3.30 (q, 10 2H), 1.13 (t, 3H).

Example 33:2-(5,6-Difluoro-benzothiazol-2-ylamino)-1-methyl-1H-benzoimidazole-5-carboxylic acid methyl ester

2-(5,6-Difluoro-benzothiazol-2-ylamino)-1-methyl-1H-benzoimidazole-5-carboxylic acid methyl ester (579 mg) was prepared by following General Procedure D starting from 3-amino-4-methylamino-benzoic acid methyl ester (650 mg), 2-amino-5,6-difluorobenzothiazole (560 mg), 1,1'-thiocarbonyldiimidazole (715 mg), and EDC (865 mg). LC/MS: m/z 375.8. ^1H NMR (DMSO- d_6 , 400 MHz): δ 12.51 (bs, 1H), 8.25 (s, 1H), 20 8.19 (s, 1H), 7.85 (s, 1H), 7.68 (d, 1H), 7.52 (d, 1H), 3.86 (s, 3H), 3.67 (bs, 3H).

Example 34:2-(5,6-Difluoro-benzothiazol-2-ylamino)-1-methyl-1H-benzoimidazole-5-carboxylic acid

2-(5,6-Difluoro-benzothiazol-2-ylamino)-1-methyl-1H-benzoimidazole-5-carboxylic acid (265 mg) was prepared by following General Procedure E starting from 2-(5,6-difluoro-benzothiazol-2-ylamino)-1-methyl-1H-benzoimidazole-5-carboxylic acid methyl ester (579 mg) and lithium hydroxide (260 mg). LC/MS: m/z 361.9. ^1H NMR (DMSO- d_6 , 400 MHz): δ 12.75 (bs, 1H), 12.35 (bs, 1H), 8.15 (s, 1H), 7.96 (t, 1H), 7.85 (d, 1H), 7.57 (s, 1H), 7.48 (d, 1H), 3.62 (bs, 3H). 25

30

Example 35:2-(5,6-Difluoro-benzothiazol-2-ylamino)-1-methyl-1H-benzoimidazole-5-carboxylic acid ethylamide

2-(5,6-Difluoro-benzothiazol-2-ylamino)-1-methyl-1H-benzoimidazole-5-carboxylic acid ethylamide (55 mg) was prepared by following General Procedure F starting from 2-(5,6-difluoro-benzothiazol-2-ylamino)-1-methyl-1H-benzoimidazole-5-carboxylic acid (90 mg), ethylamine (2 M in THF, 250 μ L), HBTU (114 mg), and DIEA (65 μ L). LC/MS: m/z 388.9. ^1H NMR (DMSO- d_6 , 400 MHz): δ 12.34 (bs, 1H), 8.42 (s, 1H), 8.04 (s, 1H), 7.95 (dd, 1H), 7.74 (d, 1H), 7.55 (s, 1H), 7.45 (d, 1H), 3.62 (s, 3H), 3.30 (q, 2H), 1.13 (t, 3H).

Example 36:2-(5,6-Difluoro-benzothiazol-2-ylamino)-1-methyl-1H-benzoimidazole-5-carboxylic acid (2-hydroxy-ethyl)-amide

2-(5,6-Difluoro-benzothiazol-2-ylamino)-1-methyl-1H-benzoimidazole-5-carboxylic acid (2-hydroxy-ethyl)-amide (71 mg) was prepared by following General Procedure F starting from 2-(5,6-difluoro-benzothiazol-2-ylamino)-1-methyl-1H-benzoimidazole-5-carboxylic acid (90 mg), ethanolamine (17 mg), HBTU (114 mg), and DIEA (65 μ L). LC/MS: m/z 404.8. ^1H NMR (DMSO- d_6 , 400 MHz): δ 12.34 (bs, 1H), 8.38 (s, 1H), 8.05 (s, 1H), 7.95 (t, 1H), 7.76 (s, 1H), 7.56 (s, 1H), 7.46 (d, 1H), 4.72 (t, 1H), 3.62 (bs, 3H), 3.52 (q, 2H), 3.34 (q, 2H).

Example 37:2-(5,6-Difluoro-benzothiazol-2-ylamino)-1-methyl-1H-benzoimidazole-5-carboxylic acid (2-methoxy-ethyl)-amide

2-(5,6-Difluoro-benzothiazol-2-ylamino)-1-methyl-1H-benzoimidazole-5-carboxylic acid (2-methoxy-ethyl)-amide (60 mg) was prepared by following General Procedure F starting from 2-(5,6-difluoro-benzothiazol-2-ylamino)-1-methyl-1H-benzoimidazole-5-carboxylic acid (90 mg), 2-methoxyethylamine (21 mg), HBTU (114 mg), and DIEA (65 μ L). LC/MS: m/z 418.9. ^1H NMR (DMSO- d_6 , 400 MHz): δ 12.34 (bs, 1H), 8.48 (t, 1H), 8.05 (s, 1H), 7.95 (dd, 1H), 7.77 (d, 1H), 7.58 (dd, 1H), 7.47 (d, 1H), 3.61 (bs, 3H), 3.50-3.39 (m, 4H), 3.27 (s, 3H).

Example 38:3-Methyl-2-(6-trifluoromethoxy-benzothiazol-2-ylamino)-3H-benzoimidazole-5-carboxylic acid methylamide

3-Methylamino-4-nitro-benzoic acid (1.1 g) was prepared by following General Procedure A starting from 3-chloro-4-nitro-benzoic acid (1.0 g) and methylamine (2 M in THF, 8.1 mL) in THF. The crude product was used in the next step without further purification.

N-Methyl-3-methylamino-4-nitro-benzamide (407 mg) was prepared by following General Procedure N starting from 3-methylamino-4-nitro-benzoic acid (500 mg), DPPA (550 μ L), DIEA (445 μ L), and methylamine (2 M in THF, 2.55 mL).

4-Amino-N-methyl-3-methylamino-benzamide (298 mg, 86%) was prepared by following General Procedure B starting from N-methyl-3-methylamino-4-nitro-benzamide (407 mg) and Pd/C (10% by weight, 40 mg). The crude product was used directly in the next step.

3-Methyl-2-(6-trifluoromethoxy-benzothiazol-2-ylamino)-3H-benzoimidazole-5-carboxylic acid methylamide (11 mg) was prepared by following General Procedure D starting from 4-amino-N-methyl-3-methylamino-benzamide (298 mg), 2-amino-6-(trifluoromethoxy)benzothiazole (303 mg), 1,1'-thiocarbonyl-diimidazole (329 mg), and EDC (398 mg). LC/MS: m/z 422.9. ^1H NMR (DMSO- d_6 , 400 MHz): δ 8.39 (s, 1H), 8.01 (s, 1H), 7.88 (s, 1H), 7.69 (s, 1H), 7.54 (d, 1H), 7.45 (s, 1H), 7.33 (d, 1H), 6.73 (d, 1H), 3.63 (bs, 3H), 3.46 (s, 3H).

Example 39:6-Fluoro-1-methyl-2-(6-trifluoromethoxy-benzothiazol-2-ylamino)-1H-benzoimidazole-5-carboxylic acid (2-methoxy-ethyl)-amide

2-Fluoro-4-methylamino-5-nitro-benzoic acid (750 mg) was prepared by following General Procedure A starting from 2,4-difluoro-5-nitro-benzoic acid (1.0 g) and methylamine (2 M in THF, 2.46 mL) in THF.

2-Fluoro-N-(2-methoxy-ethyl)-4-methylamino-5-nitro-benzamide was prepared by following General Procedure F starting from 2-fluoro-4-methylamino-5-nitro-benzoic acid (75 mg), HBTU (159 mg), DIEA (92 μ L), and 2-methoxyethylamine (26 mg). The crude product was used directly in the next step without further purification.

5-Amino-2-fluoro-N-(2-methoxy-ethyl)-4-methylamino-benzamide (72 mg) was prepared by following General Procedure B starting from 2-fluoro-N-(2-methoxy-ethyl)-4-

methylamino-5-nitro-benzamide and Pd/C (10% by weight, 10 mg). The crude product was used in the next step without further purification.

6-Fluoro-1-methyl-2-(6-trifluoromethoxy-benzothiazol-2-ylamino)-1H-benzoimidazole-5-carboxylic acid (2-methoxy-ethyl)-amide (41 mg) was prepared by following General Procedure D starting from 5-amino-2-fluoro-N-(2-methoxy-ethyl)-4-methylamino-benzamide (72 mg), 2-amino-6-(trifluoromethoxy)-benzothiazole (59 mg), 1,1'-thiocarbonyldiimidazole (64 mg), and EDC (77 mg). LC/MS: m/z 484.8. ¹H NMR (DMSO-d₆, 400 MHz): δ 12.35 (bs, 1H), 8.16 (s, 1H), 7.91 (d, 1H), 7.88 (s, 1H), 7.73 (d, 1H), 7.50 (d, 1H), 7.36 (d, 1H), 3.61 (bs, 3H), 3.51-3.40 (m, 4H), 3.30 (s, 3H).

10

Example 40:

6-Fluoro-1-methyl-2-(6-trifluoromethoxy-benzothiazol-2-ylamino)-1H-benzoimidazole-5-carboxylic acid methyl ester

2,4-Difluoro-5-nitro-benzoic acid methyl ester (440 mg) was prepared by following General Procedure K starting from 2,4-difluoro-5-nitro-benzoic acid (500 mg) and thionyl chloride (233 uL).

2-Fluoro-4-methylamino-5-nitro-benzoic acid (375 mg) was prepared by following General Procedure A starting from 2,4-difluoro-5-nitro-benzoic acid methyl ester (440 mg) and methylamine (2 M in THF, 1.01 mL) in DMF.

20

5-Amino-2-fluoro-4-methylamino-benzoic acid methyl ester (115 mg) was prepared by following General Procedure B starting from 2-fluoro-4-methylamino-5-nitro-benzoic acid methyl ester (150 mg) and Pd/C (10% by weight, 15 mg). The crude product was used in the next step without further purification.

6-Fluoro-1-methyl-2-(6-trifluoromethoxy-benzothiazol-2-ylamino)-1H-benzoimidazole-5-carboxylic acid methyl ester (140 mg) was prepared by following General Procedure D starting from 5-amino-2-fluoro-4-methylamino-benzoic acid methyl ester (115 mg), 2-amino-6-(trifluoromethoxy)benzothiazole (115 mg), 1,1'-thiocarbonyldiimidazole (126 mg), and EDC (153 mg). LC/MS: m/z 441.8.

30 Example 41:

6-Fluoro-1-methyl-2-(6-trifluoromethoxy-benzothiazol-2-ylamino)-1H-benzoimidazole-5-carboxylic acid

6-Fluoro-1-methyl-2-(6-trifluoromethoxy-benzothiazol-2-ylamino)-1H-benzoimidazole-5-carboxylic acid (121 mg) was prepared by following General

Procedure E starting from 6-fluoro-1-methyl-2-(6-trifluoromethoxy-benzothiazol-2-ylamino)-1H-benzoimidazole-5-carboxylic acid methyl ester (140 mg) and lithium hydroxide (53 mg). LC/MS: m/z 427.8. ¹H NMR (DMSO-d₆, 400 MHz): δ 8.01 (d, 1H), 7.95 (s, 1H), 7.61 (d, 1H), 7.48 (d, 1H), 7.38 (d, 1H), 3.65 (s, 3H), -COOH and -NH proton signal was not observed.

Example 42:

6-Fluoro-1-methyl-2-(6-trifluoromethoxy-benzothiazol-2-ylamino)-1H-benzoimidazole-5-carboxylic acid ethylamide

6-Fluoro-1-methyl-2-(6-trifluoromethoxy-benzothiazol-2-ylamino)-1H-benzoimidazole-5-carboxylic acid ethylamide (65 mg) was prepared by following General Procedure F starting from 6-fluoro-1-methyl-2-(6-trifluoromethoxy-benzothiazol-2-ylamino)-1H-benzoimidazole-5-carboxylic acid (100 mg), ethylamine (2 M in THF, 235 uL), HBTU (107 mg), and DIEA (62 uL). LC/MS: m/z 454.8. ¹H NMR (DMSO-d₆, 400 MHz): δ 12.34 (bs, 1H), 8.17 (s, 1H), 7.93 (s, 1H), 7.85 (s, 1H), 7.73 (s, 1H), 7.48 (s, 1H), 7.36 (d, 1H), 3.61 (bs, 3H), 3.33-3.21 (m, 2H), 1.14 (t, 3H).

Example 43:

1-Methyl-2-(6-trifluoromethoxy-benzothiazol-2-ylamino)-1H-benzoimidazole-5-carboxylic acid (2-morpholin-4-yl-ethyl)-amide

1-Methyl-2-(6-trifluoromethoxy-benzothiazol-2-ylamino)-1H-benzoimidazole-5-carboxylic acid (2-morpholin-4-yl-ethyl)-amide (92 mg) was prepared by following General Procedure F starting from 1-methyl-2-(6-trifluoromethoxy-benzothiazol-2-ylamino)-1H-benzoimidazole-5-carboxylic acid (100 mg), 4-(2-amino-ethyl)morpholine (36 uL), HBTU (112 mg), and DIEA (65 uL). LC/MS: m/z 521.9. ¹H NMR (DMSO-d₆, 400 MHz): δ 12.40 (bs, 1H), 8.11 (s, 1H), 7.95 (s, 1H), 7.92 (s, 1H), 7.79 (d, 1H), 7.73 (d, 1H), 7.52 (d, 1H), 7.36 (d, 1H), 3.85-3.48 (m, 7H), 2.89 (s, 2H), 2.73 (s, 2H), 2.51-2.48 (m, 4H).

Example 44:

1-Methyl-2-(6-trifluoromethoxy-benzothiazol-2-ylamino)-1H-benzoimidazole-5-carboxylic acid (2-trifluoromethoxy-ethyl)-amide

1-Methyl-2-(6-trifluoromethoxy-benzothiazol-2-ylamino)-1H-benzoimidazole-5-carboxylic acid (2-trifluoromethoxy-ethyl)-amide (87 mg) was prepared by following

General Procedure F starting from 1-methyl-2-(6-trifluoromethoxy-benzothiazol-2-ylamino)-1H-benzoimidazole-5-carboxylic acid (100 mg), 2-(trifluoromethoxy)ethylamine hydrochloride (45 mg), HBTU (112 mg), and DIEA (65 μ L). LC/MS: m/z 520.8. ^1H NMR (DMSO- d_6 , 400 MHz): δ 12.41 (bs, 1H), 8.72 (s, 1H), 8.10 (s, 1H), 7.92 (s, 1H), 7.78 (d, 1H), 7.74 (d, 1H), 7.51 (d, 1H), 7.36 (d, 1H), 4.23 (t, 2H), 3.81-3.55 (m, 5H).

Example 45:

1-Methyl-2-(6-trifluoromethoxy-benzothiazol-2-ylamino)-1H-benzoimidazole-5-carboxylic acid (2-hydroxy-2-methyl-propyl)-amide

10 1-Amino-2-methyl-propan-2-ol (244 mg) was prepared by following General Procedure G starting from acetone cyanohydrin (3.34 g) and lithium aluminum hydride (3.13 g).

1-Methyl-2-(6-trifluoromethoxy-benzothiazol-2-ylamino)-1H-benzoimidazole-5-carboxylic acid (2-hydroxy-2-methyl-propyl)-amide (97 mg) was prepared by following
15 General Procedure F starting from 1-methyl-2-(6-trifluoromethoxy-benzothiazol-2-ylamino)-1H-benzoimidazole-5-carboxylic acid (100 mg), 1-amino-2-methyl-propan-2-ol (24 mg), HBTU (112 mg), and DIEA (65 μ L). LC/MS: m/z 480.9. ^1H NMR (DMSO- d_6 , 400 MHz): δ 12.39 (bs, 1H), 8.18 (t, 1H), 8.10 (s, 1H), 7.92 (s, 1H), 7.80 (d, 1H), 7.73 (d, 1H), 7.49 (d, 1H), 7.36 (d, 1H), 4.60 (s, 1H), 3.64 (s, 3H), 3.29 (d, 2H), 1.14 (s, 6H).

20

Example 46:

1-Methyl-2-(6-trifluoromethoxy-benzothiazol-2-ylamino)-1H-benzoimidazole-5-carboxylic acid [2-(2-hydroxy-ethoxy)-ethyl]-amide

1-Methyl-2-(6-trifluoromethoxy-benzothiazol-2-ylamino)-1H-benzoimidazole-5-carboxylic acid [2-(2-hydroxy-ethoxy)-ethyl]-amide (220 mg) was prepared by following
25 General Procedure F starting from 1-methyl-2-(6-trifluoromethoxy-benzothiazol-2-ylamino)-1H-benzoimidazole-5-carboxylic acid (250 mg), 2-(2-aminoethoxy)ethanol (71 mg), HBTU (279 mg), and DIEA (160 μ L). LC/MS: m/z 496.8. ^1H NMR (DMSO- d_6 , 400 MHz): δ 12.39 (bs, 1H), 8.47 (t, 1H), 8.09 (s, 1H), 7.91 (s, 1H), 7.78 (d, 1H), 7.73 (d, 1H),
30 7.49 (d, 1H), 7.36 (d, 1H), 4.61 (t, 1H), 3.64 (s, 3H), 3.57 (t, 2H), 3.51 (t, 2H), 3.49-3.41 (m, 4H).

Example 47:1-Methyl-2-(6-trifluoromethoxy-benzothiazol-2-ylamino)-1H-benzoimidazole-5-carboxylic acid [2-(2-fluoro-ethoxy)-ethyl]-amide

1-Methyl-2-(6-trifluoromethoxy-benzothiazol-2-ylamino)-1H-benzoimidazole-5-carboxylic acid [2-(2-fluoro-ethoxy)-ethyl]-amide (53 mg) was prepared by following General Procedure H starting from 1-methyl-2-(6-trifluoromethoxy-benzothiazol-2-ylamino)-1H-benzoimidazole-5-carboxylic acid [2-(2-hydroxy-ethoxy)-ethyl]-amide (50 mg) and bis(2-methoxyethyl)aminosulfur trifluoride (47 μ L). LC/MS: m/z 498.9. ^1H NMR (DMSO- d_6 , 400 MHz): δ 12.39 (bs, 1H), 8.51 (s, 1H), 8.09 (s, 1H), 7.93 (s, 1H), 7.86-7.62 (m, 2H), 7.49 (d, 1H), 7.36 (d, 1H), 4.63-4.46 (m, 1H), 3.80-3.69 (m, 2H), 3.68-3.52 (m, 6H), 3.46 (q, 2H).

Example 48:1-Methyl-2-(6-trifluoromethoxy-benzothiazol-2-ylamino)-1H-benzoimidazole-5-carboxylic acid (furan-2-ylmethyl)-amide

1-Methyl-2-(6-trifluoromethoxy-benzothiazol-2-ylamino)-1H-benzoimidazole-5-carboxylic acid (furan-2-ylmethyl)-amide (108 mg) was prepared by following General Procedure F starting from 1-methyl-2-(6-trifluoromethoxy-benzothiazol-2-ylamino)-1H-benzoimidazole-5-carboxylic acid (100 mg), furfurylamine (26 mg), HBTU (111 mg), and DIEA (64 μ L). LC/MS: m/z 489.0. ^1H NMR (DMSO- d_6 , 400 MHz): δ 12.37 (bs, 1H), 8.92 (s, 1H), 8.09 (s, 1H), 7.90 (s, 1H), 7.79 (d, 1H), 7.71 (d, 1H), 7.57 (s, 1H), 7.47 (d, 1H), 7.34 (d, 1H), 6.39 (dd, 1H), 6.27 (d, 1H), 4.48 (d, 2H), 3.62 (s, 3H).

Example 49:1-Methyl-2-(6-trifluoromethoxy-benzothiazol-2-ylamino)-1H-benzoimidazole-5-carboxylic acid ([1,4]dioxan-2-ylmethyl)-amide

1-Methyl-2-(6-trifluoromethoxy-benzothiazol-2-ylamino)-1H-benzoimidazole-5-carboxylic acid ([1,4]dioxan-2-ylmethyl)-amide (88 mg) was prepared by following General Procedure F starting from 1-methyl-2-(6-trifluoromethoxy-benzothiazol-2-ylamino)-1H-benzoimidazole-5-carboxylic acid (100 mg), c-[1,4]dioxan-2-yl-methylamine (32 mg), HBTU (111 mg), and DIEA (64 μ L). LC/MS: m/z 508.8. ^1H NMR (DMSO- d_6 , 400 MHz): δ 12.38 (bs, 1H), 8.52 (s, 1H), 8.09 (s, 1H), 7.93 (s, 1H), 7.87-7.61 (m, 2H), 7.49 (d, 1H), 7.37 (d, 1H), 3.85-3.21 (m, 12H).

Example 50:1-Methyl-2-(6-trifluoromethoxy-benzothiazol-2-ylamino)-1H-benzoimidazole-5-carboxylic acid ((S)-2-hydroxy-propyl)-amide

1-Methyl-2-(6-trifluoromethoxy-benzothiazol-2-ylamino)-1H-benzoimidazole-5-carboxylic acid ((S)-2-hydroxy-propyl)-amide (70 mg) was prepared by following General Procedure F starting from 1-methyl-2-(6-trifluoromethoxy-benzothiazol-2-yl-amino)-1H-benzoimidazole-5-carboxylic acid (100 mg), (S)-(+)-1-amino-2-propanol (20 mg), HBTU (111 mg), and DIEA (64 μ L). LC/MS: m/z 466.8. ^1H NMR (DMSO- d_6 , 400 MHz): δ 12.39 (s, 1H), 8.36 (s, 1H), 8.10 (s, 1H), 7.92 (s, 1H), 7.80 (d, 1H), 7.73 (d, 1H), 7.49 (d, 1H), 7.36 (d, 1H), 4.77 (d, 1H), 3.87-3.78 (m, 1H), 3.64 (bs, 3H), 3.27-3.20 (m, 2H), 1.09 (d, 3H).

Example 51:1-Methyl-2-(6-trifluoromethoxy-benzothiazol-2-ylamino)-1H-benzoimidazole-5-carboxylic acid ((R)-2-hydroxy-propyl)-amide

1-Methyl-2-(6-trifluoromethoxy-benzothiazol-2-ylamino)-1H-benzoimidazole-5-carboxylic acid ((R)-2-hydroxy-propyl)-amide (78 mg) was prepared by following General Procedure F starting from 1-methyl-2-(6-trifluoromethoxy-benzothiazol-2-yl-amino)-1H-benzoimidazole-5-carboxylic acid (100 mg), (R)-(-)-1-amino-2-propanol (20 mg), HBTU (111 mg), and DIEA (64 μ L). LC/MS: m/z 466.8. ^1H NMR (DMSO- d_6 , 400 MHz): δ 12.39 (s, 1H), 8.36 (s, 1H), 8.09 (s, 1H), 7.92 (s, 1H), 7.86-7.65 (m, 2H), 7.48 (d, 1H), 7.36 (d, 1H), 4.77 (d, 1H), 3.89-3.77 (m, 1H), 3.64 (bs, 3H), 3.26-3.19 (m, 2H), 1.09 (d, 3H).

Example 52:1-Methyl-2-(6-trifluoromethoxy-benzothiazol-2-ylamino)-1H-benzoimidazole-5-carboxylic acid (trans-4-hydroxy-cyclohexyl)-amide

1-Methyl-2-(6-trifluoromethoxy-benzothiazol-2-ylamino)-1H-benzoimidazole-5-carboxylic acid (trans-4-hydroxy-cyclohexyl)-amide (42 mg) was prepared by following General Procedure F starting from 1-methyl-2-(6-trifluoromethoxy-benzothiazol-2-ylamino)-1H-benzoimidazole-5-carboxylic acid (75 mg), trans-4-amino-cyclohexanol (23 mg), HBTU (84 mg), and DIEA (48 μ L). LC/MS: m/z 506.8. ^1H NMR (DMSO- d_6 , 400 MHz): δ 12.40 (s, 1H), 8.17 (s, 1H), 8.08 (s, 1H), 7.92 (s, 1H), 7.82-7.64 (m, 2H), 7.47 (d,

1H), 7.36 (d, 1H), 4.57 (d, 1H), 3.81-3.68 (m, 1H), 3.64 (bs, 3H), 3.46-3.35 (m, 1H), 1.92-1.78 (m, 4H), 1.39 (q, 2H), 1.26 (q, 2H).

Example 53:

5 1-Methyl-2-(6-trifluoromethoxy-benzothiazol-2-ylamino)-1H-benzoimidazole-5-carboxylic acid [2-(tetrahydro-furan-2-ylmethoxy)-ethyl]-amide

1-Methyl-2-(6-trifluoromethoxy-benzothiazol-2-ylamino)-1H-benzoimidazole-5-carboxylic acid [2-(tetrahydro-furan-2-ylmethoxy)-ethyl]-amide (21 mg) was prepared by following General Procedure F starting from 1-methyl-2-(6-trifluoromethoxy-
10 benzothiazol-2-ylamino)-1H-benzoimidazole-5-carboxylic acid (75 mg), 2-(tetrahydro-furan-2-ylmethoxy)-ethylamine (29 mg), HBTU (84 mg), and DIEA (48 uL). LC/MS: m/z 536.8. ¹H NMR (DMSO-d₆, 400 MHz): δ 12.39 (s, 1H), 8.46 (s, 1H), 8.09 (s, 1H), 7.92 (s, 1H), 7.83-7.65 (m, 2H), 7.49 (d, 1H), 7.36 (d, 1H), 3.98-3.90 (m, 1H), 3.79-3.68 (m, 2H), 3.64 (bs, 3H), 3.61-3.52 (m, 2H), 3.49-3.38 (m, 5H), 1.94-1.68 (m, 2H), 1.60-1.47 (m,
15 1H).

Example 54:

20 1-Methyl-2-(6-trifluoromethoxy-benzothiazol-2-ylamino)-1H-benzoimidazole-5-carboxylic acid (2-ethoxy-propyl)-amide

1-Methyl-2-(6-trifluoromethoxy-benzothiazol-2-ylamino)-1H-benzoimidazole-5-carboxylic acid (2-ethoxy-propyl)-amide (31 mg) was prepared by following General Procedure F starting from 1-methyl-2-(6-trifluoromethoxy-benzothiazol-2-ylamino)-1H-benzoimidazole-5-carboxylic acid (75 mg), 2-ethoxy-propylamine (21 mg), HBTU (84 mg), and DIEA (48 uL). LC/MS: m/z 494.7. ¹H NMR (DMSO-d₆, 400 MHz): δ 12.39 (s,
25 1H), 8.43 (s, 1H), 8.08 (s, 1H), 7.92 (s, 1H), 7.83-7.66 (m, 2H), 7.48 (d, 1H), 7.36 (d, 1H), 3.79-3.43 (m, 5H), 3.41-3.30 (m, 2H), 3.29-3.18 (m, 1H), 1.14-1.08 (m, 6H).

Example 55:

30 2-({1-Methyl-2-(6-trifluoromethoxy-benzothiazol-2-ylamino)-1H-benzoimidazole-5-carbonyl]-amino}-methyl)-morpholine-4-carboxylic acid tert-butyl ester

2-({1-Methyl-2-(6-trifluoromethoxy-benzothiazol-2-ylamino)-1H-benzoimidazole-5-carbonyl]-amino}-methyl)-morpholine-4-carboxylic acid tert-butyl ester (76 mg) was prepared by following General Procedure F starting from 1-methyl-2-(6-trifluoromethoxy-benzothiazol-2-ylamino)-1H-benzoimidazole-5-carboxylic acid (75 mg), 2-

aminomethyl-morpholine-4-carboxylic acid tert-butyl ester (44 mg), HBTU (84 mg), and DIEA (48 uL). LC/MS: m/z 607.9. ¹H NMR (DMSO-d₆, 400 MHz): δ 12.41 (s, 1H), 8.59 (s, 1H), 8.09 (s, 1H), 7.92 (s, 1H), 7.85-7.63 (m, 2H), 7.50 (d, 1H), 7.37 (d, 1H), 3.95-3.78 (m, 2H), 3.76-3.58 (m, 5H), 3.56-3.45 (m, 1H), 3.44-3.35 (m, 4H), 1.22 (s, 9H).

5

Example 56:

1-Methyl-2-(6-trifluoromethoxy-benzothiazol-2-ylamino)-1H-benzoimidazole-5-carboxylic acid (morpholin-2-ylmethyl)-amide hydrochloride

1-Methyl-2-(6-trifluoromethoxy-benzothiazol-2-ylamino)-1H-benzoimidazole-5-carboxylic acid (morpholin-2-ylmethyl)-amide dihydrochloride (57 mg) was prepared by following General Procedure L starting from 2-([1-methyl-2-(6-trifluoro-methoxy-benzothiazol-2-ylamino)-1H-benzoimidazole-5-carbonyl]-amino)-methyl)-morpholine-4-carboxylic acid tert-butyl ester (63 mg) and HCl (4 M in dioxanes, 260 uL). LC/MS: m/z 507.7. ¹H NMR (DMSO-d₆, 400 MHz): δ 9.37 (bs, 2H), 8.68 (t, 1H), 8.11 (s, 1H), 7.95 (s, 1H), 7.80 (d, 1H), 7.64 (d, 1H), 7.52 (d, 1H), 7.38 (d, 1H), 4.04-3.86 (m, 2H), 3.76 (t, 1H), 3.69 (s, 3H), 3.52-3.31 (m, 2H), 3.28 (d, 1H), 3.18 (d, 1H), 3.06-2.90 (m, 1H), 2.80 (q, 1H).

15

Example 57:

6-Fluoro-1-methyl-2-(6-trifluoromethoxy-benzothiazol-2-ylamino)-1H-benzoimidazole-5-carboxylic acid (2-ethoxy-ethyl)-amide

6-Fluoro-1-methyl-2-(6-trifluoromethoxy-benzothiazol-2-ylamino)-1H-benzoimidazole-5-carboxylic acid (2-ethoxy-ethyl)-amide (52 mg) was prepared by following General Procedure F starting from 6-fluoro-1-methyl-2-(6-trifluoromethoxy-benzothiazol-2-ylamino)-1H-benzoimidazole-5-carboxylic acid (75 mg), 2-ethoxyethylamine (17 mg), HBTU (80 mg), and DIEA (46 uL). LC/MS: m/z 498.7. ¹H NMR (DMSO-d₆, 400 MHz): δ 12.35 (bs, 1H), 8.14 (d, 1H), 7.92 (s, 1H), 7.89 (d, 1H), 7.73 (d, 1H), 7.50 (d, 1H), 7.37 (s, 1H), 3.60 (bs, 3H), 3.56-3.41 (m, 6H), 1.14 (t, 3H).

25

Example 58:

6-Fluoro-1-methyl-2-(6-trifluoromethoxy-benzothiazol-2-ylamino)-1H-benzoimidazole-5-carboxylic acid dimethylcarbamoylmethyl-amide

6-Fluoro-1-methyl-2-(6-trifluoromethoxy-benzothiazol-2-ylamino)-1H-benzoimidazole-5-carboxylic acid dimethylcarbamoylmethyl-amide (32 mg) was

30

prepared by following General Procedure F starting from 6-fluoro-1-methyl-2-(6-trifluoromethoxy-benzothiazol-2-ylamino)-1H-benzoimidazole-5-carboxylic acid (75 mg), glycine dimethylamide acetate (32 mg), HBTU (80 mg), and DIEA (46 uL). LC/MS: m/z 511.7. ¹H NMR (DMSO-d₆, 400 MHz): δ 12.39 (bs, 1H), 8.19-8.00 (m, 2H), 7.93 (s, 1H), 7.74 (d, 1H), 7.54 (d, 1H), 7.36 (d, 1H), 4.18 (d, 2H), 3.61 (bs, 3H), 3.01 (s, 3H), 2.89 (s, 3H).

Example 59:

10 6-Fluoro-1-methyl-2-(6-trifluoromethoxy-benzothiazol-2-ylamino)-1H-benzoimidazole-5-carboxylic acid (2-morpholin-4-yl-ethyl)-amide

6-Fluoro-1-methyl-2-(6-trifluoromethoxy-benzothiazol-2-ylamino)-1H-benzoimidazole-5-carboxylic acid (2-morpholin-4-yl-ethyl)-amide (21 mg) was prepared by following General Procedure F starting from 6-fluoro-1-methyl-2-(6-trifluoro-methoxy-benzothiazol-2-ylamino)-1H-benzoimidazole-5-carboxylic acid (75 mg), 4-(2-aminoethyl)morpholine (25 mg), HBTU (80 mg), and DIEA (46 uL). LC/MS: m/z 539.7. ¹H NMR (DMSO-d₆, 400 MHz): δ 12.38 (bs, 1H), 9.54 (s, 1H), 8.41 (s, 1H), 7.95 (s, 1H), 7.74 (s, 1H), 7.56 (s, 1H), 7.36 (d, 1H), 4.01 (d, 2H), 3.80-3.51 (m, 7H), 3.25-3.09 (m, 2H), 2.53-2.49 (m, 4H).

20 Example 60:

6-Fluoro-1-methyl-2-(6-trifluoromethoxy-benzothiazol-2-ylamino)-1H-benzoimidazole-5-carboxylic acid (2-hydroxy-propyl)-amide

6-Fluoro-1-methyl-2-(6-trifluoromethoxy-benzothiazol-2-ylamino)-1H-benzoimidazole-5-carboxylic acid (2-hydroxy-propyl)-amide (52 mg) was prepared by following General Procedure F starting from 6-fluoro-1-methyl-2-(6-trifluoromethoxy-benzothiazol-2-ylamino)-1H-benzoimidazole-5-carboxylic acid (75 mg), 1-amino-2-propanol (15 mg), HBTU (80 mg), and DIEA (46 uL). LC/MS: m/z 484.7. ¹H NMR (DMSO-d₆, 400 MHz): δ 12.93 (bs, 1H), 12.35 (bs, 1H), 8.02 (s, 1H), 7.93 (s, 1H), 7.73 (d, 1H), 7.51 (d, 1H), 7.36 (d, 1H), 4.79 (s, 1H), 3.86-3.75 (m, 1H), 3.61 (bs, 3H), 3.29-3.17 (m, 2H), 1.10 (d, 3H).

Example 61:6-Methoxy-1-methyl-2-(6-trifluoromethoxy-benzothiazol-2-ylamino)-1H-benzimidazole-5-carboxylic acid methyl ester

2-Methoxy-4-methylamino-5-nitro-benzoic acid methyl ester (120 mg) was prepared by following General Procedure A starting from 2-Fluoro-4-methylamino-5-nitro-benzoic acid methyl ester (200 mg) and sodium methoxide (190 mg) in DMF.

5-Amino-2-methoxy-4-methylamino-benzoic acid methyl ester (95 mg) was prepared by following General Procedure B starting from 2-methoxy-4-methylamino-5-nitro-benzoic acid methyl ester (120 mg) and Pd/C (10% by weight, 12 mg). The crude product was used in the next step without further purification.

6-Methoxy-1-methyl-2-(6-trifluoromethoxy-benzothiazol-2-ylamino)-1H-benzimidazole-5-carboxylic acid methyl ester (80 mg) was prepared by following General Procedure D starting from 5-amino-2-methoxy-4-methylamino-benzoic acid methyl ester (95 mg), 2-amino-6-(trifluoromethoxy)benzothiazole (82 mg), 1,1'-thiocarbonyldiimidazole (90 mg), and EDC (108 mg). LC/MS: m/z 453.8. ¹H NMR (DMSO-d₆, 400 MHz): δ 12.24, (s, 1H), 7.97 (s, 1H), 7.92 (s, 1H), 7.71 (d, 1H), 7.36 (d, 1H), 7.24 (s, 1H), 3.90 (s, 3H), 3.80 (s, 3H), 3.64 (s, 3H).

Example 62:6-Methoxy-1-methyl-2-(6-trifluoromethoxy-benzothiazol-2-ylamino)-1H-benzimidazole-5-carboxylic acid

6-Methoxy-1-methyl-2-(6-trifluoromethoxy-benzothiazol-2-ylamino)-1H-benzimidazole-5-carboxylic acid (60 mg) was prepared by following General Procedure E starting from 6-methoxy-1-methyl-2-(6-trifluoromethoxy-benzothiazol-2-ylamino)-1H-benzimidazole-5-carboxylic acid methyl ester (80 mg) and lithium hydroxide (30 mg). LC/MS: m/z 439.8.

Example 63:6-Methoxy-1-methyl-2-(6-trifluoromethoxy-benzothiazol-2-ylamino)-1H-benzimidazole-5-carboxylic acid dimethylcarbamoylmethyl-amide

6-Methoxy-1-methyl-2-(6-trifluoromethoxy-benzothiazol-2-ylamino)-1H-benzimidazole-5-carboxylic acid dimethylcarbamoylmethyl-amide (37 mg) was prepared by following General Procedure F starting from 6-methoxy-1-methyl-2-(6-trifluoromethoxy-benzothiazol-2-ylamino)-1H-benzimidazole-5-carboxylic acid (60 mg),

glycine dimethylamide acetate (25 mg), HBTU (63 mg), and DIEA (36 uL). LC/MS: m/z 523.7. ¹H NMR (DMSO-d₆, 400 MHz): δ 12.29 (bs, 1H), 8.84 (t, 1H), 8.26 (s, 1H), 7.90 (s, 1H), 7.72 (d, 1H), 7.35 (d, 1H), 7.30 (s, 1H), 4.21 (d, 2H), 4.04 (s, 3H), 3.65 (s, 3H), 3.00 (s, 3H), 2.91 (s, 3H).

5

Example 64:

6-Methoxy-1-methyl-2-(6-trifluoromethoxy-benzothiazol-2-ylamino)-1H-benzimidazole-5-carboxylic acid ethylamide

6-Methoxy-1-methyl-2-(6-trifluoromethoxy-benzothiazol-2-ylamino)-1H-
10 benzimidazole-5-carboxylic acid ethylamide (37 mg) was prepared by following General Procedure F starting from 6-methoxy-1-methyl-2-(6-trifluoromethoxy-benzo-thiazol-2-ylamino)-1H-benzimidazole-5-carboxylic acid (75 mg), ethylamine (2 M in THF, 171 uL), HBTU (78 mg), and DIEA (45 uL). LC/MS: m/z 466.7. ¹H NMR (DMSO-d₆, 400 MHz): δ 12.25 (s, 1H), 8.22 (t, 1H), 8.10 (s, 1H), 7.90 (s, 1H), 7.71 (d, 1H), 7.34 (d, 1H),
15 7.24 (s, 1H), 3.98 (s, 3H), 3.64 (s, 3H), 3.39-3.30 (m, 2H), 1.14 (t, 3H).

Example 65:

6-Methoxy-1-methyl-2-(6-trifluoromethoxy-benzothiazol-2-ylamino)-1H-benzimidazole-5-carboxylic acid (2-ethoxy-ethyl)-amide

20 6-Methoxy-1-methyl-2-(6-trifluoromethoxy-benzothiazol-2-ylamino)-1H-benzimidazole-5-carboxylic acid (2-ethoxy-ethyl)-amide (72 mg) was prepared by following General Procedure F starting from 6-methoxy-1-methyl-2-(6-trifluoromethoxy-benzothiazol-2-ylamino)-1H-benzimidazole-5-carboxylic acid (75 mg), 2-ethoxyethylamine (17 mg), HBTU (78 mg), and DIEA (45 uL). LC/MS: m/z 510.7. ¹H
25 NMR (DMSO-d₆, 400 MHz): δ 12.27 (s, 1H), 8.34 (t, 1H), 8.16 (s, 1H), 7.90 (s, 1H), 7.71 (d, 1H), 7.35 (d, 1H), 7.26 (s, 1H), 4.0 (s, 3H), 3.64 (s, 3H), 3.56-3.43 (m, 6H), 1.16 (t, 3H).

Example 66:

30 6-Methoxy-1-methyl-2-(6-trifluoromethoxy-benzothiazol-2-ylamino)-1H-benzimidazole-5-carboxylic acid (2-morpholin-4-yl-ethyl)-amide

6-Methoxy-1-methyl-2-(6-trifluoromethoxy-benzothiazol-2-ylamino)-1H-
benzimidazole-5-carboxylic acid (2-morpholin-4-yl-ethyl)-amide (69 mg) was prepared
by following General Procedure F starting from 6-methoxy-1-methyl-2-(6-trifluoro-
35 methoxy-benzothiazol-2-ylamino)-1H-benzimidazole-5-carboxylic acid (75 mg), 4-(2-

aminoethyl)morpholine (25 mg), HBTU (78 mg), and DIEA (45 uL). LC/MS: m/z 551.7. ¹H NMR (DMSO-d₆, 400 MHz): δ 12.27 (bs, 1H), 8.50 (bs, 1H), 8.18 (s, 1H), 7.90 (s, 1H), 7.71 (d, 1H), 7.35 (d, 1H), 7.28 (s, 1H), 4.02 (s, 3H), 3.76-3.55 (m, 7H), 3.38-3.27 (m, 4H), 2.52-2.49 (m, 4H).

5

Example 67:

6-Methoxy-1-methyl-2-(6-trifluoromethoxy-benzothiazol-2-ylamino)-1H-benzimidazole-5-carboxylic acid (2-methoxy-ethyl)-amide

6-Methoxy-1-methyl-2-(6-trifluoromethoxy-benzothiazol-2-ylamino)-1H-
10 benzimidazole-5-carboxylic acid (2-methoxy-ethyl)-amide (55 mg) was prepared by following General Procedure F starting from 6-methoxy-1-methyl-2-(6-trifluoro-methoxy-benzothiazol-2-ylamino)-1H-benzimidazole-5-carboxylic acid (75 mg), 2-methoxy-ethylamine (14 mg), HBTU (78 mg), and DIEA (45 uL). LC/MS: m/z 496.7. ¹H NMR (DMSO-d₆, 400 MHz): δ 12.26 (s, 1H), 8.32 (s, 1H), 8.15 (s, 1H), 7.90 (s, 1H), 7.71 (d, 1H), 7.34 (s, 1H), 7.26 (s, 1H), 4.00 (s, 3H), 3.64 (s, 3H), 3.51-3.47 (m, 4H), 3.31 (s, 3H).
15

Example 68:

6-Methoxy-1-methyl-2-(6-trifluoromethoxy-benzothiazol-2-ylamino)-1H-benzimidazole-5-carboxylic acid (2-hydroxy-propyl)-amide

6-Methoxy-1-methyl-2-(6-trifluoromethoxy-benzothiazol-2-ylamino)-1H-benzo-
20 imidazole-5-carboxylic acid (2-hydroxy-propyl)-amide (56 mg) was prepared by following General Procedure F starting from 6-methoxy-1-methyl-2-(6-trifluoromethoxy-benzothiazol-2-ylamino)-1H-benzimidazole-5-carboxylic acid (75 mg), 1-amino-2-propanol (14 mg), HBTU (78 mg), and DIEA (45 uL). LC/MS: m/z 496.6. ¹H NMR (DMSO-d₆, 400 MHz): δ 12.27 (s, 1H), 8.32 (t, 1H), 8.16 (s, 1H), 7.90 (s, 1H), 7.71 (d, 1H), 7.35 (d, 1H), 7.26 (s, 1H), 4.85 (d, 1H), 4.00 (s, 3H), 3.85-3.76 (m, 1H), 3.64 (s, 3H), 3.43-3.34 (m, 1H), 3.24-3.14 (m, 1H), 1.10 (d, 3H).
25

Example 69:

30 6-Diethylamino-1-methyl-2-(6-trifluoromethoxy-benzothiazol-2-ylamino)-1H-benzimidazole-5-carboxylic acid methyl ester

2-Diethylamino-4-methylamino-5-nitro-benzoic acid methyl ester (1.2 g) was prepared by following General Procedure A starting from 2-fluoro-4-methylamino-5-nitro-benzoic acid methyl ester (1.0 g) and diethylamine (683 uL) in DMF.

5-Amino-2-diethylamino-4-methylamino-benzoic acid methyl ester (1.015 g) was prepared by following General Procedure B starting from 2-diethylamino-4-methylamino-5-nitro-benzoic acid methyl ester (1.2 g) and Pd/C (10% by weight, 120 mg). The crude product was used in the next step without further purification.

5 6-Diethylamino-1-methyl-2-(6-trifluoromethoxy-benzothiazol-2-ylamino)-1H-benzoimidazole-5-carboxylic acid methyl ester (1.26 g) was prepared by following General Procedure D starting from 5-amino-2-diethylamino-4-methylamino-benzoic acid methyl ester (1.015 mg), 2-amino-6-(trifluoromethoxy)benzothiazole (656 mg), 1,1'-thiocarbonyldiimidazole (714 mg), and EDC (865 mg). LC/MS: m/z 494.9. ¹H NMR (DMSO-d₆, 400 MHz): δ 12.21 (bs, 1H), 7.90 (s, 1H), 7.80-7.56 (m, 2H), 7.34 (d, 1H), 7.25 (s, 1H), 3.81 (s, 3H), 3.62 (s, 3H), 3.13-2.97 (m, 4H), 0.96 (t, 6H).

Example 70:

15 6-Diethylamino-1-methyl-2-(6-trifluoromethoxy-benzothiazol-2-ylamino)-1H-benzoimidazole-5-carboxylic acid

6-Diethylamino-1-methyl-2-(6-trifluoromethoxy-benzothiazol-2-ylamino)-1H-benzoimidazole-5-carboxylic acid (175 mg) was prepared by following General Procedure E starting from 6-diethylamino-1-methyl-2-(6-trifluoromethoxy-benzothiazol-2-ylamino)-1H-benzoimidazole-5-carboxylic acid methyl ester (300 mg) and lithium hydroxide (102 mg). LC/MS: m/z 480.9. ¹H NMR (DMSO-d₆, 400 MHz): δ 12.45 (bs, 1H), 8.25 (bs, 1H), 7.96 (s, 1H), 7.85 (s, 1H), 7.80-7.62 (m, 1H), 7.38 (d, 1H), 3.68 (s, 3H), 3.41-3.25 (m, 4H), 0.94 (t, 6H), -COOH proton signal was not observed.

Example 71:

25 3-Methyl-2-(6-trifluoromethoxy-benzothiazol-2-ylamino)-3H-imidazo[4,5-b]pyridine-6-carboxylic acid ethyl ester

6-Methylamino-5-nitro-nicotinic acid ethyl ester (911 mg) was prepared by following General Procedure A starting from 6-chloro-5-nitro-nicotinic acid ethyl ester (1.0 g) and methylamine (2 M in THF, 3.25 mL) in DMF.

30 5-Amino-6-methylamino-nicotinic acid ethyl ester (723 mg) was prepared by following General Procedure B starting from 6-methylamino-5-nitro-nicotinic acid ethyl ester (911 mg) and Pd/C (10% by weight, 90 mg). The crude product was used in the next step without further purification.

3-Methyl-2-(6-trifluoromethoxy-benzothiazol-2-ylamino)-3H-imidazo[4,5-b]pyridine-6-carboxylic acid ethyl ester (560 mg) was prepared by following General Procedure D starting from 5-amino-6-methylamino-nicotinic acid ethyl ester (723 mg), 2-amino-6-(trifluoromethoxy)benzothiazole (735 mg), 1,1'-thiocarbonyldiimidazole (802 mg), and EDC (969 mg). LC/MS: m/z 437.8. ¹H NMR (DMSO-d₆, 400 MHz): δ 12.44 (s, 1H), 7.94 (s, 1H), 7.89 (s, 1H), 7.74 (s, 1H), 7.52 (d, 1H), 7.37(d, 1H), 4.33 (q, 2H), 3.65 (s, 3H), 1.36 (t, 3H).

Example 72:

10 3-Methyl-2-(6-trifluoromethoxy-benzothiazol-2-ylamino)-3H-imidazo[4,5-b]pyridine-6-carboxylic acid

3-Methyl-2-(6-trifluoromethoxy-benzothiazol-2-ylamino)-3H-imidazo[4,5-b]pyridine-6-carboxylic acid (58 mg, 62%) was prepared by following General Procedure E starting from 3-methyl-2-(6-trifluoromethoxy-benzothiazol-2-ylamino)-3H-imidazo[4,5-b]pyridine-6-carboxylic acid ethyl ester (100 mg) and lithium hydroxide (38 mg). LC/MS: m/z 409.7. ¹H NMR (DMSO-d₆, 400 MHz): δ 13.00 (s, 1H), 8.16 (s, 1H), 7.95 (d, 1H), 7.86 (dd, 1H), 7.65 (d, 1H), 7.52 (d, 1H), 7.37 (d, 1H), 3.68 (s, 3H).

Example 73:

20 3-Methyl-2-(6-trifluoromethoxy-benzothiazol-2-ylamino)-3H-imidazo[4,5-b]pyridine-6-carboxylic acid (2-methoxy-ethyl)-amide

3-Methyl-2-(6-trifluoromethoxy-benzothiazol-2-ylamino)-3H-imidazo[4,5-b]pyridine-6-carboxylic acid (2-methoxy-ethyl)-amide (38 mg) was prepared by following General Procedure F starting from 3-methyl-2-(6-trifluoromethoxy-benzothiazol-2-ylamino)-3H-imidazo[4,5-b]pyridine-6-carboxylic acid (58 mg), 2-methoxyethylamine (12 mg), HBTU (65 mg), and DIEA (37 uL). LC/MS: m/z 466.8. ¹H NMR (DMSO-d₆, 400 MHz): δ 8.49 (t, 1H), 8.09 (s, 1H), 7.94 (s, 1H), 7.78 (d, 1H), 7.64 (d, 1H), 7.50 (d, 1H), 7.37 (d, 1H), 3.67 (s, 3H), 3.54-3.40 (m, 4H), 3.29 (s, 3H).

30 Example 74:

3-Methyl-2-(6-trifluoromethoxy-benzothiazol-2-ylamino)-3H-imidazo[4,5-b]pyridine-6-carboxylic acid dimethylcarbamoylmethyl-amide

3-Methyl-2-(6-trifluoromethoxy-benzothiazol-2-ylamino)-3H-imidazo[4,5-b]pyridine-6-carboxylic acid dimethylcarbamoylmethyl-amide (25 mg) was prepared by following General Procedure F starting from 3-methyl-2-(6-trifluoromethoxy-

benzothiazol-2-ylamino)-3H-imidazo[4,5-b]pyridine-6-carboxylic acid (48 mg), glycine dimethylamide acetate (21 mg), HBTU (53 mg), and DIEA (31 μ L). LC/MS: m/z 493.8. ^1H NMR (DMSO- d_6 , 400 MHz): δ 8.46 (t, 1H), 8.12 (s, 1H), 7.93 (s, 1H), 7.81 (s, 1H), 7.73 (s, 1H), 7.51 (d, 1H), 7.36 (d, 1H), 4.13 (d, 2H), 3.65 (bs, 3H), 3.03 (s, 3H), 2.87 (s, 3H).

Example 75:

3-Methyl-2-(6-trifluoromethoxy-benzothiazol-2-ylamino)-3H-imidazo[4,5-b]pyridine-6-carboxylic acid (2-ethoxy-ethyl)-amide

3-Methyl-2-(6-trifluoromethoxy-benzothiazol-2-ylamino)-3H-imidazo[4,5-b]pyridine-6-carboxylic acid (2-ethoxy-ethyl)-amide (52 mg) was prepared by following General Procedure F starting from 3-methyl-2-(6-trifluoromethoxy-benzothiazol-2-ylamino)-3H-imidazo[4,5-b]pyridine-6-carboxylic acid (75 mg), 2-ethoxyethylamine (18 mg), HBTU (83 mg), and DIEA (48 μ L). LC/MS: m/z 480.7. ^1H NMR (DMSO- d_6 , 400 MHz): δ 12.41 (bs, 1H), 8.47 (t, 1H), 8.09 (s, 1H), 7.93 (s, 1H), 7.76 (d, 1H), 7.48 (d, 1H), 7.36 (d, 1H), 3.66 (s, 3H), 3.56-3.39 (m, 6H), 1.13 (t, 3H).

Example 76:

3-Methyl-2-(6-trifluoromethoxy-benzothiazol-2-ylamino)-3H-imidazo[4,5-b]pyridine-6-carboxylic acid ethylamide

3-Methyl-2-(6-trifluoromethoxy-benzothiazol-2-ylamino)-3H-imidazo[4,5-b]pyridine-6-carboxylic acid ethylamide (58 mg) was prepared by following General Procedure F starting from 3-methyl-2-(6-trifluoromethoxy-benzothiazol-2-ylamino)-3H-imidazo[4,5-b]pyridine-6-carboxylic acid (75 mg), 2-ethylamine (2 M in THF, 183 μ L), HBTU (83 mg), and DIEA (48 μ L). LC/MS: m/z 436.6. ^1H NMR (DMSO- d_6 , 400 MHz): δ 12.39 (bs, 1H), 8.44 (s, 1H), 8.09 (s, 1H), 7.92 (s, 1H), 7.81-7.65 (m, 1H), 7.48 (d, 1H), 7.36 (d, 1H), 3.64 (s, 3H), 3.40-3.23 (m, 2H), 1.15 (t, 3H).

Example 77:

3-Methyl-2-(6-trifluoromethoxy-benzothiazol-2-ylamino)-3H-imidazo[4,5-b]pyridine-6-carboxylic acid (2-morpholin-4-yl-ethyl)-amide

3-Methyl-2-(6-trifluoromethoxy-benzothiazol-2-ylamino)-3H-imidazo[4,5-b]pyridine-6-carboxylic acid (2-morpholin-4-yl-ethyl)-amide (28 mg) was prepared by following General Procedure F starting from 3-methyl-2-(6-trifluoromethoxy-benzothiazol-2-ylamino)-3H-imidazo[4,5-b]pyridine-6-carboxylic acid (75 mg), 4-(2-

aminoethyl)morpholine (26 mg), HBTU (83 mg), and DIEA (48 μ L). LC/MS: m/z 466.8. ^1H NMR ($\text{DMSO-}d_6$, 400 MHz): δ 12.39 (bs, 1H), 8.48 (bs, 1H), 8.09 (s, 1H), 7.94 (d, 1H), 7.81-7.66 (m, 1H), 7.51 (d, 1H), 7.35 (d, 1H), 3.83-3.23 (m, 11H), 2.51-2.48 (m, 4H).

5 Example 78:

3-Methyl-2-(6-trifluoromethoxy-benzothiazol-2-ylamino)-3H-imidazo[4,5-b]pyridine-6-carboxylic acid (2-hydroxy-propyl)-amide

3-Methyl-2-(6-trifluoromethoxy-benzothiazol-2-ylamino)-3H-imidazo[4,5-b]pyridine-6-carboxylic acid (2-hydroxy-propyl)-amide (56 mg) was prepared by following
10 General Procedure F starting from 3-methyl-2-(6-trifluoromethoxy-benzothiazol-2-ylamino)-3H-imidazo[4,5-b]pyridine-6-carboxylic acid (75 mg), 1-amino-2-propanol (15 mg), HBTU (83 mg), and DIEA (48 μ L). LC/MS: m/z 466.7. ^1H NMR ($\text{DMSO-}d_6$, 400 MHz): δ 8.36 (s, 1H), 8.10 (s, 1H), 7.92 (s, 1H), 7.80 (d, 1H), 7.73 (d, 1H), 7.49 (d, 1H), 7.36 (d, 1H), 4.77 (d, 1H), 3.89-3.77 (m, 1H), 3.64 (s, 3H), 3.27-3.16 (m, 2H), 1.10 (d,
15 3H).

Example 79:

{[1-Methyl-2-(6-trifluoromethoxy-benzothiazol-2-ylamino)-1H-benzoimidazole-5-carbonyl]-amino}-acetic acid methyl ester

{[1-Methyl-2-(6-trifluoromethoxy-benzothiazol-2-ylamino)-1H-benzoimidazole-5-carbonyl]-amino}-acetic acid methyl ester (36 mg) was prepared by following General
20 Procedure F using 1-methyl-2-(6-trifluoromethoxy-benzothiazol-2-ylamino)-1H-benzimidazole-5-carboxylic acid (41 mg), glycine methyl ester (27 mg), HBTU (38 mg), and DIEA (0.1 ml). LC/MS: m/z 481. ^1H NMR ($\text{DMSO-}d_6$, 400 MHz): δ 8.85 (br, 1H),
25 8.08 (s, 1H), 7.91 (m, 2H), 7.81-7.70 (m, 2H), 7.49 (d, 1H), 7.35 (d, 1H), 4.03 (d, 2H), 3.65 (s, 3H), and 3.62 (s, 3H).

Example 80:

1-Methyl-2-(6-trifluoromethoxy-benzothiazol-2-ylamino)-1H-benzoimidazole-5-carboxylic acid dimethylcarbamoylmethyl-amide

1-Methyl-2-(6-trifluoromethoxy-benzothiazol-2-ylamino)-1H-benzoimidazole-5-carboxylic acid dimethylcarbamoylmethyl-amide (41 mg) was prepared by following
30 General Procedure F using 1-methyl-2-(6-trifluoromethoxy-benzothiazol-2-ylamino)-1H-benzimidazole-5-carboxylic acid (41 mg), 2-amino-N,N-dimethyl-acetamide (0.33 ml),

HBTU (38 mg), and DIEA (0.1 ml). LC/MS: m/z 494. ¹H NMR (DMSO-d₆, 400 MHz): δ 8.42 (t, 1H), 8.09 (s, 1H), 7.90 (m, 1H), 7.78 (br, 1H), 7.72 (br, 1H), 7.48 (d, 1H), 7.44 (d, 1H), 7.34 (m, 1H), 4.11 (d, 2H), 3.63 (s, 3H), and 3.00 (d, 6H).

5 Example 81:

1-Methyl-2-(6-trifluoromethoxy-benzothiazol-2-ylamino)-1H-benzoimidazole-5-carboxylic acid ((S)-1-ethylcarbamoyl-ethyl)-amide

1-Methyl-2-(6-trifluoromethoxy-benzothiazol-2-ylamino)-1H-benzoimidazole-5-carboxylic acid ((S)-1-ethylcarbamoyl-ethyl)-amide (37 mg) was prepared by following
10 General Procedure F using 1-methyl-2-(6-trifluoromethoxy-benzothiazol-2-ylamino)-1H-benzimidazole-5-carboxylic acid (41 mg), (S)-2-amino-N-ethyl-propionamide (0.37 ml), HBTU (38 mg), and DIEA (0.1 ml). LC/MS: m/z 508. ¹H NMR (DMSO-d₆, 400 MHz): δ 8.38 (d, 1H), 8.13 (s, 1H), 7.92 (s, 2H), 7.86 (br, 1H), 7.73 (br, 1H), 7.48 (d, 1H), 7.36 (d, 1H), 4.46 (p, 1H), 3.66 (s, 3H), 3.12-3.09 (m, 2H), 1.34 (d, 3H), and 1.04 (t, 3H), NH
15 proton signal was not observed.

Example 82:

1-Methyl-2-(6-trifluoromethoxy-benzothiazol-2-ylamino)-1H-benzoimidazole-5-carboxylic acid (2-dimethylamino-ethyl)-amide

20 1-Methyl-2-(6-trifluoromethoxy-benzothiazol-2-ylamino)-1H-benzoimidazole-5-carboxylic acid (2-dimethylamino-ethyl)-amide (42 mg) was prepared by following General Procedure F using 1-methyl-2-(6-trifluoromethoxy-benzothiazol-2-ylamino)-1H-benzimidazole-5-carboxylic acid (41 mg), N,N-dimethyl-ethylenediamine (0.29 ml), HBTU (38 mg), and DIEA (0.1 ml). LC/MS: m/z 480. ¹H NMR (DMSO-d₆, 400 MHz): δ
25 8.16 (t, 1H), 7.81 (s, 1H), 7.61 (d, 1H), 7.49 (d, 1H), 7.29 (d, 1H), 7.15 (d, 1H), 7.07 (d, 1H), 3.56 (s, 3H), 3.32 (m, 2H), 2.85 (m, 2H), 2.41 (t, 1H), 2.17 (s, 6H).

Example 83:

{[1-Methyl-2-(6-trifluoromethoxy-benzothiazol-2-ylamino)-1H-benzoimidazole-5-carbonyl]-amino}-acetic acid

30 {[1-Methyl-2-(6-trifluoromethoxy-benzothiazol-2-ylamino)-1H-benzoimidazole-5-carbonyl]-amino}-acetic acid (211 mg) was prepared by following General Procedure E starting from {[1-Methyl-2-(6-trifluoromethoxy-benzothiazol-2-ylamino)-1H-

benzoimidazole-5-carbonyl]-amino}-acetic acid methyl ester (240 mg), and LiOH (1.0 ml, 2.0 N solution in water). LC/MS: m/z 467.

Example 84:

5 1-Methyl-2-(6-trifluoromethyl-benzothiazol-2-ylamino)-1H-benzoimidazole-5-carboxylic acid methylamide

1-Methyl-2-(6-trifluoromethyl-benzothiazol-2-ylamino)-1H-benzoimidazole-5-carboxylic acid methylamide (29 mg) was prepared by following General Procedure F using 1-methyl-2-(6-trifluoromethyl-benzothiazol-2-ylamino)-1H-benzoimidazole-5-carboxylic acid (39 mg), methylamine (0.2 ml, 2.0 M solution in THF), HBTU (38 mg), and DIEA (0.2 ml). LCMS: m/z 407; and ¹H NMR (DMSO-d₆, 400 MHz): δ 8.52 (d, 1H), 7.93 (s, 1H), 7.85 (s, 1H), 7.70 (d, 1H), 7.54 (d, 1H), 7.30 (d, 1H), 7.22-7.16 (m, 2H), 3.57 (s, 3H), and 2.87 (d, 3H).

15 Example 85:

1-Methyl-2-(6-trifluoromethyl-benzothiazol-2-ylamino)-1H-benzoimidazole-5-carboxylic acid (2-ethoxy-ethyl)-amide

1-Methyl-2-(6-trifluoromethyl-benzothiazol-2-ylamino)-1H-benzoimidazole-5-carboxylic acid (2-ethoxy-ethyl)-amide (36 mg) was prepared by following General Procedure F using 1-methyl-2-(6-trifluoromethyl-benzothiazol-2-ylamino)-1H-benzoimidazole-5-carboxylic acid (39 mg), 2-ethoxy-ethylamine (0.1 ml), HBTU (38 mg), and DIEA (0.1 ml). LCMS: m/z 465; and ¹H NMR (DMSO-d₆, 400 MHz): δ 8.40 (t, 1H), 7.99 (s, 1H), 7.82 (d, 1H), 7.66 (d, 1H), 7.44 (br, 2H), 7.36 (d, 1H), 7.30 (dd, 1H), 3.61 (s, 3H), 3.46 (q, 2H), 3.41 (t, 2H), 2.82 (m 2H), and 1.07 (t, 3H).

25

Example 86:

2-(5,6-Difluoro-benzothiazol-2-ylamino)-1-methyl-1H-benzoimidazole-5-carboxylic acid methylamide

2-(5,6-Difluoro-benzothiazol-2-ylamino)-1-methyl-1H-benzoimidazole-5-carboxylic acid methylamide (26 mg) was prepared by following General Procedure F using 2-(5,6-Difluoro-benzothiazol-2-ylamino)-1-methyl-1H-benzoimidazole-5-carboxylic acid (36 mg), methylamine (0.2 ml, 2.0 M solution in THF), HBTU (38 mg), and DIEA (0.2 ml). LCMS: m/z 375; and ¹H NMR (DMSO-d₆, 400 MHz): δ 8.30 (d, 1H), 8.04 (s, 1H), 7.93 (d, 1H), 7.60 (d, 1H), 7.49 (m, 2H), 7.29 (d, 1H), 3.62 (s, 3H), and 2.80 (d, 3H).

Example 87:2-(5,6-Difluoro-benzothiazol-2-ylamino)-1-methyl-1H-benzoimidazole-5-carboxylic acid (2-ethoxy-ethyl)-amide

2-(5,6-Difluoro-benzothiazol-2-ylamino)-1-methyl-1H-benzoimidazole-5-carboxylic acid (2-ethoxy-ethyl)-amide (31 mg) was prepared by following General Procedure F using 2-(5,6-Difluoro-benzothiazol-2-ylamino)-1-methyl-1H-benzoimidazole-5-carboxylic acid (36 mg), 2-ethoxy-ethyl amine (0.1 ml), HBTU (38 mg), and DIEA (0.2 ml). LCMS: m/z 433; and ¹H NMR (DMSO-d₆, 400 MHz): δ 8.46 (m, 1H), 8.21 (s, 1H), 8.06 (s, 1H), 7.76 (m, 1H), 7.65 (d, 1H), 7.48 (m, 2H), 3.66 (s, 3H), 3.47 (t, 2H), 2.88 (m, 4H), and 1.09 (t, 3H).

Example 88:2-(6-Chloro-benzothiazol-2-ylamino)-1-methyl-1H-benzoimidazole-5-carboxylic acid methylamide

1-Methyl-2-(6-chloro-benzothiazol-2-ylamino)-1H-benzoimidazole-5-carboxylic acid methylamide (30 mg) was prepared by following General Procedure F using 1-methyl-2-(6-chloro-benzothiazol-2-ylamino)-1H-benzoimidazole-5-carboxylic acid (36 mg), methylamine (0.2 ml, 2.0 M solution in THF), HBTU (38 mg), and DIEA (0.2 ml). LCMS: m/z 373; and ¹H NMR (DMSO-d₆, 400 MHz): δ 9.63 (d, 1H), 8.24 (d, 1H), 7.84 (m, 1H), 7.71 (t, 1H), 7.52 (d, 1H), 7.22 (m, 2H), 5.24 (m, 1H), 3.65 (s, 3H), and 2.81 (d, 3H).

Example 89:2-(6-Chloro-benzothiazol-2-ylamino)-1-methyl-1H-benzoimidazole-5-carboxylic acid (2-ethoxy-ethyl)-amide

1-Methyl-2-(6-chloro-benzothiazol-2-ylamino)-1H-benzoimidazole-5-carboxylic acid (2-ethoxy-ethyl)-amide (33 mg) was prepared by following General Procedure F using 1-methyl-2-(6-chloro-benzothiazol-2-ylamino)-1H-benzoimidazole-5-carboxylic acid (36 mg), 2-ethoxy-ethylamine (0.1 ml), HBTU (38 mg), and DIEA (0.1 ml). LCMS: m/z 431; and ¹H NMR (DMSO-d₆, 400 MHz): δ 8.26 (t, 1H), 7.80 (s, 1H), 7.65 (t, 1H), 7.56 (br, 2H), 7.48 (d, 1H), 7.18 (m, 1H), 7.14 (d, 1H), 3.54 (s, 3H), 3.46 (q, 2H), 3.38 (m, 2H), 3.24 (t, 2H), and 1.08 (t, 3H).

Example 90:1-Methyl-2-(6-trifluoromethoxy-benzothiazol-2-ylamino)-1H-benzoimidazole-5-carboxylic acid (1-methanesulfonyl-piperidin-4-yl)-amide

1-Methyl-2-(6-trifluoromethoxy-benzothiazol-2-ylamino)-1H-benzoimidazole-5-carboxylic acid (1-methanesulfonyl-piperidin-4-yl)-amide (42 mg) was prepared by following General Procedure F using 1-methyl-2-(6-trifluoromethoxy-benzothiazol-2-ylamino)-1H-benzimidazole-5-carboxylic acid (41 mg), 1-methanesulfonyl-piperidin-4-ylamine (60 mg), HBTU (38 mg), and DIEA (0.1 ml). LC/MS: m/z 570. ¹H NMR (DMSO-d₆, 400 MHz): δ 8.32 (br, 1H), 8.07 (s, 1H), 7.89 (s, 1H), 7.74 (br, 1H), 7.46 (d, 1H), 7.34 (d, 1H), 3.92 (br, 1H), 3.63 (s, 3H), 3.58 (m, 2H), 2.87 (s, 3H), 2.82 (m, 2H), 1.83 (m, 2H), and 1.62 (m, 2H), 2 -NH proton signals were not observed.

Example 91:{[1-Methyl-2-(6-trifluoromethoxy-benzothiazol-2-ylamino)-1H-benzoimidazole-5-carbonyl]-amino}-acetic acid tert-butyl ester

{[1-Methyl-2-(6-trifluoromethoxy-benzothiazol-2-ylamino)-1H-benzoimidazole-5-carbonyl]-amino}-acetic acid tert-butyl ester (41 mg) was prepared by following General Procedure F using 1-methyl-2-(6-trifluoromethoxy-benzothiazol-2-ylamino)-1H-benzimidazole-5-carboxylic acid (41 mg), glycine-tert-butyl ester (44 mg), HBTU (38 mg), and DIEA (0.1 ml). LC/MS: m/z 523. ¹H NMR (DMSO-d₆, 400 MHz): δ 8.76 (t, 1H), 8.20 (br, 1H), 8.12 (m, 1H), 8.05 (s, 1H), 7.88 (d, 1H), 7.73 (d, 1H), 7.46 (d, 1H), 7.31 (d, 1H), 3.90 (d, 2H), 3.65 (s, 3H), and 1.42 (s, 9H).

Example 92:4-{[1-Methyl-2-(6-trifluoromethoxy-benzothiazol-2-ylamino)-1H-benzoimidazole-5-carbonyl]-amino}-piperidine-1-carboxylic acid tert-butyl ester

4-{[1-Methyl-2-(6-trifluoromethoxy-benzothiazol-2-ylamino)-1H-benzoimidazole-5-carbonyl]-amino}-piperidine-1-carboxylic acid tert-butyl ester (46 mg) was prepared by following General Procedure F using 1-methyl-2-(6-trifluoromethoxy-benzothiazol-2-ylamino)-1H-benzimidazole-5-carboxylic acid (41 mg), 4-amino-piperidine-1-carboxylic acid tert-butyl ester (67 mg), HBTU (38 mg), and DIEA (0.1 ml). LC/MS: m/z 592. ¹H NMR (DMSO-d₆, 400 MHz): δ 8.26 (d, 1H), 8.08 (s, 1H), 7.91 (s, 1H), 7.74 (br, 1H), 7.47 (d, 1H), 7.35 (d, 1H), 3.97 (br, 1H), 3.91 (m, 2H), 3.66 (s, 3H), 2.82 (m, 2H), 1.81 (m, 2H), 1.42 (s, 9H), and 1.41 (m, 2H), 2 -NH proton signals were not observed.

Example 93:1-Methyl-2-(6-trifluoromethoxy-benzothiazol-2-ylamino)-1H-benzoimidazole-5-carboxylic acid piperidin-4-ylamide hydrochloride

1-Methyl-2-(6-trifluoromethoxy-benzothiazol-2-ylamino)-1H-benzoimidazole-5-carboxylic acid piperidin-4-ylamide hydrochloride (15 mg) was prepared by following General Procedure L using 4-[[1-methyl-2-(6-trifluoromethoxy-benzothiazol-2-ylamino)-1H-benzoimidazole-5-carboxyl]-amino]-piperidine-1-carboxylic acid tert-butyl ester (30 mg), and hydrochloric acid (0.1 ml, 4.0 N solution in dioxane). LC/MS: m/z 492. ¹H NMR (DMSO-d₆, 400 MHz): δ 9.21 (br, 1H), 9.00 (br, 1H), 8.42 (m, 1H), 8.06 (s, 1H), 7.90 (s, 1H), 7.72 (br, 1H), 7.45 (d, 1H), 7.36 (d, 1H), 3.52 (s, 3H), 3.32 (m, 4H), 2.92 (q, 4H), and 1.79 (m, 2H).

Example 94:3-[[1-Methyl-2-(6-trifluoromethoxy-benzothiazol-2-ylamino)-1H-benzoimidazole-5-carboxyl]-amino]-piperidine-1-carboxylic acid tert-butyl ester

3-[[1-Methyl-2-(6-trifluoromethoxy-benzothiazol-2-ylamino)-1H-benzoimidazole-5-carboxyl]-amino]-piperidine-1-carboxylic acid tert-butyl ester (44 mg) was prepared by following General Procedure F using 1-methyl-2-(6-trifluoromethoxy-benzothiazol-2-ylamino)-1H-benzimidazole-5-carboxylic acid (41 mg), 3-amino-piperidine-1-carboxylic acid tert-butyl ester (67 mg), HBTU (38 mg), and DIEA (0.1 ml). LC/MS: m/z 592. ¹H NMR (DMSO-d₆, 400 MHz): δ 8.22 (m, 1H), 8.06 (s, 1H), 7.87 (s, 1H), 7.73 (br, 1H), 7.53 (br, 1H), 7.43 (d, 1H), 7.32 (d, 1H), 3.82 (br, 1H), 3.65 (s, 3H), 3.20 (m, 2H), 2.80 (m, 2H), 1.81 (m, 1H), and 1.39 (s, 9H) and 1.03 (d, 4H).

Example 95:1-Methyl-2-(6-trifluoromethoxy-benzothiazol-2-ylamino)-1H-benzoimidazole-5-carboxylic acid piperidin-3-ylamide hydrochloride

1-Methyl-2-(6-trifluoromethoxy-benzothiazol-2-ylamino)-1H-benzoimidazole-5-carboxylic acid piperidin-3-ylamide hydrochloride (13 mg) was prepared by following General Procedure L using 3-[[1-methyl-2-(6-trifluoromethoxy-benzothiazol-2-ylamino)-1H-benzoimidazole-5-carboxyl]-amino]-piperidine-1-carboxylic acid tert-butyl ester (30 mg), and hydrochloric acid (0.1 ml, 4.0 N solution dioxane). LC/MS: m/z 492.

Example 96:1-Methyl-2-(6-trifluoromethoxy-benzothiazol-2-ylamino)-1H-benzimidazole-5-carboxylic acid (thiazol-2-ylmethyl)-amide

1-Methyl-2-(6-trifluoromethoxy-benzothiazol-2-ylamino)-1H-benzimidazole-5-carboxylic acid (thiazol-2-ylmethyl)-amide (44 mg) was prepared by following General Procedure F using 1-methyl-2-(6-trifluoromethoxy-benzothiazol-2-ylamino)-1H-benzimidazole-5-carboxylic acid (41 mg), 2-aminomethyl-thiazole (38 mg), HBTU (38 mg), and DIEA (0.1 ml). LC/MS: m/z 506. ¹H NMR (DMSO-d₆, 400 MHz): δ 9.36 (br, 1H), 8.13 (s, 1H), 7.93 (s, 1H), 7.82 (br, 1H), 7.75 (d, 1H), 7.63 (d, 1H), 7.54 (d, 1H), 7.36 (d, 1H), 4.77 (d, 2H), and 3.67 (s, 3H).

Example 97:3-[[1-Methyl-2-(6-trifluoromethoxy-benzothiazol-2-ylamino)-1H-benzimidazole-5-carbonyl]-amino]-propionic acid methyl ester

3-[[1-Methyl-2-(6-trifluoromethoxy-benzothiazol-2-ylamino)-1H-benzimidazole-5-carbonyl]-amino]-propionic acid methyl ester (33 mg) was prepared by following General Procedure F using 1-methyl-2-(6-trifluoromethoxy-benzothiazol-2-ylamino)-1H-benzimidazole-5-carboxylic acid (41 mg), 3-amino-propionic acid methyl ester (35 mg), HBTU (38 mg), and DIEA (0.1 ml). LC/MS: m/z 495. ¹H NMR (DMSO-d₆, 400 MHz): δ 8.53 (t, 1H), 8.12 (br, 1H), 8.08 (s, 1H), 7.91 (s, 1H), 7.42 (m, 2H), 7.48 (d, 1H), 7.38 (d, 1H), 3.65 (s, 3H), 3.62 (s, 3H), 3.04 (m, 2H), and 2.62 (t, 2H).

Example 98:3-[[2-(6-Trifluoromethoxy-benzothiazol-2-ylamino)-1-methyl-1H-benzimidazole-5-carbonyl]-amino]-propionic acid

3-[[2-(6-Trifluoromethoxy-benzothiazol-2-ylamino)-1-methyl-1H-benzimidazole-5-carbonyl]-amino]-propionic acid (200 mg) was prepared by following General Procedure E starting from 3-[[2-(6-trifluoromethoxy-benzothiazol-2-ylamino)-1-methyl-1H-benzimidazole-5-carbonyl]-amino]-propionic acid methyl ester (247 mg), and LiOH (1.0 ml, 2.0 N solution in water). LC/MS: m/z 481. ¹H NMR (DMSO-d₆, 400 MHz): δ 8.51 (t, 1H), 8.10 (br, 1H), 8.06 (s, 1H), 7.92 (s, 1H), 7.75 (d, 1H), 7.64 (br, 1H), 7.46 (d, 1H), 7.34 (d, 1H), 3.63 (s, 3H), 3.46 (m, 2H), and 2.58 (t, 2H), -COOH proton signal was not observed.

Example 99:1-Methyl-2-(5-trifluoromethoxy-benzothiazol-2-ylamino)-1H-benzoimidazole-5-carboxylic acid methyl ester

4-Methylamino-3-nitro-benzoic acid methyl ester (822 mg) was prepared by following General Procedure A starting from methyl 4-chloro-3-nitrobenzoate (1.0 g) and methylamine (2 M in THF, 6.95 mL) in DMF. The crude product was used in the next step without further purification.

3-amino-4-methylamino-benzoic acid methyl ester (677 mg) was prepared by following General Procedure B starting from 4-methylamino-3-nitro-benzoic acid methyl ester (822 mg) and Pd/C (10% by weight, 82 mg). The crude product was used in the next step without further purification.

1-Methyl-2-(5-trifluoromethoxy-benzothiazol-2-ylamino)-1H-benzoimidazole-5-carboxylic acid methyl ester (1.35 g) was prepared by following General Procedure D starting from 3-amino-4-methylamino-benzoic acid methyl ester (0.9 g), 2-amino-5-(trifluoromethoxy)benzothiazole (1.17 g), 1,1'-thiocarbonyldiimidazole (1.07 g), and EDC (1.15 g). LC/MS: m/z 424. ¹H NMR (DMSO-d₆, 400 MHz): δ 8.16 (s, 1H), 7.92 (s, 1H), 7.85 (br, 1H), 7.78-7.63 (m, 1H), 7.50 (d, 1H), 7.36 (d, 2H), 3.66 (s, 3H), and 3.58 (s, 3H).

Example 100:1-Methyl-2-(6-trifluoromethoxy-benzothiazol-2-ylamino)-1H-benzoimidazole-5-carboxylic acid (2-acetylamino-ethyl)-amide

1-Methyl-2-(6-trifluoromethoxy-benzothiazol-2-ylamino)-1H-benzoimidazole-5-carboxylic acid (2-acetylamino-ethyl)-amide (44 mg) was prepared by following General Procedure F using 1-methyl-2-(6-trifluoromethoxy-benzothiazol-2-ylamino)-1H-benzimidazole-5-carboxylic acid (41 mg), N-(2-amino-ethyl)-acetamide (34 mg), HBTU (38 mg), and DIEA (0.1 ml). LC/MS: m/z 494. ¹H NMR (DMSO-d₆, 400 MHz): δ 8.40 (s, 1H), 7.98 (m, 2H), 7.81 (s, 1H), 7.64 (d, 1H), 7.51 (br, 1H), 7.35 (m, 1H), 7.25 (d, 1H), 3.62 (s, 3H), 3.22 (t, 4H), and 1.81 (s, 3H), -NH proton signal was not observed.

30

Example 101:1-Methyl-2-(6-trifluoromethoxy-benzothiazol-2-ylamino)-1H-benzoimidazole-5-carboxylic acid (2-methylsulfanyl-ethyl)-amide

1-Methyl-2-(6-trifluoromethoxy-benzothiazol-2-ylamino)-1H-benzoimidazole-5-carboxylic acid (2-methylsulfanyl-ethyl)-amide (82 mg) was prepared by following General Procedure F using 1-methyl-2-(6-trifluoromethoxy-benzothiazol-2-ylamino)-1H-benzimidazole-5-carboxylic acid (82 mg), 2-methylthio-ethylamine (30 mg), HBTU (76 mg), and DIEA (0.2 ml). LC/MS: m/z 483. ¹H NMR (DMSO-d₆, 400 MHz): δ 8.58 (s, 1H), 8.09 (s, 1H), 7.91 (m, 1H), 7.47 (m, 2H), 7.48 (d, 1H), 7.37 (d, 1H), 3.64 (s, 3H), 3.48 (q, 2H), 2.68 (t, 2H), and 2.12 (s, 3H), -NH proton signal was not observed.

Example 102:1-Methyl-2-(6-trifluoromethoxy-benzothiazol-2-ylamino)-1H-benzoimidazole-5-carboxylic acid (2-methanesulfonyl-ethyl)-amide

1-Methyl-2-(6-trifluoromethoxy-benzothiazol-2-ylamino)-1H-benzoimidazole-5-carboxylic acid (2-methylsulfonyl-ethyl)-amide (37 mg) was prepared by following General Procedure M using 1-methyl-2-(6-trifluoromethoxy-benzothiazol-2-ylamino)-1H-benzoimidazole-5-carboxylic acid (2-methylsulfanyl-ethyl)-amide (48 mg), and peracetic acid (0.1 ml, 32 wt% solution in acetic acid). LC/MS: m/z 515. ¹H NMR (DMSO-d₆, 400 MHz): δ 8.68 (t, 1H), 8.09 (s, 1H), 7.92 (s, 1H), 7.75 (m, 2H), 7.52 (d, 1H), 7.44 (d, 1H), 7.37 (d, 1H), 3.72 (m, 2H), 3.63 (s, 3H), 3.40 (t, 2H), and 3.06 (s, 3H).

Example 103:(2-[[1-Methyl-2-(6-trifluoromethoxy-benzothiazol-2-ylamino)-1H-benzoimidazole-5-carbonyl]-amino]-ethyl)-carbamic acid tert-butyl ester

(2-[[1-Methyl-2-(6-trifluoromethoxy-benzothiazol-2-ylamino)-1H-benzoimidazole-5-carbonyl]-amino]-ethyl)-carbamic acid tert-butyl ester (92 mg) was prepared by following General Procedure F using 1-methyl-2-(6-trifluoromethoxy-benzothiazol-2-ylamino)-1H-benzimidazole-5-carboxylic acid (82 mg), (2-amino-ethyl)-carbamic acid tert-butyl ester (64 mg), HBTU (76 mg), and DIEA (0.2 ml). LC/MS: m/z 552. ¹H NMR (DMSO-d₆, 400 MHz): δ 8.40 (br, 1H), 8.06 (s, 1H), 7.91 (s, 1H), 7.73 (m, 2H), 7.46 (d, 1H), 7.34 (d, 1H), 6.91 (t, 1H), 4.24 (t, 2H), 3.64 (s, 3H), 3.14-3.09 (q, 2H), and 1.36 (s, 9H), -NH proton signal was not observed.

Example 104:1-Methyl-2-(6-trifluoromethoxy-benzothiazol-2-ylamino)-1H-benzoimidazole-5-carboxylic acid (2-amino-ethyl)-amide hydrochloride

1-Methyl-2-(6-trifluoromethoxy-benzothiazol-2-ylamino)-1H-benzoimidazole-5-
5 carboxylic acid (2-amino-ethyl)-amide hydrochloride (27 mg) was prepared by following
General Procedure L using (2-[[1-methyl-2-(6-trifluoromethoxy-benzothiazol-2-ylamino)-
1H-benzoimidazole-5-carbonyl]-amino]-ethyl)-carbamic acid tert-butyl ester (55 mg), and
hydrochloric acid (0.1 ml, 4.0 N solution dioxane). LC/MS: m/z 452. ¹H NMR (DMSO-d₆,
400 MHz): δ 8.63 (br, 1H), 8.42 (br, 1H), 8.07 (s, 1H), 7.90 (s, 1H), 7.71 (m, 2H), 7.44 (d,
10 1H), 7.35 (d, 1H), 4.19 (t, 2H), 3.64 (s, 3H), and 3.08 (m, 2H), 2 -NH proton signals were
not observed.

Example 105:1-Methyl-2-(6-trifluoromethoxy-benzothiazol-2-ylamino)-1H-benzoimidazole-5-carboxylic
15 acid (2-methylamino-ethyl)-amide

1-Methyl-2-(6-trifluoromethoxy-benzothiazol-2-ylamino)-1H-benzoimidazole-5-
carboxylic acid (2-methylamino-ethyl)-amide (28 mg) was prepared by following General
Procedure F using 1-methyl-2-(6-trifluoromethoxy-benzothiazol-2-ylamino)-1H-
benzimidazole-5-carboxylic acid (41 mg), N-methyl-ethylendiamine (25 mg), HBTU (38
20 mg), and DIEA (0.1 ml). LC/MS: m/z 466. ¹H NMR (DMSO-d₆, 400 MHz): δ 8.43 (br,
1H), 8.20 (br, 1H), 7.95 (s, 1H), 7.88 (m, 1H), 7.69 (m, 2H), 7.56 (d, 1H), 7.38 (d, 1H),
7.23 (d, 1H), 3.59 (s, 3H), 3.44 (m, 2H), 2.98 (m, 2H), and 2.70 (d, 3H).

Example 106:25 1-Methyl-2-(6-trifluoromethoxy-benzothiazol-2-ylamino)-1H-benzimidazole-5-carboxylic
acid trimethylhydrazide

1-Methyl-2-(6-trifluoromethoxy-benzothiazol-2-ylamino)-1H-benzimidazole-5-
carboxylic acid trimethylhydrazide (33 mg) was prepared by following General Procedure
F using 1-methyl-2-(6-trifluoromethoxy-benzothiazol-2-ylamino)-1H-benzimidazole-5-
30 carboxylic acid (41 mg), N,N,N'-trimethylhydrazine dihydrochloride (49 mg), HBTU (38
mg), and DIEA (0.1 ml). LC/MS: m/z 466.

Example 107:

1-Methyl-2-(6-trifluoromethoxy-benzothiazol-2-ylamino)-1H-benzoimidazole-5-carboxylic acid (2-ethylsulfanyl-ethyl)-amide

1-Methyl-2-(6-trifluoromethoxy-benzothiazol-2-ylamino)-1H-benzoimidazole-5-carboxylic acid (2-ethylsulfanyl-ethyl)-amide (72 mg) was prepared by following General Procedure F using 1-methyl-2-(6-trifluoromethoxy-benzothiazol-2-ylamino)-1H-benzimidazole-5-carboxylic acid (82 mg), 2-ethylthio-ethylamine (34 mg), HBTU (76 mg), and DIEA (0.2 ml). LC/MS: m/z 497.

10 Example 108:

1-Methyl-2-(6-trifluoromethoxy-benzothiazol-2-ylamino)-1H-benzoimidazole-5-carboxylic acid (3-methylsulfanyl-propyl)-amide

1-Methyl-2-(6-trifluoromethoxy-benzothiazol-2-ylamino)-1H-benzoimidazole-5-carboxylic acid (3-methylsulfanyl-propyl)-amide (69 mg) was prepared by following General Procedure F using 1-methyl-2-(6-trifluoromethoxy-benzothiazol-2-ylamino)-1H-benzimidazole-5-carboxylic acid (82 mg), 3-methylthio-propylamine (38 mg), HBTU (76 mg), and DIEA (0.2 ml). LC/MS: m/z 497.

Example 109:

20 1-Methyl-2-(6-trifluoromethoxy-benzothiazol-2-ylamino)-1H-benzimidazole-5-carboxylic acid (2-ethanesulfonyl-ethyl)-amide

1-Methyl-2-(6-trifluoromethoxy-benzothiazol-2-ylamino)-1H-benzoimidazole-5-carboxylic acid (2-ethylsulfonyl-ethyl)-amide (36 mg) was prepared by following General Procedure M using 1-methyl-2-(6-trifluoromethoxy-benzothiazol-2-ylamino)-1H-benzimidazole-5-carboxylic acid (2-ethylsulfanyl-ethyl)-amide (50 mg), and peracetic acid (0.1 ml, 32 wt% solution in acetic acid). LC/MS: m/z 529. ¹H NMR (DMSO-d₆, 400 MHz): δ 8.72 (br, 1H), 8.09 (d, 1H), 7.92 (m, 1H), 7.75 (t, 2H), 7.50 (m, 1H), 7.37 (d, 1H), 3.72 (m, 1H), 3.63 (s, 3H), 3.50 (m, 2H), 3.40 (t, 2H), 3.16 (q, 2H), and 1.24 (t, 3H).

30 Example 110:

1-Methyl-2-(6-trifluoromethoxy-benzothiazol-2-ylamino)-1H-benzimidazole-5-carboxylic acid (3-methanesulfonyl-propyl)-amide

1-Methyl-2-(6-trifluoromethoxy-benzothiazol-2-ylamino)-1H-benzoimidazole-5-carboxylic acid (3-methanesulfonyl-propyl)-amide (37 mg) was prepared by following

General Procedure M using 1-methyl-2-(6-trifluoromethoxy-benzothiazol-2-ylamino)-1H-benzoimidazole-5-carboxylic acid (3-methylsulfanyl-propyl)-amide (48 mg), and peracetic acid (0.1 ml, 32 wt% solution in acetic acid). LC/MS: m/z 529. ¹H NMR (DMSO-d₆, 400 MHz): δ 12.40 (br, 1H), 8.56 (t, 1H), 8.10 (d, 1H), 7.91 (s, 1H), 7.79 (d, 1H), 7.73 (d, 1H), 7.50 (d, 1H), 7.37 (d, 1H), 3.64 (s, 3H), 3.19 (t, 2H), 2.99 (s, 3H), 1.99 (t, 2H), and 1.31 (t, 2H).

Example 111:

10 2-(5-Fluoro-benzothiazol-2-ylamino)-1-methyl-1H-benzoimidazole-5-carboxylic acid methyl ester

4-Methylamino-3-nitro-benzoic acid methyl ester (822 mg) was prepared by following General Procedure A using methyl 4-chloro-3-nitrobenzoate (1.0 g) and methylamine (2 M in THF, 6.95 mL, 13.9) in DMF (5 mL). The crude product was used in the next step without further purification.

15 3-amino-4-methylamino-benzoic acid methyl ester (677 mg) was prepared by following General Procedure B starting from 4-methylamino-3-nitro-benzoic acid methyl ester (822 mg) and Pd/C (10% by weight). The crude product was used in the next step without further purification.

20 1-Methyl-2-(5-fluoro-benzothiazol-2-ylamino)-1H-benzoimidazole-5-carboxylic acid methyl ester (1.16 g) was prepared by following General Procedure D starting from 3-amino-4-methylamino-benzoic acid methyl ester (0.9 g), 2-amino-5-fluoro-benzothiazole (0.84 g), 1,1'-thiocarbonyldiimidazole (1.07 g), and EDC (1.15 g). LC/MS: m/z 358.

25 Example 112:

2-(6-Fluoro-benzothiazol-2-ylamino)-1-methyl-1H-benzoimidazole-5-carboxylic acid methyl ester

30 4-Methylamino-3-nitro-benzoic acid methyl ester (822 mg) was prepared by following General Procedure A using methyl 4-chloro-3-nitrobenzoate (1.0 g) and methylamine (2 M in THF, 6.95 mL) in DMF (5 mL). The crude product was used in the next step without further purification.

3-amino-4-methylamino-benzoic acid methyl ester (677 mg) was prepared by following General Procedure B starting from 4-methylamino-3-nitro-benzoic acid methyl

ester (822 mg) and Pd/C (10% by weight, 82 mg). The crude product was used in the next step without further purification.

1-Methyl-2-(6-fluoro-benzothiazol-2-ylamino)-1H-benzoimidazole-5-carboxylic acid methyl ester (1.26 g) was prepared by following General Procedure D starting from
5 3-amino-4-methylamino-benzoic acid methyl ester (0.9 g), 2-amino-6-fluoro-benzothiazole (0.84 g), 1,1'-thiocarbonyldiimidazole (1.07 g), and EDC (1.15 g). LC/MS: m/z 358.

Example 113:

10 2-(6-Methanesulfonyl-benzothiazol-2-ylamino)-1-methyl-1H-benzoimidazole-5-carboxylic acid methyl ester

4-Methylamino-3-nitro-benzoic acid methyl ester (822 mg) was prepared by following General Procedure A using methyl 4-chloro-3-nitrobenzoate (1.0 g) and methylamine (2 M in THF, 6.95 mL) in DMF (5 mL). The crude product was used in the
15 next step without further purification.

3-amino-4-methylamino-benzoic acid methyl ester (677 mg) was prepared by following General Procedure B starting from 4-methylamino-3-nitro-benzoic acid methyl ester (822 mg) and Pd/C (10% by weight, 82 mg). The crude product was used in the next step without further purification.

20 2-(6-Methanesulfonyl-benzothiazol-2-ylamino)-1-methyl-1H-benzoimidazole-5-carboxylic acid methyl ester (1.64 g) was prepared by following General Procedure D starting from 3-amino-4-methylamino-benzoic acid methyl ester (0.9 g), 2-amino-6-methanesulfonyl-benzothiazole (1.14 g), 1,1'-thiocarbonyldiimidazole (1.07 g), and EDC (1.15 g). LC/MS: m/z 418.

25

Example 114:

1-Methyl-2-(6-methyl-benzothiazol-2-ylamino)-1H-benzoimidazole-5-carboxylic acid methyl ester

4-Methylamino-3-nitro-benzoic acid methyl ester (822 mg) was prepared by following General Procedure A using methyl 4-chloro-3-nitrobenzoate (1.0 g) and methylamine (2 M in THF, 6.95 mL) in DMF (5 mL). The crude product was used in the
30 next step without further purification.

3-amino-4-methylamino-benzoic acid methyl ester (677 mg) was prepared by following General Procedure B starting from 4-methylamino-3-nitro-benzoic acid methyl

ester (822 mg) and Pd/C (10% by weight, 82 mg). The crude product was used in the next step without further purification.

1-Methyl-2-(6-methyl-benzothiazol-2-ylamino)-1H-benzimidazole-5-carboxylic acid methyl ester (1.47 g) was prepared by following General Procedure D starting from
5 3-amino-4-methylamino-benzoic acid methyl ester (0.9 g), 2-amino-6-methyl-benzothiazole (0.82 g), 1,1'-thiocarbonyldiimidazole (1.07 g), and EDC (1.15 g). LC/MS: m/z 354.

Example 115:

10 1-Methyl-2-(5-trifluoromethoxy-benzothiazol-2-ylamino)-1H-benzimidazole-5-carboxylic acid methylamide

1-Methyl-2-(5-trifluoromethoxy-benzothiazol-2-ylamino)-1H-benzimidazole-5-carboxylic acid methylamide (27 mg) was prepared by following General Procedure F using 1-methyl-2-(5-trifluoromethoxy-benzothiazol-2-ylamino)-1H-benzimidazole-5-
15 carboxylic acid (41 mg), methylamine (0.2 ml, 2.0 M solution in THF), HBTU (38 mg), and DIEA (0.1 ml). LCMS: m/z 423.

Example 116:

20 1-Methyl-2-(5-trifluoromethoxy-benzothiazol-2-ylamino)-1H-benzimidazole-5-carboxylic acid (2-methoxy-ethyl)-amide

1-Methyl-2-(5-trifluoromethoxy-benzothiazol-2-ylamino)-1H-benzimidazole-5-carboxylic acid (2-methoxy-ethyl)-amide (35 mg) was prepared by following General Procedure F using 1-methyl-2-(5-trifluoromethoxy-benzothiazol-2-ylamino)-1H-benzimidazole-5-carboxylic acid (41 mg), 2-methoxy-ethylamine (0.1 ml), HBTU (38 mg), and
25 DIEA (0.1 ml). LCMS: m/z 467.

Example 117:

2-(5-Fluoro-benzothiazol-2-ylamino)-1-methyl-1H-benzimidazole-5-carboxylic acid

2-(5-Fluoro-benzothiazol-2-ylamino)-1-methyl-1H-benzimidazole-5-carboxylic acid (1.53 g) was prepared by following General Procedure E starting from 2-(5-fluoro-benzothiazol-2-ylamino)-1-methyl-1H-benzimidazole-5-carboxylic acid methyl ester (1.78
30 g), and LiOH (10.0 ml, 2.0 N solution in water). LC/MS: m/z 344.

Example 118:2-(6-Fluoro-benzothiazol-2-ylamino)-1-methyl-1H-benzimidazole-5-carboxylic acid

2-(6-Fluoro-benzothiazol-2-ylamino)-1-methyl-1H-benzimidazole-5-carboxylic acid (1.49 g) was prepared by following General Procedure E starting from 2-(6-fluoro-
5 benzothiazol-2-ylamino)-1-methyl-1H-benzimidazole-5-carboxylic acid methyl ester (1.78 g), and LiOH (10.0 ml, 2.0 N solution in water). LC/MS: m/z 344.

Example 119:2-(6-Methanesulfonyl-benzothiazol-2-ylamino)-1-methyl-1H-benzimidazole-5-carboxylic acid

2-(6-Methanesulfonyl-benzothiazol-2-ylamino)-1-methyl-1H-benzimidazole-5-carboxylic acid (1.75 g) was prepared by following General Procedure E starting from 2-(6-methanesulfonyl-benzothiazol-2-ylamino)-1-methyl-1H-benzimidazole-5-carboxylic acid methyl ester (2.08 g), and LiOH (10.0 ml, 2.0 N solution in water). LC/MS: m/z 404.

15

Example 120:1-Methyl-2-(6-methyl-benzothiazol-2-ylamino)-1H-benzimidazole-5-carboxylic acid

1-Methyl-2-(6-methyl-benzothiazol-2-ylamino)-1H-benzimidazole-5-carboxylic acid (1.55 g) was prepared by following General Procedure E starting from 1-methyl-2-(6-methyl-benzothiazol-2-ylamino)-1H-benzimidazole-5-carboxylic acid methyl ester (1.76 g), and LiOH (10.0 ml, 2.0 N solution in water). LC/MS: m/z 340.

20

Example 121:1-Methyl-2-(6-trifluoromethoxy-benzothiazol-2-ylamino)-1H-benzimidazole-5-carboxylic acid (1,1-dioxo-tetrahydro-1λ⁶-thiophen-3-yl)-amide

1-Methyl-2-(6-trifluoromethoxy-benzothiazol-2-ylamino)-1H-benzimidazole-5-carboxylic acid (1,1-dioxo-tetrahydro-1λ⁶-thiophen-3-yl)-amide (39 mg) was prepared by following General Procedure F using 1-methyl-2-(6-trifluoromethoxy-benzothiazol-2-ylamino)-1H-benzimidazole-5-carboxylic acid (41 mg), 1,1-dioxo-tetrahydro-1λ⁶-
30 thiophen-3-ylamine (30 mg), HBTU (38 mg), and DIEA (0.1 ml). LCMS: m/z 527; and ¹H NMR (DMSO-d₆, 400 MHz): δ 8.72 (br, 1H), 8.09 (d, 1H), 7.92 (d, 1H), 7.78-7.63 (m, 2H), 7.48 (d, 1H), 7.34 (d, 1H), 4.72 (m, 1H), 3.62 (s, 3H), 3.52 (m, 1H), 3.38 (m, 1H), 3.20 (m, 1H), 3.08 (m, 1H), 2.43 (t, 2H), and 2.25 (m, 1H).

Example 122:2-(5-Fluoro-benzothiazol-2-ylamino)-1-methyl-1H-benzimidazole-5-carboxylic acid methylamide

2-(5-Fluoro-benzothiazol-2-ylamino)-1-methyl-1H-benzimidazole-5-carboxylic acid methylamide (24 mg) was prepared by following General Procedure F using 2-(5-fluoro-benzothiazol-2-ylamino)-1-methyl-1H-benzimidazole-5-carboxylic acid (34 mg), methylamine (0.2 ml, 2.0 M solution in THF), HBTU (38 mg), and DIEA (0.1 ml). LCMS: m/z 357.

10 Example 123:2-(5-Fluoro-benzothiazol-2-ylamino)-1-methyl-1H-benzimidazole-5-carboxylic acid (2-methoxy-ethyl)-amide

2-(5-Fluoro-benzothiazol-2-ylamino)-1-methyl-1H-benzimidazole-5-carboxylic acid (2-methoxy-ethyl)-amide (32 mg) was prepared by following General Procedure F using 2-(5-fluoro-benzothiazol-2-ylamino)-1-methyl-1H-benzimidazole-5-carboxylic acid (34 mg), 2-methoxy-ethylamine (0.1 ml), HBTU (38 mg), and DIEA (0.1 ml). LCMS: m/z 401; and ¹H NMR (DMSO-d₆, 400 MHz): δ 8.46 (t, 1H), 8.05 (d, 1H), 7.95 (s, 1H), 7.79-7.71 (m, 2H), 7.42 (d, 1H), 7.30 (d, 1H), 6.99 (t, 1H), 3.65 (s, 3H), 3.51-3.42 (m, 2H), .3.36 (d, 2H), and 2.73 (s, 3H).

20

Example 124:2-(6-Fluoro-benzothiazol-2-ylamino)-1-methyl-1H-benzimidazole-5-carboxylic acid methylamide

2-(6-Fluoro-benzothiazol-2-ylamino)-1-methyl-1H-benzimidazole-5-carboxylic acid methylamide (26 mg) was prepared by following General Procedure F using 2-(6-fluoro-benzothiazol-2-ylamino)-1-methyl-1H-benzimidazole-5-carboxylic acid (34 mg), methylamine (0.2 ml, 2.0 M solution in THF), HBTU (38 mg), and DIEA (0.1 ml). LCMS: m/z 357. ¹H NMR (DMSO-d₆, 400 MHz): δ 8.31 (m, 1H), 7.93 (d, 1H), 7.63 (d, 2H), 7.50-7.42 (m, 1H), 7.38-7.28 (m, 1H), 7.12 (t, 2H), 3.60 (s, 3H), and 2.78 (d, 3H).

30

Example 125:2-(6-Fluoro-benzothiazol-2-ylamino)-1-methyl-1H-benzimidazole-5-carboxylic acid (2-methoxy-ethyl)-amide

2-(6-Fluoro-benzothiazol-2-ylamino)-1-methyl-1H-benzimidazole-5-carboxylic acid (2-methoxy-ethyl)-amide (29 mg) was prepared by following General Procedure F using 2-(6-fluoro-benzothiazol-2-ylamino)-1-methyl-1H-benzimidazole-5-carboxylic acid (34 mg), 2-methoxy-ethylamine (0.1 ml), HBTU (38 mg), and DIEA (0.1 ml). LCMS: m/z 401; and ¹H NMR (DMSO-d₆, 400 MHz): δ 8.44 (m, 1H), 8.06 (br, 1H), 7.76-7.70 (m, 2H), 7.66 (br, 1H), 7.45 (d, 1H), 7.20 (t, 1H), 3.61 (s, 3H), 3.44 (m, 4H), and 3.26 (s, 3H), -NH proton signal was not observed.

Example 126:2-(6-Methanesulfonyl-benzothiazol-2-ylamino)-1-methyl-1H-benzimidazole-5-carboxylic acid methylamide

2-(6-Methanesulfonyl-benzothiazol-2-ylamino)-1-methyl-1H-benzimidazole-5-carboxylic acid methylamide (34 mg) was prepared by following General Procedure F using 2-(6-methanesulfonyl-benzothiazol-2-ylamino)-1-methyl-1H-benzimidazole-5-carboxylic acid (40 mg), methylamine (0.2 ml, 2.0 M solution in THF), HBTU (38 mg), and DIEA (0.1 ml). LCMS: m/z 417; and ¹H NMR (DMSO-d₆, 400 MHz): δ 8.45 (m, 1H), 8.04 (br, 1H), 8.00 (m, 1H), 7.93 (s, 1H), 7.71 (t, 2H), 7.43 (d, 1H), 7.18 (t, 1H), 3.63 (s, 3H), 3.27 (s, 3H), and 2.87 (s, 3H).

Example 127:2-(6-Methanesulfonyl-benzothiazol-2-ylamino)-1-methyl-1H-benzimidazole-5-carboxylic acid (2-methoxy-ethyl)-amide

2-(6-Methanesulfonyl-benzothiazol-2-ylamino)-1-methyl-1H-benzimidazole-5-carboxylic acid (2-methoxy-ethyl)-amide (33 mg) was prepared by following General Procedure F using 2-(6-methanesulfonyl-benzothiazol-2-ylamino)-1-methyl-1H-benzimidazole-5-carboxylic acid (40 mg), 2-methoxy-ethylamine (0.1 ml), HBTU (38 mg), and DIEA (0.1 ml). LCMS: m/z 461; and ¹H NMR (DMSO-d₆, 400 MHz): δ 8.36 (t, 1H), 8.14 (br, 1H), 7.94 (d, 2H), 7.66 (d, 1H), 7.59 (d, 1H), 7.44 (d, 1H), 7.25 (d, 1H), 3.61 (s, 3H), 3.45 (m, 4H), 3.27 (s, 3H), and 2.87 (s, 3H).

Example 128:

2-(6-Methyl-benzothiazol-2-ylamino)-1-methyl-1H-benzimidazole-5-carboxylic acid methylamide

2-(6-Methyl-benzothiazol-2-ylamino)-1-methyl-1H-benzimidazole-5-carboxylic acid methylamide (26 mg) was prepared by following General Procedure F using 2-(6-methyl-benzothiazol-2-ylamino)-1-methyl-1H-benzimidazole-5-carboxylic acid (34 mg), methylamine (0.2 ml, 2.0 M solution in THF), HBTU (38 mg), and DIEA (0.1 ml). LCMS: m/z 353. ¹H NMR (DMSO-d₆, 400 MHz): δ 8.32 (m, 1H), 8.00 (br, 1H), 7.66 (d, 1H), 7.55 (s, 2H), 7.38 (m, 2H), 7.14 (d, 1H), 3.63 (s, 3H), 2.87 (d, 3H), and 2.35 (s, 3H).

10

Example 129:

2-(6-Methyl-benzothiazol-2-ylamino)-1-methyl-1H-benzimidazole-5-carboxylic acid (2-methoxy-ethyl)-amide

2-(6-Methyl-benzothiazol-2-ylamino)-1-methyl-1H-benzimidazole-5-carboxylic acid (2-methoxy-ethyl)-amide (29 mg) was prepared by following General Procedure F using 2-(6-methyl-benzothiazol-2-ylamino)-1-methyl-1H-benzimidazole-5-carboxylic acid (34 mg), 2-methoxy-ethylamine (0.1 ml), HBTU (38 mg), and DIEA (0.1 ml). LCMS: m/z 397.

20 Example 130:

2-(6-Methanesulfonyl-benzothiazol-2-ylamino)-1-methyl-1H-benzimidazole-5-carboxylic acid (2-methylsulfonyl-ethyl)-amide

2-(6-Methanesulfonyl-benzothiazol-2-ylamino)-1-methyl-1H-benzimidazole-5-carboxylic acid (2-methylsulfonyl-ethyl)-amide (41 mg) was prepared by following General Procedure F using 2-(6-methanesulfonyl-benzothiazol-2-ylamino)-1-methyl-1H-benzimidazole-5-carboxylic acid (80 mg), 2-methylthio-ethylamine (0.2 ml), HBTU (76 mg), and DIEA (0.2 ml). LCMS: m/z 477.

Example 131:

30 2-(6-Methanesulfonyl-benzothiazol-2-ylamino)-1-methyl-1H-benzimidazole-5-carboxylic acid (2-methylsulfonyl-ethyl)-amide

2-(6-Methanesulfonyl-benzothiazol-2-ylamino)-1-methyl-1H-benzimidazole-5-carboxylic acid (2-methylsulfonyl-ethyl)-amide (36 mg) was prepared by following General Procedure M using 2-(6-methanesulfonyl-benzothiazol-2-ylamino)-1-methyl-1H-

benzimidazole-5-carboxylic acid (2-methylsulfonyl-ethyl)-amide (48 mg), and peracetic acid (0.1 ml, 32 wt% solution in acetic acid). LC/MS: m/z 509. ¹H NMR (DMSO-d₆, 400 MHz): δ 8.68 (m, 2H), 8.35 (s, 1H), 8.08 (br, 1H), 7.93 (s, 1H), 7.84 (m, 2H), 7.76 (br, 1H), 3.70 (m, 2H), 3.66 (s, 3H), 3.40 (t, 2H), 3.20 (s, 3H), and 2.87 (d, 3H).

5

Example 132:

1-Methyl-2-(6-trifluoromethylsulfonyl-benzothiazol-2-ylamino)-1H-benzimidazole-5-carboxylic acid methyl ester

4-Methylamino-3-nitro-benzoic acid methyl ester (822 mg) was prepared by following General Procedure A starting from methyl 4-chloro-3-nitrobenzoate (1.0 g) and methylamine (2.0 M in THF, 6.95 mL) in DMF (5 mL). The crude product was used in the next step without further purification.

3-amino-4-methylamino-benzoic acid methyl ester (677 mg) was prepared by following General Procedure B starting from 4-methylamino-3-nitro-benzoic acid methyl ester (822 mg) and Pd/C (10% by weight). The crude product was used in the next step without further purification.

1-Methyl-2-(6-trifluoromethylsulfonyl-benzothiazol-2-ylamino)-1H-benzimidazole-5-carboxylic acid methyl ester (1.43 g) was prepared by following General Procedure D starting from 3-amino-4-methylamino-benzoic acid methyl ester (0.9 g), 6-trifluoromethylsulfonyl-benzothiazol-2-ylamine (1.25 g), 1,1'-thiocarbonyldiimidazole (1.07 g), and EDC (1.15 g). LC/MS: m/z 440. ¹H NMR (DMSO-d₆, 400 MHz): δ 8.23 (s, 2H), 7.89 (br, 1H), 7.76 (br, 1H), 7.69 (d, 2H), 7.54 (d, 1H), 3.88 (s, 3H), and 3.68 (s, 3H).

25 Example 133:

2-(6-Chloro-benzothiazol-2-ylamino)-1-methyl-1H-benzimidazole-5-carboxylic acid dimethylcarbamoylmethyl-amide

2-(6-Chloro-benzothiazol-2-ylamino)-1-methyl-1H-benzimidazole-5-carboxylic acid dimethylcarbamoylmethyl-amide (33 mg) was prepared by following General Procedure F using 2-(6-chloro-benzothiazol-2-ylamino)-1-methyl-1H-benzimidazole-5-carboxylic acid (36 mg), 2-amino-N,N-dimethyl-acetamide acetic acid salt (48 mg), HBTU (38 mg), and DIEA (0.1 ml). LC/MS: m/z 444. ¹H NMR (DMSO-d₆, 400 MHz): δ 11.70 (br, 1H), 8.44 (t, 1H), 8.11 (s, 1H), 7.94 (m, 1H), 7.80 (m, 1H), 7.66 (br, 1H), 7.50 (d, 1H), 7.38 (d, 1H), 4.12 (d, 2H), 3.61 (s, 3H), 3.03 (s, 3H), and 2.87 (s, 3H).

Example 134:1-Methyl-2-(6-trifluoromethyl-benzothiazol-2-ylamino)-1H-benzimidazole-5-carboxylic acid dimethylcarbamoylmethyl-amide

1-Methyl-2-(6-trifluoromethyl-benzothiazol-2-ylamino)-1H-benzimidazole-5-carboxylic acid dimethylcarbamoylmethyl-amide (38 mg) was prepared by following General Procedure F using 1-methyl-2-(6-trifluoromethyl-benzothiazol-2-ylamino)-1H-benzimidazole-5-carboxylic acid (39 mg), 2-amino-N,N-dimethyl-acetamide acetic acid salt (48 mg), HBTU (38 mg), and DIEA (0.1 ml). LC/MS: m/z 478. ¹H NMR (DMSO-d₆, 400 MHz): δ 12.49 (br, 1H), 8.46 (t, 1H), 8.25 (s, 1H), 8.14 (s, 1H), 7.82 (m, 2H), 7.68 (m, 1H), 7.53 (d, 1H), 4.13 (d, 2H), 3.66 (s, 3H), 3.04 (s, 3H), and 2.87 (s, 3H).

Example 135:1-Methyl-2-(6-trifluoromethoxy-benzothiazol-2-ylamino)-1H-benzimidazole-5-carboxylic acid (2-dimethylcarbamoyl-ethyl)-amide

1-Methyl-2-(6-trifluoromethoxy-benzothiazol-2-ylamino)-1H-benzimidazole-5-carboxylic acid (2-dimethylcarbamoyl-ethyl)-amide (38 mg) was prepared by following General Procedure F using 3-[[1-methyl-2-(6-trifluoromethoxy-benzothiazol-2-ylamino)-1H-benzimidazole-5-carbonyl]-amino]-propionic acid (48 mg), dimethyl amine (0.3 ml, 1.0 M solution in THF), HBTU (38 mg), and DIEA (0.1 ml). LC/MS: m/z 508. ¹H NMR (DMSO-d₆, 400 MHz): δ 8.41 (t, 1H), 8.05 (s, 1H), 7.91 (s, 1H), 7.73 (m, 2H), 7.46 (m, 1H), 7.35 (d, 1H), 7.34 (m, 1H), 3.66 (s, 3H), 3.51-3.46 (q, 2H), 2.98 (s, 3H), 2.84 (s, 3H), and 2.62 (t, 2H).

Example 136:3-[[1-Methyl-2-(6-trifluoromethoxy-benzothiazol-2-ylamino)-1H-benzimidazole-5-carbonyl]-amino]-propionic acid tert-butyl ester

3-[[1-Methyl-2-(6-trifluoromethoxy-benzothiazol-2-ylamino)-1H-benzimidazole-5-carbonyl]-amino]-propionic acid tert-butyl ester (38 mg) was prepared by following General Procedure F using 1-methyl-2-(6-trifluoromethyl-benzothiazol-2-ylamino)-1H-benzimidazole-5-carboxylic acid (39 mg), β-alanine tert-butyl ester (42 mg), HBTU (38 mg), and DIEA (0.1 ml). LC/MS: m/z 537.

Example 137:1-Methyl-2-(6-trifluoromethoxy-benzothiazol-2-ylamino)-1H-benzimidazole-5-carboxylic acid [2-(4-methyl-piperazin-1-yl)-2-oxo-ethyl]-amide

1-Methyl-2-(6-trifluoromethoxy-benzothiazol-2-ylamino)-1H-benzimidazole-5-carboxylic acid [2-(4-methyl-piperazin-1-yl)-2-oxo-ethyl]-amide (41 mg) was prepared by following General Procedure F using 1-methyl-2-(6-trifluoromethoxy-benzothiazol-2-ylamino)-1H-benzimidazole-5-carboxylic acid (41 mg), 2-amino-1-(4-methyl-piperazin-1-yl)-ethanone (0.30 ml), HBTU (38 mg), and DIEA (0.1 ml). LC/MS: m/z 549. ¹H NMR (DMSO-d₆, 400 MHz): δ 8.48 (t, 1H), 8.10 (s, 1H), 7.96 (s, 1H), 7.91 (d, 1H), 7.78 (d, 1H), 7.64 (br, 1H), 7.48 (d, 1H), 7.36 (d, 1H), 4.14 (d, 2H), 3.67 (s, 3H), 3.61 (m, 2H), 3.48 (m, 4H), 2.89 (s, 3H), and 2.32 (m, 2H).

Example 138:1-Methyl-2-(6-trifluoromethoxy-benzothiazol-2-ylamino)-1H-benzimidazole-5-carboxylic acid (2-morpholin-4-yl-2-oxo-ethyl)-amide

1-Methyl-2-(6-trifluoromethoxy-benzothiazol-2-ylamino)-1H-benzimidazole-5-carboxylic acid (2-morpholin-4-yl-2-oxo-ethyl)-amide (39 mg) was prepared by following General Procedure F using 1-methyl-2-(6-trifluoromethoxy-benzothiazol-2-ylamino)-1H-benzimidazole-5-carboxylic acid (41 mg), 2-amino-1-morpholin-4-yl-ethanone (0.28 ml), HBTU (38 mg), and DIEA (0.1 ml). LC/MS: m/z 536. ¹H NMR (DMSO-d₆, 400 MHz): δ 8.50 (t, 1H), 8.10 (s, 1H), 7.92 (m, 1H), 7.79 (br, 1H), 7.74 (br, 1H), 7.50 (d, 2H), 7.38 (m, 1H), 4.16 (d, 2H), 3.66 (s, 3H), 3.62 (m, 2H), 3.58 (t, 2H), 3.52 (t, 2H), and 3.48 (t, 2H).

Example 139:1-Methyl-2-(6-trifluoromethoxy-benzothiazol-2-ylamino)-1H-benzimidazole-5-carboxylic acid methylcarbamoylmethyl-amide

1-Methyl-2-(6-trifluoromethoxy-benzothiazol-2-ylamino)-1H-benzimidazole-5-carboxylic acid methylcarbamoylmethyl-amide (47 mg) was prepared by following General Procedure F using {[1-methyl-2-(6-trifluoromethoxy-benzothiazol-2-ylamino)-1H-benzimidazole-5-carbonyl]-amino}-acetic acid (47 mg), methylamine (0.2 ml, 1.0 M solution in THF), HBTU (38 mg), and DIEA (0.1 ml), with a minor modification of General Procedure F where DIEA was slowly added to the reaction mixture at last while stirring at 0 °C. LC/MS: m/z 480.

Example 140:1-Methyl-2-(6-trifluoromethoxy-benzothiazol-2-ylamino)-1H-benzimidazole-5-carboxylic acid diethylcarbamoylmethyl-amide

1-Methyl-2-(6-trifluoromethoxy-benzothiazol-2-ylamino)-1H-benzimidazole-5-carboxylic acid diethylcarbamoylmethyl-amide (48 mg) was prepared by following General Procedure F using {[1-methyl-2-(6-trifluoromethoxy-benzothiazol-2-ylamino)-1H-benzimidazole-5-carbonyl]-amino}-acetic acid (47 mg), diethylamine (0.2 ml), HBTU (38 mg), and DIEA (0.1 ml), with a minor modification of General Procedure F where DIEA was slowly added to the reaction mixture at last while stirring at 0 °C. LC/MS: m/z 522. ¹H NMR (DMSO-d₆, 400 MHz): δ 8.45 (t, 1H), 8.08 (s, 1H), 7.90 (m, 2H), 7.78 (br, 1H), 7.66 (br, 1H), 7.48 (d, 1H), 7.34 (d, 1H), 4.13 (d, 2H), 3.66 (s, 3H), 3.38-3.28 (m, 4H), and 1.05 (t, 6H).

Example 141:1-Methyl-2-(6-trifluoromethoxy-benzothiazol-2-ylamino)-1H-benzimidazole-5-carboxylic acid (2-oxo-2-pyrrolidin-1-yl-ethyl)-amide

1-Methyl-2-(6-trifluoromethoxy-benzothiazol-2-ylamino)-1H-benzimidazole-5-carboxylic acid (2-oxo-2-pyrrolidin-1-yl-ethyl)-amide (46 mg) was prepared by following General Procedure F using {[1-methyl-2-(6-trifluoromethoxy-benzothiazol-2-ylamino)-1H-benzimidazole-5-carbonyl]-amino}-acetic acid (47 mg), pyrrolidine (0.14 ml), HBTU (38 mg), and DIEA (0.1 ml), with a minor modification of General Procedure F where DIEA was slowly added to the reaction mixture at last while stirring at 0 °C. LC/MS: m/z 520. ¹H NMR (DMSO-d₆, 400 MHz): δ 8.32 (t, 1H), 7.82 (s, 1H), 7.61 (m, 2H), 7.52 (d, 1H), 7.28 (m, 1H), 7.17 (m, 1H), 7.09 (m, 1H), 4.02 (d, 2H), 3.57 (s, 3H), 3.49 (t, 2H), 3.34 (m 2H), 1.91 (p, 2H), and 1.79 (p, 2H).

Example 142:4-(2-[[1-Methyl-2-(6-trifluoromethoxy-benzothiazol-2-ylamino)-1H-benzimidazole-5-carbonyl]-amino]-acetyl)-piperazine-1-carboxylic acid tert-butyl ester

4-(2-[[1-Methyl-2-(6-trifluoromethoxy-benzothiazol-2-ylamino)-1H-benzimidazole-5-carbonyl]-amino]-acetyl)-piperazine-1-carboxylic acid tert-butyl ester (58 mg) was prepared by following General Procedure F using {[1-methyl-2-(6-trifluoromethoxy-benzothiazol-2-ylamino)-1H-benzimidazole-5-carbonyl]-amino}-acetic acid (47 mg), piperazine-1-carboxylic acid tert-butyl ester (34 mg), HBTU (38 mg), and DIEA (0.1 ml),

with a minor modification of General Procedure F where DIEA was slowly added to the reaction mixture at last while stirring at 0 °C. LC/MS: m/z 635.

Example 143:

5 (S)-2-[[1-Methyl-2-(6-trifluoromethoxy-benzothiazol-2-ylamino)-1H-benzimidazole-5-carbonyl]-amino]-propionic acid methyl ester

(S)-2-[[1-Methyl-2-(6-trifluoromethoxy-benzothiazol-2-ylamino)-1H-benzimidazole-5-carbonyl]-amino]-propionic acid methyl ester (39 mg) was prepared by following General Procedure F using 1-methyl-2-(6-trifluoromethyl-benzothiazol-2-ylamino)-1H-benzimidazole-5-carboxylic acid (41 mg), L-alanine methyl ester hydrochloride (42 mg), HBTU (38 mg), and DIEA (0.1 ml). LC/MS: m/z 495.

Example 144:

15 1-[[1-Methyl-2-(6-trifluoromethoxy-benzothiazol-2-ylamino)-1H-benzimidazole-5-carbonyl]-amino]-cyclopropanecarboxylic acid ethyl ester

1-[[1-Methyl-2-(6-trifluoromethoxy-benzothiazol-2-ylamino)-1H-benzimidazole-5-carbonyl]-amino]-cyclopropanecarboxylic acid ethyl ester (45 mg) was prepared by following General Procedure F using 1-methyl-2-(6-trifluoromethyl-benzothiazol-2-ylamino)-1H-benzimidazole-5-carboxylic acid (41 mg), 1-amino-cyclopropanecarboxylic acid ethyl ester hydrochloride (50 mg), HBTU (38 mg), and DIEA (0.1 ml). LC/MS: m/z 521.

Example 145:

25 2-Methyl-2-[[1-methyl-2-(6-trifluoromethoxy-benzothiazol-2-ylamino)-1H-benzimidazole-5-carbonyl]-amino]-propionic acid methyl ester

2-Methyl-2-[[1-methyl-2-(6-trifluoromethoxy-benzothiazol-2-ylamino)-1H-benzimidazole-5-carbonyl]-amino]-propionic acid methyl ester (43 mg) was prepared by following General Procedure F using 1-methyl-2-(6-trifluoromethyl-benzothiazol-2-ylamino)-1H-benzimidazole-5-carboxylic acid (41 mg), 2-amino-2-methyl-propionic acid methyl ester hydrochloride (46 mg), HBTU (38 mg), and DIEA (0.1 ml). LC/MS: m/z 509.

Example 146:

(S)-2-[[1-Methyl-2-(6-trifluoromethoxy-benzothiazol-2-ylamino)-1H-benzimidazole-5-carbonyl]-amino]-propionic acid

(S)-2-[[1-Methyl-2-(6-trifluoromethoxy-benzothiazol-2-ylamino)-1H-benzimidazole-5-carbonyl]-amino]-propionic acid (83 mg) was prepared by following General Procedure E starting from (S)-2-[[1-methyl-2-(6-trifluoromethoxy-benzothiazol-2-ylamino)-1H-benzimidazole-5-carbonyl]-amino]-propionic acid methyl ester (99 mg), and LiOH (0.5 ml, 2.0 N solution in water). LC/MS: m/z 481.

10 Example 147:

1-[[1-Methyl-2-(6-trifluoromethoxy-benzothiazol-2-ylamino)-1H-benzimidazole-5-carbonyl]-amino]-cyclopropanecarboxylic acid

1-[[1-Methyl-2-(6-trifluoromethoxy-benzothiazol-2-ylamino)-1H-benzimidazole-5-carbonyl]-amino]-cyclopropanecarboxylic acid (91 mg) was prepared by following General Procedure E starting from 1-[[1-methyl-2-(6-trifluoromethoxy-benzothiazol-2-ylamino)-1H-benzimidazole-5-carbonyl]-amino]-cyclopropanecarboxylic acid ethyl ester (104 mg), and LiOH (0.5 ml, 2.0 N solution in water). LC/MS: m/z 493.

Example 148:

20 2-Methyl-2-[[1-methyl-2-(6-trifluoromethoxy-benzothiazol-2-ylamino)-1H-benzimidazole-5-carbonyl]-amino]-propionic acid

2-Methyl-2-[[1-methyl-2-(6-trifluoromethoxy-benzothiazol-2-ylamino)-1H-benzimidazole-5-carbonyl]-amino]-propionic acid (88 mg) was prepared by following General Procedure E starting from 2-methyl-2-[[1-methyl-2-(6-trifluoromethoxy-benzothiazol-2-ylamino)-1H-benzimidazole-5-carbonyl]-amino]-propionic acid methyl ester (102 mg), and LiOH (0.5 ml, 2.0 N solution in water). LC/MS: m/z 495.

Example 149:

30 1-Methyl-2-(6-trifluoromethoxy-benzothiazol-2-ylamino)-1H-benzimidazole-5-carboxylic acid ((S)-1-dimethylcarbamoyl-ethyl)-amide

1-Methyl-2-(6-trifluoromethoxy-benzothiazol-2-ylamino)-1H-benzimidazole-5-carboxylic acid ((S)-1-dimethylcarbamoyl-ethyl)-amide (46 mg) was prepared by following General Procedure F using (S)-2-[[1-methyl-2-(6-trifluoromethoxy-benzothiazol-2-ylamino)-1H-benzimidazole-5-carbonyl]-amino]-propionic acid (48 mg),

dimethyl amine (0.3 ml, 1.0 M solution in THF), HBTU (38 mg), and DIEA (0.1 ml), with a minor modification of General Procedure F where DIEA was slowly added to the reaction mixture at last while stirring at 0 °C. LC/MS: m/z 508. ¹H NMR (DMSO-d₆, 400 MHz): δ 8.39 (d, 1H), 7.98 (s, 1H), 7.95 (s, 1H), 7.76 (m, 1H), 7.66 (m, 1H), 7.45 (br, 1H), 7.30 (m, 1H), 7.22 (d, 1H), 4.93 (p, 1H), 3.62 (s, 3H), 2.87 (d, 6H), and 1.31 (d, 3H).

Example 150:

1-Methyl-2-(6-trifluoromethoxy-benzothiazol-2-ylamino)-1H-benzimidazole-5-carboxylic acid (1-dimethylcarbamoyl-cyclopropyl)-amide

10 1-Methyl-2-(6-trifluoromethoxy-benzothiazol-2-ylamino)-1H-benzimidazole-5-carboxylic acid (1-dimethylcarbamoyl-cyclopropyl)-amide (48 mg) was prepared by following General Procedure F using 1-[[1-methyl-2-(6-trifluoromethoxy-benzothiazol-2-ylamino)-1H-benzimidazole-5-carbonyl]-amino]-cyclopropanecarboxylic acid (49 mg), dimethyl amine (0.3 ml, 1.0 M solution in THF), HBTU (38 mg), and DIEA (0.1 ml), with a
15 minor modification of General Procedure F where DIEA was slowly added to the reaction mixture at last while stirring at 0 °C. LC/MS: m/z 520 [M+2]. ¹H NMR (DMSO-d₆, 400 MHz): δ 8.92 (s, 1H), 8.06 (s, 1H), 7.91 (m, 1H), 7.72 (d, 1H), 7.60 (br, 1H), 7.46 (d, 1H), 7.33 (d, 1H), 7.24 (m, 1H), 3.66 (s, 3H), 2.87 (d, 6H), 1.26 (t, 2H), and 1.01 (t, 2H).

20 Example 151:

1-Methyl-2-(6-trifluoromethoxy-benzothiazol-2-ylamino)-1H-benzimidazole-5-carboxylic acid (1-dimethylcarbamoyl-1-methyl-ethyl)-amide

1-Methyl-2-(6-trifluoromethoxy-benzothiazol-2-ylamino)-1H-benzimidazole-5-carboxylic acid (1-dimethylcarbamoyl-1-methyl-ethyl)-amide (47 mg) was prepared by
25 following General Procedure F using 2-methyl-2-[[1-methyl-2-(6-trifluoromethoxy-benzothiazol-2-ylamino)-1H-benzimidazole-5-carbonyl]-amino]-propionic acid (49 mg), dimethyl amine (0.3 ml, 1.0 M solution in THF), HBTU (38 mg), and DIEA (0.1 ml), with a minor modification of General Procedure F where DIEA was slowly added to the reaction mixture at last while stirring at 0 °C.. LC/MS: m/z 522. ¹H NMR (DMSO-d₆, 400 MHz): δ
30 8.54 (s, 1H), 8.09 (s, 1H), 7.92 (s, 1H), 7.78 (d, 1H), 7.64 (br, 1H), 7.47 (d, 1H), 7.36 (d, 1H), 3.67 (s, 3H), 2.87 (d, 6H), and 1.49 (s, 6H), -NH proton signals was not observed.

Example 152:1-Methyl-2-(6-trifluoromethoxy-benzothiazol-2-ylamino)-1H-benzimidazole-5-carboxylic acid (2-oxo-2-piperazin-1-yl-ethyl)-amide hydrochloride

1-Methyl-2-(6-trifluoromethoxy-benzothiazol-2-ylamino)-1H-benzimidazole-5-
5 carboxylic acid (2-oxo-2-piperazin-1-yl-ethyl)-amide dihydrochloride (42 mg) was
prepared by following General Procedure L using 4-(2-[[1-methyl-2-(6-trifluoromethoxy-
benzothiazol-2-ylamino)-1H-benzimidazole-5-carbonyl]-amino]-acetyl)-piperazine-1-
carboxylic acid tert-butyl ester (63 mg), and hydrochloric acid (0.25 ml, 4.0 N solution
dioxane). LC/MS: m/z 535. ¹H NMR (DMSO-d₆, 400 MHz): δ 9.55 (br, 1H), 9.48 (br, 1H),
10 8.64 (t, 1H), 8.13 (s, 1H), 7.98 (s, 1H), 7.84 (d, 1H), 7.66 (d, 1H), 7.57 (d, 1H), 7.40 (d,
1H), 4.21 (d, 2H), 3.79 (m, 2H), 3.73 (m, 2H), 3.71 (s, 3H), 3.16 (m, 2H), and 3.07 (m,
2H).

Example 153:1-Ethyl-2-(6-trifluoromethoxy-benzothiazol-2-ylamino)-1H-benzimidazole-5-carboxylic acid methyl ester

4-Ethylamino-3-nitro-benzoic acid methyl ester (4.0 g) was prepared by following
General Procedure A starting from methyl 4-chloro-3-nitrobenzoate (5.0 g) in ethylamine
(2.0 M in THF, 50 mL). The crude product was used in the next step without further
20 purification.

3-Amino-4-ethylamino-benzoic acid methyl ester (3.2 g) was prepared by
following General Procedure B starting from 4-ethylamino-3-nitro-benzoic acid methyl
ester (4.0 g) and Pd/C (20% by weight, 800.0 mg) in MeOH:EtOAc (1:1, 30.0 mL). The
crude product was used in the next step without further purification.

1-Ethyl-2-(6-trifluoromethoxy-benzothiazol-2-ylamino)-1H-benzimidazole-5-
25 carboxylic acid methyl ester (3.70 g) was prepared by following General Procedure D
starting from 3-amino-4-ethylamino-benzoic acid methyl ester (3.0 g), 2-amino-6-
(trifluoromethoxy)benzothiazole (4.4 g), 1,1'-thiocarbonyldiimidazole (3.5 g), and EDC
(3.6 g). LCMS: m/z 438; and ¹H NMR (DMSO-d₆, 400 MHz): δ 8.25 and 8.05 (0.59 and
30 0.53, 1H, m), 7.93 (2H, m), 7.75 (1H, m), 7.59 (1H, m), 7.38 – 7.37 (1H, m), 4.25 – 4.23
(2H, m), 3.88 (3H, s), 1.35 – 1.31 (3H, t), -NH proton signal was not observed.

Example 154:1-Ethyl-2-(6-trifluoromethoxy-benzothiazol-2-ylamino)-1H-benzoimidazole-5-carboxylic acid

1-Ethyl-2-(6-trifluoromethoxy-benzothiazol-2-ylamino)-1H-benzoimidazole-5-carboxylic acid (2.1 g) was prepared by following General Procedure E starting from 1-ethyl-2-(6-trifluoromethoxy-benzothiazol-2-ylamino)-1H-benzoimidazole-5-carboxylic acid methyl ester (3.5 g) and sodium hydroxide (2.0 N solution, 8.0 mL). LCMS: m/z 424; and ¹H NMR (DMSO-d₆, 400 MHz): δ 8.17 (1H, m), 7.96 (1H, m), 7.75 (1H, m), 7.88-7.85 (1H, m), 7.65 – 7.63 (1H, m), 7.59 – 7.57 (1H, m), 7.40 – 7.37 (1H, m), 4.26 – 4.25 (2H, q), 1.35 – 1.32 (3H, t) -COOH proton signal was not observed.

Example 155:1-Ethyl-2-(6-trifluoromethoxy-benzothiazol-2-ylamino)-1H-benzoimidazole-5-carboxylic acid methylamide

1-Ethyl-2-(6-trifluoromethoxy-benzothiazol-2-ylamino)-1H-benzoimidazole-5-carboxylic acid methylamide (50.0 mg) was prepared by following General Procedure F starting from 1-ethyl-2-(6-trifluoromethoxy-benzothiazol-2-ylamino)-1H-benzoimidazole-5-carboxylic acid (100.0 mg), methylamine (2.0 M solution in THF, 1 mL), DPPA (82.0 mg), and DIEA (0.1 mL) in DMF (1.0 mL). LCMS: m/z 437; and ¹H NMR (CD₃OD, 400 MHz): δ 7.93 (1H, d), 7.73 – 7.70 (2H, m), 7.64 – 7.63 (1H, d), 7.40 – 7.38 (1H, m), 7.25 – 7.22 (1H, m), 4.25 – 4.23 (2H, q), 2.95 (3H, s), 1.41 – 1.38 (3H, t), 2 -NH proton signals were not observed.

Example 156:1-Ethyl-2-(6-trifluoromethoxy-benzothiazol-2-ylamino)-1H-benzoimidazole-5-carboxylic acid ethylamide

1-Ethyl-2-(6-trifluoromethoxy-benzothiazol-2-ylamino)-1H-benzoimidazole-5-carboxylic acid ethylamide (53.0 mg) was prepared by following General Procedure F starting from 1-methyl-2-(6-trifluoromethoxy-benzothiazol-2-ylamino)-1H-benzoimidazole-5-carboxylic acid (100.0 mg), ethylamine (2.0 M solution in THF, 1 mL), DPPA (85.0 mg), and DIEA (0.1 mL) in DMF (1.0 mL). LCMS: m/z 451; and ¹H NMR (CD₃OD, 400 MHz): δ 7.95 (1H, d), 7.75 – 7.73 (2H, m), 7.65 – 7.64 (1H, d), 7.42 – 7.40 (1H, m), 7.26 – 7.24 (1H, m), 4.27 – 4.25 (2H, q), 3.47 – 3.42 (2H, q), 1.42 – 1.39 (3H, t), 1.27 – 1.24 (3H, t) 2 -NH proton signals were not observed.

Example 157:1-Ethyl-2-(6-trifluoromethoxy-benzothiazol-2-ylamino)-1H-benzoimidazole-5-carboxylic acid (2-ethoxy-ethyl)-amide

1-Ethyl-2-(6-trifluoromethoxy-benzothiazol-2-ylamino)-1H-benzoimidazole-5-carboxylic acid (2-ethoxy-ethyl)-amide (60.0 mg) was prepared by following General Procedure F starting from 1-ethyl-2-(6-trifluoromethoxy-benzothiazol-2-ylamino)-1H-benzoimidazole-5-carboxylic acid (100.0 mg), 2-ethoxy-ethylamine (30.0 mg), DPPA (85.0 mg), and DIEA (0.1 mL) in DMF (1.0 mL). LCMS: m/z 495; and ¹H NMR (CD₃OD, 400 MHz): δ 7.96 (1H, d), 7.77 – 7.75 (2H, m), 7.65 (1H, d), 7.43 – 7.41 (1H, m), 7.26 – 7.24 (1H, m), 4.27 – 4.26 (2H, q), 3.66 – 3.64 (2H, m), 3.59 – 3.55 (4H, m), 1.43 – 1.39 (3H, t), 1.23 – 1.20 (3H, t), 2 -NH proton signals were not observed.

Example 158:1-Isopropyl-2-(6-trifluoromethoxy-benzothiazol-2-ylamino)-1H benzoimidazole-5-carboxylic acid methyl ester

4-Isopropylamino-3-nitro-benzoic acid methyl ester (900.0 mg) was prepared by following General Procedure A starting from methyl 4-chloro-3-nitrobenzoate (1.0 g) and isopropyl amine (325.0 mg) in DMF (10.0 mL). The crude product was used in the next step without further purification.

3-Amino-4-isopropylamino-benzoic acid methyl ester (700.0 mg) was prepared by following General Procedure B starting from 4-isopropylamino-3-nitro-benzoic acid methyl ester (900.0 mg) and Pd/C (20% by weight, 180.0 mg) in MeOH:EtOAc (1:1, 10.0 mL). The crude product was used in the next step without further purification.

1-Isopropyl-2-(6-trifluoromethoxy-benzothiazol-2-ylamino)-1H-benzoimidazole-5-carboxylic acid methyl ester (580.0 mg) was prepared by following General Procedure D starting from 3-amino-4-isopropylamino-benzoic acid methyl ester (700.0 mg), 2-amino-6-(trifluoromethoxy)benzothiazole (930.0 mg), 1,1'-thiocarbonyldiimidazole (700.0 mg), and EDC (770.0 mg) in DMF (8.0 mL). LCMS: m/z 452; and ¹H NMR (DMSO-d₆, 400 MHz): δ 8.27 and 8.05 (0.6 and 0.47, 1H, m), 7.93 (1H, m), 7.84 (1H, m), 7.73 (2H, m), 7.37 (1H, m), 5.15 (1H, m), 3.88 (3H, s), 1.58 – 1.57 (6H, d), -NH proton signal was not observed.

Example 159:1-Isopropyl-2-(6-trifluoromethoxy-benzothiazol-2-ylamino)-1H-benzoimidazole-5-carboxylic acid

1-Isopropyl-2-(6-trifluoromethoxy-benzothiazol-2-ylamino)-1H-benzoimidazole-5-carboxylic acid (500.0 mg) was prepared by following General Procedure E starting from 1-isopropyl-2-(6-trifluoromethoxy-benzothiazol-2-ylamino)-1H-benzoimidazole-5-carboxylic acid methyl ester (580.0 mg) and lithium hydroxide (2.0 N solution, 3.0 mL), MeOH (2.0 mL) and THF (2.0 mL). LCMS: m/z 438; and ¹H NMR (DMSO-d₆, 400 MHz): δ 8.17 (1H, m), 7.96 (1H, m), 7.84 – 7.82 (1H, m), 7.72 – 7.70 (1H, m), 7.64 – 7.61 (1H, m), 7.40 – 7.37 (1H, m), 5.16 – 5.13 (1H, m), 1.59 – 1.58 (6H, d), -NH proton and -COOH signals were not observed.

Example 160:1-Isopropyl-2-(6-trifluoromethoxy-benzothiazol-2-ylamino)-1H-benzoimidazole-5-carboxylic acid methylamide

1-Isopropyl-2-(6-trifluoromethoxy-benzothiazol-2-ylamino)-1H-benzoimidazole-5-carboxylic acid methylamide (44.0 mg) was prepared by following General Procedure F starting from 1-isopropyl-2-(6-trifluoromethoxy-benzothiazol-2-ylamino)-1H-benzoimidazole-5-carboxylic acid (100.0 mg), methylamine (2.0 M solution in THF, 0.5 mL), HBTU (130.0 mg) and DIEA (0.1 mL) in DMF (1.0 mL). LCMS: m/z 451; and ¹H NMR (DMSO-d₆, 400 MHz): δ 8.40 (1H, m), 8.10 (1H, m), 7.92 (1H, m), 7.75 – 7.68 (2H, m), 7.37 – 7.35 (1H, m), 5.17 – 5.12 (1H, m), 2.82 – 2.80 (3H, s), 1.58 – 1.57 (6H, d), 2 -NH proton signals were not observed.

Example 161:1-Isopropyl-2-(6-trifluoromethoxy-benzothiazol-2-ylamino)-1H-benzoimidazole-5-carboxylic acid ethylamide

1-Isopropyl-2-(6-trifluoromethoxy-benzothiazol-2-ylamino)-1H-benzoimidazole-5-carboxylic acid ethylamide (50.0 mg) was prepared by following General Procedure F starting from 1-isopropyl-2-(6-trifluoromethoxy-benzothiazol-2-ylamino)-1H-benzoimidazole-5-carboxylic acid (100.0 mg), ethylamine (2.0 M solution in THF, 0.5 mL), HBTU (130.0 mg) and DIEA (0.1 mL) in DMF (1.0 mL). LCMS: m/z 465; and ¹H NMR (DMSO-d₆, 400 MHz): δ 8.43 (1H, m), 8.11 (1H, m), 7.92 (1H, m), 7.71 – 7.67 (2H, m),

7.36 – 7.35 (1H, m), 5.15 – 5.12 (1H, m), 3.32 (2H, m), 1.58 – 1.57 (6H, d), 1.16 – 1.13 (3H, t), 2 -NH proton signals were not observed.

Example 162:

5 1-Isobutyl-2-(6-trifluoromethoxy-benzothiazol-2-ylamino)-1H-benzoimidazole-5-carboxylic acid methyl ester

4-Isobutylamino-3-nitro-benzoic acid methyl ester (950.0 mg) was prepared by following General Procedure A starting from methyl 4-chloro-3-nitrobenzoate (1.0 g) and isobutyl amine (402.0 mg) in DMF (10.0 mL). The crude product was used in the next
10 step without further purification.

3-Amino-4-isobutylamino-benzoic acid methyl ester (790.0 mg) was prepared by following General Procedure B starting from 4-isobutylamino-3-nitro-benzoic acid methyl ester (950.0 mg) and Pd/C (20% by weight, 190.0 mg) in MeOH:EtOAc (1:1, 10.0 mL). The crude product was used in the next step without further purification.

15 1-Isobutyl-2-(6-trifluoromethoxy-benzothiazol-2-ylamino)-1H-benzoimidazole-5-carboxylic acid methyl ester (660.0 mg) was prepared by following General Procedure D starting from 3-amino-4-isobutylamino-benzoic acid methyl ester (790.0 g), 2-amino-6-(trifluoromethoxy)benzothiazole (930.0 mg), 1,1'-thiocarbonyldiimidazole (700.0 mg), and EDC (770.0 mg) in DMF (8.0 mL). LCMS: m/z 466; and ¹H NMR (DMSO-d₆, 400 MHz):
20 δ 8.25 and 8.05 (0.6 and 0.46, 1H, m), 7.98 – 7.88 (2H, m), 7.75 – 7.73 (1H, m), 7.60 – 7.58 (1H, m), 7.38 – 7.37 (1H, m), 4.00 – 3.98 (2H, m), 3.88 (3H, s), 2.29 – 2.28 (1H, m), 0.92 – 0.86 (6H, m), -NH proton signal was not observed.

Example 163:

25 1-Isobutyl-2-(6-trifluoromethoxy-benzothiazol-2-ylamino)-1H-benzoimidazole-5-carboxylic acid

1-Isobutyl-2-(6-trifluoromethoxy-benzothiazol-2-ylamino)-1H-benzoimidazole-5-carboxylic acid (570.0 mg) was prepared by following General Procedure E starting from
1-isobutyl-2-(6-trifluoromethoxy-benzothiazol-2-ylamino)-1H-benzoimidazole-5-
30 carboxylic acid methyl ester (660.0 mg) and lithium hydroxide (2.0 N solution, 3.0 mL) MeOH (1.0 mL) and THF (3.0 mL). LCMS: m/z 452; and ¹H NMR (DMSO-d₆, 400 MHz):
δ 8.16 (1H, m), 7.97 – 7.94 (1H, m), 7.85 – 7.82 (1H, m), 7.57 – 7.55 (2H, m), 7.39 – 7.37 (1H, m), 4.03 – 4.01 (2H, d), 2.29 – 2.24 (1H, m), 0.93 – 0.91 (6H, d), 2 -NH proton signals were not observed.

Example 164:1-Isobutyl-2-(6-trifluoromethoxy-benzothiazol-2-ylamino)-1H-benzoimidazole-5-carboxylic acid methylamide

1-Isobutyl-2-(6-trifluoromethoxy-benzothiazol-2-ylamino)-1H-benzoimidazole-5-carboxylic acid methylamide (40.0 mg) was prepared by following General Procedure F starting from 1-isobutyl-2-(6-trifluoromethoxy-benzothiazol-2-ylamino)-1H-benzoimidazole-5-carboxylic acid (100.0 mg), methylamine (2.0 M solution in THF, 0.5 mL), HBTU (130.0 mg) and DIEA (0.1 mL) in DMF (1.0 mL). LCMS: m/z 465; and ¹H NMR (DMSO-d₆, 400 MHz): δ 8.40 (1H, m), 8.09 (1H, m), 7.91 (1H, m), 7.72 (1H, m), 7.54 (1H, m), 7.35 (1H, m), 4.00 – 3.99 (2H, m), 2.81 – 2.80 (3H, d), 1.23 (1H, m), 0.95 – 0.92 (6H, m), 2 -NH proton signals were not observed.

Example 165:1-Isobutyl-2-(6-trifluoromethoxy-benzothiazol-2-ylamino)-1H-benzoimidazole-5-carboxylic acid ethylamide

1-Isobutyl-2-(6-trifluoromethoxy-benzothiazol-2-ylamino)-1H-benzoimidazole-5-carboxylic acid ethylamide (47.0 mg) was prepared by following General Procedure F starting from 1-isobutyl-2-(6-trifluoromethoxy-benzothiazol-2-ylamino)-1H-benzoimidazole-5-carboxylic acid (100.0 mg), ethylamine (2.0 M solution in THF, 0.5 mL), HBTU (130.0 mg) and DIEA (0.1 mL) in DMF (1.0 mL). LCMS: m/z 479 and ¹H NMR (DMSO-d₆, 400 MHz): δ 8.43 (1H, m), 8.09 (1H, m), 7.91 (1H, m), 7.73 (1H, m), 7.54 (1H, m), 7.37 – 7.35 (1H, m), 4.04 – 4.00 (2H, m), 3.32 (2H, m), 2.28 (1H, m), 1.16 – 1.13 (3H, t), 0.95 – 0.91 (6H, m), 2 -NH proton signals were not observed.

Example 166:1-(2-Methoxy-ethyl)-2-(6-trifluoromethoxy-benzothiazol-2-ylamino)-1H-benzoimidazole-5-carboxylic acid

4-(2-Methoxy-ethylamino)-3-nitro-benzoic acid methyl ester (960.0 mg) was prepared by following General Procedure A starting from methyl 4-chloro-3-nitrobenzoate (1.0 g) and 2-methoxy-ethylamine (413.0 mg) in DMF (10.0 mL). The crude product was used in the next step without further purification.

3-Amino-4-(2-methoxy-ethylamino)-benzoic acid methyl ester (800.0 mg) was prepared by following General Procedure B starting from 4-(2-methoxy-ethylamino)-3-nitro-benzoic acid methyl ester (960.0 mg) and Pd/C (20% by weight, 190.0 mg) in

MeOH:EtOAc (1:1, 10.0 mL). The crude product was used in the next step without further purification.

1-(2-Methoxy-ethyl)-2-(6-trifluoromethoxy-benzothiazol-2-ylamino)-1H-benzoimidazole-5-carboxylic acid methyl ester (829.0 mg) was prepared by following
5 General Procedure D starting from 3-amino-4-(2-methoxy-ethylamino)-benzoic acid methyl ester (800.0 mg), 2-amino-6-(trifluoromethoxy)benzothiazole (930.0 mg), 1,1'-thiocarbonyldiimidazole (700.0 mg), and EDC (770.0 mg) in DMF (8.0 mL).

1-(2-Methoxy-ethyl)-2-(6-trifluoromethoxy-benzothiazol-2-ylamino)-1H-benzoimidazole-5-carboxylic acid (723.0 mg) was prepared by following General
10 Procedure E starting from 1-(2-methoxy-ethyl)-2-(6-trifluoromethoxy-benzothiazol-2-ylamino)-1H-benzoimidazole-5-carboxylic acid methyl ester (829.0 mg) and sodium hydroxide (2.0 N solution, 3.0 mL) MeOH (1.0 mL) and THF (3.0 mL). LCMS: m/z 454; and ¹H NMR (DMSO-d₆, 400 MHz): δ 8.14 (1H, s), 7.95 (1H, m), 7.84 – 7.82 (1H, m), 7.63 (1H, br. m), 7.51 (1H, m), 7.55 – 7.52 (1H, m), 7.39 – 7.36 (1H, m), 4.39 – 4.36 (2H, t), 3.74 – 3.71 (2H, t), 3.24 (3H, s), -COOH proton signal was not observed.
15

Example 167:

1-(2-Methoxy-ethyl)-2-(6-trifluoromethoxy-benzothiazol-2-ylamino)-1H-benzoimidazole-5-carboxylic acid methylamide

20 1-(2-Methoxy-ethyl)-2-(6-trifluoromethoxy-benzothiazol-2-ylamino)-1H-benzoimidazole-5-carboxylic acid methylamide (46.0 mg) was prepared by following General Procedure F starting from 1-(2-methoxy-ethyl)-2-(6-trifluoromethoxy-benzothiazol-2-ylamino)-1H-benzoimidazole-5-carboxylic acid (100.0 mg), methylamine (2.0 M solution in THF, 0.5 mL), HBTU (130.0 mg) and DIEA (0.1 mL) in DMF (1.0 mL). LCMS:
25 m/z 467; and ¹H NMR (DMSO-d₆, 400 MHz): δ 8.39 (1H, br. s), 8.07 (1H, br. s), 7.92 (1H, br. s), 7.74 – 7.72 (1H, br. m), 7.51 – 7.49 (1H, m), 7.37 – 7.35 (1H, m), 4.35 (4H, br. s), 3.73 – 3.72 (2H, br. t), 3.24 (3H, s), 2.82 – 2.80 (3H, d).

Example 168:

30 1-(2-Methoxy-ethyl)-2-(6-trifluoromethoxy-benzothiazol-2-ylamino)-1H-benzoimidazole-5-carboxylic acid (2-methoxy-ethyl)-amide

1-(2-Methoxy-ethyl)-2-(6-trifluoromethoxy-benzothiazol-2-ylamino)-1H-benzoimidazole-5-carboxylic acid (2-methoxy-ethyl)-amide (42.0 mg) was prepared by following General Procedure F starting from 1-(2-methoxy-ethyl)-2-(6-trifluoromethoxy-

benzothiazol-2-ylamino)-1H-benzoimidazole-5-carboxylic acid (100.0 mg), 2-methoxy-ethylamine (26.0 mg), HBTU (130.0 mg) and DIEA (0.1 mL) in DMF (1.0 mL). LCMS: m/z 511; and ¹H NMR (DMSO-d₆, 400 MHz): δ 8.47 (1H, br. s), 8.08 (1H, br. s), 7.93 (1H, br. s), 7.74 – 7.72 (1H, br. m), 7.51 (1H, m), 7.37 – 7.35 (1H, m), 4.35 (2H, br. s),
5 3.73 – 3.72 (2H, br. t), 3.53 – 3.43 (4H, m), 3.29 (3H, s), 3.24 (3H, s), 2 -NH proton signals were not observed.

Example 169:

1-(2-Methoxy-ethyl)-2-(6-trifluoromethoxy-benzothiazol-2-ylamino)-1H-benzoimidazole-5-carboxylic acid (2-ethoxy-ethyl)-amide

1-(2-Methoxy-ethyl)-2-(6-trifluoromethoxy-benzothiazol-2-ylamino)-1H-benzoimidazole-5-carboxylic acid (2-ethoxy-ethyl)-amide (49.0 mg) was prepared by following General Procedure F starting from 1-(2-methoxy-ethyl)-2-(6-trifluoromethoxy-benzothiazol-2-ylamino)-1H-benzoimidazole-5-carboxylic acid (100.0 mg), 2-ethoxy-ethylamine (30.0 mg), HBTU (130.0 mg) and DIEA (0.1 mL) in DMF (1.0 mL). LCMS: m/z 525; and ¹H NMR (DMSO-d₆, 400 MHz): δ 8.44 (1H, br. s), 8.06 (1H, br. s), 7.91 (1H, br. s), 7.71 (1H, br. m), 7.49 – 7.47 (1H, m), 7.35 – 7.34 (1H, m), 4.34 (2H, br. s), 3.72 – 3.69 (2H, br. t), 3.52 – 3.40 (6H, m), 3.22 (3H, s), 1.13 – 1.09 (3H, t), 2 -NH proton signals were not observed.

20

Example 170:

1-(2-Fluoro-ethyl)-2-(6-trifluoromethoxy-benzothiazol-2-ylamino)-1H-benzoimidazole-5-carboxylic acid methylamide

4-(2-Fluoro-ethylamino)-3-nitro-benzoic acid methyl ester (854.0 mg) was prepared by following General Procedure A starting from methyl 4-chloro-3-nitrobenzoate (1.0 g), DIEA (2.0 mL) and 2-fluoro-ethylamine (335.0 mg) in DMF (10.0 mL). The crude product was used in the next step without further purification.

3-Amino-4-(2-fluoro-ethylamino)-benzoic acid methyl ester (657.0 mg) was prepared by following General Procedure B starting from 4-(2-fluoro-ethylamino)-3-nitro-benzoic acid methyl ester (854.0 mg) and Pd/C (20% by weight, 170.0 mg) in MeOH:EtOAc (1:1, 10.0 mL). The crude product was used in the next step without further purification.

1-(2-Fluoro-ethyl)-2-(6-trifluoromethoxy-benzothiazol-2-ylamino)-1H-benzoimidazole-5-carboxylic acid methyl ester (550.0 mg) was prepared by following

General Procedure D starting from 3-amino-4-(2-fluoro-ethylamino)-benzoic acid methyl ester (657.0 mg), 2-amino-6-(trifluoromethoxy)benzothiazole (819.0 mg), 1,1'-thiocarbonyldiimidazole (623.0 mg), and EDC (670.0 mg) in DMF (6.0 mL).

1-(2-Fluoro-ethyl)-2-(6-trifluoromethoxy-benzothiazol-2-ylamino)-1H-benzoimidazole-5-carboxylic acid (475.0 mg) was prepared by following General Procedure E starting from 1-(2-fluoro-ethyl)-2-(6-trifluoromethoxy-benzothiazol-2-ylamino)-1H-benzoimidazole-5-carboxylic acid methyl ester (550.0 mg) and sodium hydroxide (2.0 N solution, 3.0 mL) MeOH (1.0 mL) and THF (3.0 mL). LCMS: m/z 441 (M+2)⁺ and ¹H NMR (CD₃OD, 400 MHz): δ 8.16 (1H, m), 8.06 – 8.03 (1H, m), 7.96 (1H, m), 7.86 – 7.84 (1H, m), 7.57- 7.52 (1H, m), 7.44 – 7.37 (2H, m), 4.89 – 4.75 (2H, m), 4.59 – 4.51 (2H, m) (-COOH proton signal was not observed).

1-(2-Fluoro-ethyl)-2-(6-trifluoromethoxy-benzothiazol-2-ylamino)-1H-benzoimidazole-5-carboxylic acid methylamide (39.0 mg) was prepared by following General Procedure F starting from 1-(2-fluoro-ethyl)-2-(6-trifluoromethoxy-benzothiazol-2-ylamino)-1H-benzoimidazole-5-carboxylic acid (100.0 mg), methylamine (2.0 M solution in THF, 0.5 mL), HBTU (130.0 mg) and DIEA (0.1 mL) in DMF (1.0 mL). LCMS: m/z 455; and ¹H NMR (DMSO-d₆, 400 MHz): δ 8.35 – 8.34 (1H, m), 8.13 – 8.08 (1H, m), 8.02 – 8.01 (1H, m), 7.90 – 7.80 (1H, m), 7.74 – 7.68 (1H, m), 7.51 – 7.36 (2H, m), 4.87 – 4.83 (1H, m), 4.51 – 4.45 (1H, m), 3.30 (3H, s), 2.80 – 2.79 (2H, d), -NH proton signal was not observed.

Example 171:

1-(2-Fluoro-ethyl)-2-(6-trifluoromethoxy-benzothiazol-2-ylamino)-1H-benzoimidazole-5-carboxylic acid (2-methoxy-ethyl)-amide

1-(2-Fluoro-ethyl)-2-(6-trifluoromethoxy-benzothiazol-2-ylamino)-1H-benzoimidazole-5-carboxylic acid (2-methoxy-ethyl)-amide (49.0 mg) was prepared by following General Procedure F starting from 1-(2-fluoro-ethyl)-2-(6-trifluoromethoxy-benzothiazol-2-ylamino)-1H-benzoimidazole-5-carboxylic acid (100.0 mg), 2-methoxy-ethylamine (26.0 mg), HBTU (130.0 mg) and DIEA (0.1 mL) in DMF (1.0 mL). LCMS: m/z 499.

Example 172:

1-(2-Fluoro-ethyl)-2-(6-trifluoromethoxy-benzothiazol-2-ylamino)-1H-benzoimidazole-5-carboxylic acid (2-ethoxy-ethyl)-amide

1-(2-Fluoro-ethyl)-2-(6-trifluoromethoxy-benzothiazol-2-ylamino)-1H-benzoimidazole-5-carboxylic acid (2-ethoxy-ethyl)-amide (50.0 mg) was prepared by following General Procedure F starting from 1-(2-fluoro-ethyl)-2-(6-trifluoromethoxy-benzothiazol-2-ylamino)-1H-benzoimidazole-5-carboxylic acid (100.0 mg), 2-ethoxy-ethylamine (31.0 mg), HBTU (130.0 mg) and DIEA (0.1 mL) in DMF (1.0 mL). LCMS: m/z 513.

10 Example 173:

1-(2-Amino-ethyl)-2-(6-trifluoromethoxy-benzothiazol-2-ylamino)-1H-benzoimidazole-5-carboxylic acid methylamide hydrochloride

4-(2-tert-Butoxycarbonylamino-ethylamino)-3-nitro-benzoic acid methyl ester (650.0 mg) was prepared by following General Procedure A starting from methyl 4-chloro-3-nitrobenzoate (542.0 mg) and (2-amino-ethyl)-carbamic acid tert-butyl ester (500.0 mg) in DMF (3.0 mL). The crude product was used in the next step without further purification.

3-Amino-4-(2-tert-butoxycarbonylamino-ethylamino)-benzoic acid methyl ester (525.0 mg) was prepared by following General Procedure B starting from 4-(2-tert-butoxycarbonylamino-ethylamino)-3-nitro-benzoic acid methyl ester (650.0 mg) and Pd/C (20% by weight, 130.0 mg) in MeOH:EtOAc (1:1, 6.0 mL). The crude product was used in the next step without further purification.

1-(2-tert-Butoxycarbonylamino-ethyl)-2-(6-trifluoromethoxy-benzothiazol-2-ylamino)-1H-benzoimidazole-5-carboxylic acid methyl ester (374.0 mg) was prepared by following General Procedure D starting from 3-amino-4-(2-tert-butoxycarbonylamino-ethylamino)-benzoic acid methyl ester (525.0 mg), 2-amino-6-(trifluoromethoxy)-benzothiazole (585.0 mg), 1,1'-thiocarbonyldiimidazole (445.0 mg), and EDC (480.0 mg) in DMF (2.0 mL).

1-(2-tert-Butoxycarbonylamino-ethyl)-2-(6-trifluoromethoxy-benzothiazol-2-ylamino)-1H-benzoimidazole-5-carboxylic acid (327.0 mg) was prepared by following General Procedure E starting from 1-(2-tert-butoxycarbonylamino-ethyl)-2-(6-trifluoromethoxy-benzothiazol-2-ylamino)-1H-benzoimidazole-5-carboxylic acid methyl ester (374.0 mg) and sodium hydroxide (2.0 N solution, 1.0 mL) MeOH (0.5 mL) and THF (2.0 mL).

{2-[5-Methylcarbamoyl-2-(6-trifluoromethoxy-benzothiazol-2-ylamino)-benzoimidazol-1-yl]-ethyl}-carbamic acid tert-butyl ester (39.0 mg) was prepared by following General Procedure F starting from 1-(2-tert-butoxycarbonylamino-ethyl)-2-(6-trifluoromethoxy-benzothiazol-2-ylamino)-1H-benzoimidazole-5-carboxylic acid (75.0 mg), methylamine (2.0 M solution in THF, 0.5 mL), HBTU (80.0 mg) and DIEA (0.05 mL) in DMF (1.0 mL).

1-(2-Amino-ethyl)-2-(6-trifluoromethoxy-benzothiazol-2-ylamino)-1H-benzoimidazole-5-carboxylic acid methylamide hydrochloride (16.0 mg) was prepared using 4.0 M HCl-dioxane:DCM (2:1, 1.0 mL). LCMS: m/z 452; and ¹H NMR (CD₃OD, 400 MHz): δ 8.35 – 8.34 (1H, m), 8.06 – 8.05 (1H, m), 7.89 – 7.62 (5H, m), 7.42 – 7.37 (2H, m), 4.63 – 4.60 (2H, m), 3.50 (1H, m), 2.98 – 2.96 (3H, d), 2.89 – 2.85 (2H, m).

Example 174:

2-(6-Chloro-benzothiazol-2-ylamino)-1-ethyl-1H-benzoimidazole-5-carboxylic acid

methylamide

4-Ethylamino-3-nitro-benzoic acid methyl ester (8.3 g) was prepared by following General Procedure A starting from methyl 4-chloro-3-nitrobenzoate (10.0 g), DIEA (1.6 mL) and ethylamine hydrochloride salt (4.5 g) in DMF (50.0 mL). The crude product was used in the next step without further purification.

3-Amino-4-ethylamino-benzoic acid methyl ester (6.4 g) was prepared by following General Procedure B starting from 4-ethylamino-3-nitro-benzoic acid methyl ester (8.3 g) and Pd/C (20% by weight, 170 mg) in MeOH:EtOAc (1:1, 50.0 mL). The crude product was used in the next step without further purification.

2-(6-Chloro-benzothiazol-2-ylamino)-1-ethyl-1H-benzoimidazole-5-carboxylic acid methyl ester (926.0 mg) was prepared by following General Procedure D starting from 3-amino-4-ethylamino-benzoic acid methyl ester (1.06 g), 2-amino-6-chloro-benzothiazole (1.0 g), 1,1'-thiocarbonyldiimidazole (979.0 mg), and EDC (1.05 g) in DMF (5.0 mL).

2-(6-Chloro-benzothiazol-2-ylamino)-1-ethyl-1H-benzoimidazole-5-carboxylic acid (803.0 mg) was prepared by following General Procedure E starting from 2-(6-chloro-benzothiazol-2-ylamino)-1-ethyl-1H-benzoimidazole-5-carboxylic acid methyl ester (926.0 mg) and sodium hydroxide (2.0 N solution, 2.0 mL) MeOH (1.0 mL) and THF (2.0 mL).

2-(6-Chloro-benzothiazol-2-ylamino)-1-ethyl-1H-benzimidazole-5-carboxylic acid methylamide (77.0 mg) was prepared by following General Procedure F starting from 2-(6-chloro-benzothiazol-2-ylamino)-1-ethyl-1H-benzimidazole-5-carboxylic acid (150.0 mg), methylamine (2.0 M solution in THF, 1.0 mL), HBTU (190 mg) and DIEA (0.2 mL) in DMF (1.0 mL). LCMS: m/z 387; and ¹H NMR (DMSO-d₆, 400 MHz): δ 8.40 (1H, br. s), 8.08 (1H, br. s), 7.95 (1H, m), 7.73 (2H, m), 7.51 (1H, m), 7.41 – 7.38 (1H, m), 4.21 (1H, bs. s), 2.82 – 2.80 (3H, d), 1.34 – 1.30 (3H, t), 2 -NH proton signals were not observed.

10 Example 175:

2-(6-Chloro-benzothiazol-2-ylamino)-1-ethyl-1H-benzimidazole-5-carboxylic acid ethylamide

2-(6-Chloro-benzothiazol-2-ylamino)-1-ethyl-1H-benzimidazole-5-carboxylic acid ethylamide (70.0 mg) was prepared by following General Procedure F starting from 2-(6-chloro-benzothiazol-2-ylamino)-1-ethyl-1H-benzimidazole-5-carboxylic acid (150.0 mg), ethylamine (2.0 M solution in THF, 1.0 mL), HBTU (190.0 mg) and DIEA (0.2 mL) in DMF (1.0 mL). LCMS: m/z 401; and ¹H NMR (DMSO-d₆, 400 MHz): δ 8.44 (1H, m), 8.08 (1H, m), 7.95 – 7.92 (1H, m), 7.75 – 7.64 (2H, m), 7.53 – 7.51 (1H, m), 7.41 – 7.38 (1H, m), 4.21 – 4.19 (2H, m), 3.32 – 3.28 (2H, m), 1.34 – 1.32 (3H, t), 1.17 – 1.13 (3H, t), -NH proton signal was not observed.

20 Example 176:

2-(6-Chloro-benzothiazol-2-ylamino)-1-ethyl-1H-benzimidazole-5-carboxylic acid (2-fluoro-ethyl)-amide

2-(6-Chloro-benzothiazol-2-ylamino)-1-ethyl-1H-benzimidazole-5-carboxylic acid (2-fluoro-ethyl)-amide (75.0 mg) was prepared by following General Procedure F starting from 2-(6-chloro-benzothiazol-2-ylamino)-1-ethyl-1H-benzimidazole-5-carboxylic acid (150.0 mg), 2-fluoro-ethylamine (38.0 mg), HBTU (190.0 mg) and DIEA (0.2 mL) in DMF (1.0 mL). LCMS: m/z 419⁺.

30

Example 177:2-(6-Chloro-benzothiazol-2-ylamino)-1-ethyl-1H-benzoimidazole-5-carboxylic acid (2-methoxy-ethyl)-amide

2-(6-Chloro-benzothiazol-2-ylamino)-1-ethyl-1H-benzoimidazole-5-carboxylic acid (2-methoxy-ethyl)-amide (68.0 mg) was prepared by following General Procedure F starting from 2-(6-chloro-benzothiazol-2-ylamino)-1-ethyl-1H-benzoimidazole-5-carboxylic acid (150.0 mg), 2-methoxy-ethylamine (45.0 mg), HBTU (190.0 mg) and DIEA (0.2 mL) in DMF (1.0 mL). LCMS: m/z 431; and ¹H NMR (DMSO-d₆, 400 MHz): δ 8.46 (1H, br. s), 8.08 (1H, br. s), 7.92 (1H, br. s), 7.76 – 7.65 (2H, m), 7.51 (1H, m), 7.40 – 7.38 (1H, m), 4.22 (2H, br. s), 3.50 – 3.43 (4H, m), 3.29 (3H, s), 1.33 – 1.30 (3H, t), -NH proton signal was not observed.

Example 178:2-(6-Chloro-benzothiazol-2-ylamino)-1-ethyl-1H-benzoimidazole-5-carboxylic acid (2-methoxy-2-methyl-propyl)-amide

2-(6-Chloro-benzothiazol-2-ylamino)-1-ethyl-1H-benzoimidazole-5-carboxylic acid (2-methoxy-2-methyl-propyl)-amide (73.0 mg) was prepared by following General Procedure F starting from 2-(6-chloro-benzothiazol-2-ylamino)-1-ethyl-1H-benzoimidazole-5-carboxylic acid (150.0 mg), 2-methoxy-2-methyl-propylamine (61.0 mg), HBTU (190.0 mg) and DIEA (0.2 mL) in DMF (1.0 mL). LCMS: m/z 459; and ¹H NMR (DMSO-d₆, 400 MHz): δ 8.18 – 8.16 (1H, m), 8.08 (1H, m), 7.92 – 7.91 (1H, m), 7.79 – 7.77 (1H, m), 7.67 – 7.65 (1H, m), 7.54 – 7.52 (1H, m), 7.40 – 7.37 (1H, m), 4.21 – 4.20 (2H, m), 3.37 – 3.35 (2H, d), 3.18 (3H, s), 1.34 – 1.30 (3H, t), 1.14 (6H, s), -NH proton signal was not observed.

Example 179:2-(6-Chloro-benzothiazol-2-ylamino)-1-ethyl-1H-benzoimidazole-5-carboxylic acid (2-ethoxy-ethyl)-amide

2-(6-Chloro-benzothiazol-2-ylamino)-1-ethyl-1H-benzoimidazole-5-carboxylic acid (2-ethoxy-ethyl)-amide (79.0 mg) was prepared by following General Procedure F starting from 2-(6-chloro-benzothiazol-2-ylamino)-1-ethyl-1H-benzoimidazole-5-carboxylic acid (150.0 mg), 2-ethoxy-ethylamine (53.0 mg), HBTU (190.0 mg) and DIEA (0.2 mL) in DMF (1.0 mL). LCMS: m/z 445; and ¹H NMR (DMSO-d₆, 400 MHz): δ 8.47 (1H, br. s), 8.08 (1H, br. s), 7.92 (1H, br. s), 7.76 – 7.63 (2H, m), 7.52 (1H, m), 7.40 –

7.38 (1H, m), 4.22 (2H, m), 3.53 – 3.41 (6H, m), 1.34 – 1.30 (3H, t), 1.14 – 1.11 (3H, t), -NH proton signal was not observed.

Example 180:

5 1-Ethyl-2-(6-trifluoromethyl-benzothiazol-2-ylamino)-1H-benzoimidazole
-5-carboxylic acid methylamide

4-Ethylamino-3-nitro-benzoic acid methyl ester (8.3 g) was prepared by following General Procedure A starting from methyl 4-chloro-3-nitrobenzoate (10.0 g), DIEA (1.6 mL) and ethylamine hydrochloride salt (4.5 g) in DMF (50.0 mL). The crude product was used in the next step without further purification.

3-Amino-4-ethylamino-benzoic acid methyl ester (6.4 g) was prepared by following General Procedure B starting from 4-ethylamino-3-nitro-benzoic acid methyl ester (8.3 g) and Pd/C (20% by weight, 170 mg) in MeOH:EtOAc (1:1, 50.0 mL). The crude product was used in the next step without further purification.

15 1-Ethyl-2-(6-trifluoromethyl-benzothiazol-2-ylamino)-1H-benzoimidazole-5-carboxylic acid methyl ester (840.0 mg) was prepared by following General Procedure D starting from 3-amino-4-ethylamino-benzoic acid methyl ester (970.0 mg), 6-trifluoromethyl-benzothiazol-2-ylamine (1.0 g), 1,1'-thiocarbonyldiimidazole (890.0 mg), and EDC (970.0 mg) in DMF (5.0 mL).

20 1-Ethyl-2-(6-trifluoromethyl-benzothiazol-2-ylamino)-1H-benzoimidazole-5-carboxylic acid (770.0 mg) was prepared by following General Procedure E starting from 1-ethyl-2-(6-trifluoromethyl-benzothiazol-2-ylamino)-1H-benzoimidazole-5-carboxylic acid methyl ester (840.0 mg) and sodium hydroxide (2.0 N solution, 2.0 mL) MeOH (1.0 mL) and THF (2.0 mL).

25 1-Ethyl-2-(6-trifluoromethyl-benzothiazol-2-ylamino)-1H-benzoimidazole-5-carboxylic acid methylamide (75.0 mg) was prepared by following General Procedure F starting from 1-ethyl-2-(6-trifluoromethyl-benzothiazol-2-ylamino)-1H-benzoimidazole-5-carboxylic acid (150.0 mg), methylamine (2.0 M solution in THF, 1.0 mL), HBTU (200.0 mg) and DIEA (0.2 mL) in DMF (1.0 mL). LCMS: m/z 421.

30

Example 181:1-Ethyl-2-(6-trifluoromethyl-benzothiazol-2-ylamino)-1H-benzoimidazole-5-carboxylic acid ethylamide

1-Ethyl-2-(6-trifluoromethyl-benzothiazol-2-ylamino)-1H-benzoimidazole-5-carboxylic acid ethylamide (70.0 mg) was prepared by following General Procedure F starting from 1-ethyl-2-(6-trifluoromethyl-benzothiazol-2-ylamino)-1H-benzoimidazole-5-carboxylic acid (150.0 mg), ethylamine (2.0 M solution in THF, 1.0 mL), HBTU (200.0 mg) and DIEA (0.2 mL) in DMF (1.0 mL). LCMS: m/z 435; and ¹H NMR (DMSO-d₆, 400 MHz): δ 8.45 – 8.39 (1H, m), 8.29 – 8.25 (1H, m), 8.12 – 8.08 (1H, m), 7.82 – 7.67 (3H, m), 7.57 – 7.50 (1H, m), 4.26 – 4.22 (2H, m), 3.31 – 3.29 (2H, m), 1.35 – 1.32 (3H, t), 1.17 – 1.13 (3H, t), -NH proton signal was not observed.

Example 182:1-Ethyl-2-(6-trifluoromethyl-benzothiazol-2-ylamino)-1H-benzoimidazole-5-carboxylic acid (2-methoxy-ethyl)-amide

1-Ethyl-2-(6-trifluoromethyl-benzothiazol-2-ylamino)-1H-benzoimidazole-5-carboxylic acid (2-methoxy-ethyl)-amide (64.0 mg) was prepared by following General Procedure F starting from 1-ethyl-2-(6-trifluoromethyl-benzothiazol-2-ylamino)-1H-benzoimidazole-5-carboxylic acid (150.0 mg), 2-methoxy-ethylamine (38.0 mg), HBTU (200.0 mg) and DIEA (0.2 mL) in DMF (1.0 mL). LCMS: m/z 465; and ¹H NMR (DMSO-d₆, 400 MHz): δ 8.50 (1H, m), 8.25 (1H, br. s), 8.12 (1H, br., s), 7.82 – 7.78 (2H, m), 7.70 – 7.68 (1H, m), 7.57 – 7.54 (1H, m), 4.24 (2H, m), 3.51 – 3.43 (4H, m), 3.29 (3H, s), 1.35 – 1.31 (3H, t), -NH proton signal was not observed.

Example 183:1-Ethyl-2-(6-trifluoromethyl-benzothiazol-2-ylamino)-1H-benzoimidazole-5-carboxylic acid (2-ethoxy-ethyl)-amide

1-Ethyl-2-(6-trifluoromethyl-benzothiazol-2-ylamino)-1H-benzoimidazole-5-carboxylic acid (2-ethoxy-ethyl)-amide (66.0 mg) was prepared by following General Procedure F starting from 1-ethyl-2-(6-trifluoromethyl-benzothiazol-2-ylamino)-1H-benzoimidazole-5-carboxylic acid (150.0 mg), 2-ethoxy-ethylamine (45.0 mg), HBTU (200.0 mg) and DIEA (0.2 mL) in DMF (1.0 mL). LCMS: m/z 479.

Example 184:1-Ethyl-2-(6-trifluoromethyl-benzothiazol-2-ylamino)-1H-benzoimidazole-5-carboxylic acid (2-methoxy-2-methyl-propyl)-amide

1-Ethyl-2-(6-trifluoromethyl-benzothiazol-2-ylamino)-1H-benzoimidazole-5-carboxylic acid (2-methoxy-2-methyl-propyl)-amide (78.0 mg) was prepared by following General Procedure F starting from 1-ethyl-2-(6-trifluoromethyl-benzothiazol-2-ylamino)-1H-benzoimidazole-5-carboxylic acid (150.0 mg), 2-methoxy-2-methyl-propylamine (50.0 mg), HBTU (200.0 mg) and DIEA (0.2 mL) in DMF (1.0 mL). LCMS: m/z 493; and ¹H NMR (DMSO-d₆, 400 MHz): δ 8.25 (1H, br. s), 8.20 – 8.17 (1H, m), 8.11 (1H, br., s), 7.81 (1H, m), 7.70 (1H, m), 7.57 (1H, m), 4.25 (2H, m), 3.37 – 3.35 (2H, d), 3.32 (2H, s), 3.18 (3H, s), 1.35 – 1.32 (3H, t), 1.14 (6H. s).

Example 185:1-Ethyl-2-(6-trifluoromethyl-benzothiazol-2-ylamino)-1H-benzoimidazole-5-carboxylic acid (2-methylsulfanyl-ethyl)-amide

1-Ethyl-2-(6-trifluoromethyl-benzothiazol-2-ylamino)-1H-benzoimidazole-5-carboxylic acid (2-methylsulfanyl-ethyl)-amide (67.0 mg) was prepared by following General Procedure F starting from 1-ethyl-2-(6-trifluoromethyl-benzothiazol-2-ylamino)-1H-benzoimidazole-5-carboxylic acid (150.0 mg), 2-methylsulfanyl-ethylamine (45.0 mg), HBTU (200.0 mg) and DIEA (0.2 mL) in DMF (1.0 mL). LCMS: m/z 481; and ¹H NMR (DMSO-d₆, 400 MHz): δ 8.59 (1H, br. s), 8.26 (1H, br. s), 8.11 (1H, br., s), 7.76 – 7.68 (2H, m), 7.56 (1H, m), 4.25 (2H, bs. s), 3.51 – 3.46 (2H, q), 3.32 (2H, s), 2.70 – 2.66 (2H, t), 2.12 (3H, s), 1.35 – 1.32 (3H, t).

Example 186:1-Ethyl-2-(6-trifluoromethoxy-benzothiazol-2-ylamino)-1H-benzoimidazole-5-carboxylic acid dimethylcarbamoylmethyl-amide

1-Ethyl-2-(6-trifluoromethoxy-benzothiazol-2-ylamino)-1H-benzoimidazole-5-carboxylic acid dimethylcarbamoylmethyl-amide (45.0 mg) was prepared by following General Procedure F starting from 1-ethyl-2-(6-trifluoromethoxy-benzothiazol-2-ylamino)-1H-benzoimidazole-5-carboxylic acid (100.0 mg), 2-amino-N,N-dimethyl-acetamide (25.0 mg), HBTU (190.0 mg) and DIEA (0.2 mL) in DMF (1.0 mL). LCMS: m/z 508; and ¹H NMR (DMSO-d₆, 400 MHz): δ 8.19 (1H, br. s), 7.88 (1H, br. s), 7.68 (1H, br., s), 7.55 (1H, br., s), 7.34 – 7.24 (2H, m), 7.13 (1H, m), 4.19 – 4.16 (2H, m), 4.12

– 4.10 (2H, d), 3.03 (3H, s), 2.88 (3H, s), 1.31 – 1.27 (3H, t), -NH proton signal was not observed.

Example 187:

5 1-Ethyl-2-(6-trifluoromethyl-benzothiazol-2-ylamino)-1H-benzoimidazole-5-carboxylic acid dimethylcarbamoylmethyl-amide

1-Ethyl-2-(6-trifluoromethyl-benzothiazol-2-ylamino)-1H-benzoimidazole-5-carboxylic acid dimethylcarbamoylmethyl-amide (40.0 mg) was prepared by following General Procedure F starting from 1-ethyl-2-(6-trifluoromethyl-benzothiazol-2-ylamino)-
10 1H-benzoimidazole-5-carboxylic acid (100.0 mg), 2-amino-N,N-dimethyl-acetamide (25.0 mg), HBTU (190.0 mg) and DIEA (0.2 mL) in DMF (1.0 mL). LCMS: m/z 492; and ¹H NMR (DMSO-d₆, 400 MHz): δ 8.25 (1H, m), 7.88 – 7.84 (2H, m), 7.51 – 7.49 (1H, m), 7.37 – 7.28 (2H, m), 7.19 – 7.18 (1H, m), 4.18 – 4.15 (2H, m), 4.11 – 4.09 (2H, m), 3.03 (3H, s), 2.87 (3H, s), 1.29 – 1.23 (3H, t), -NH proton signal was not observed.

15

Example 188:

1-(2-Methoxy-ethyl)-2-(6-trifluoromethoxy-benzothiazol-2-ylamino)-1H-benzoimidazole-5-carboxylic acid dimethylcarbamoylmethyl-amide

1-(2-Methoxy-ethyl)-2-(6-trifluoromethoxy-benzothiazol-2-ylamino)-1H-
20 benzoimidazole-5-carboxylic acid dimethylcarbamoylmethyl-amide (35.0 mg) was prepared by following General Procedure F starting from 1-(2-methoxy-ethyl)-2-(6-trifluoromethoxy-benzothiazol-2-ylamino)-1H-benzoimidazole-5-carboxylic acid (100.0 mg), 2-amino-N,N-dimethyl-acetamide (25.0 mg), HBTU (190.0 mg) and DIEA (0.2 mL) in DMF (1.0 mL). LCMS: m/z 537.6; and ¹H NMR (DMSO-d₆, 400 MHz): δ 8.59 (1H, m),
25 7.90 (1H, br. s), 7.72 (1H, br., s), 7.56 – 7.54 (1H, m), 7.38 – 7.31 (2H, m), 7.18 (1H, m), 4.30 – 4.27 (2H, t), 4.11 – 4.10 (2H, d), 3.70 – 3.67 (2H, t), 3.25 (3H, s), 3.03 (3H, s), 2.87 (3H, s), -NH proton signal was not observed.

Example 189:

30 1-(2-Methoxy-ethyl)-2-(6-trifluoromethoxy-benzothiazol-2-ylamino)-1H-benzoimidazole-5-carboxylic acid [2-(4-methyl-piperazin-1-yl)-2-oxo-ethyl]-amide

1-(2-Methoxy-ethyl)-2-(6-trifluoromethoxy-benzothiazol-2-ylamino)-1H-benzoimidazole-5-carboxylic acid [2-(4-methyl-piperazin-1-yl)-2-oxo-ethyl]-amide (45.0 mg) was prepared by following General Procedure F starting from 1-(2-methoxy-ethyl)2-

(6-trifluoromethoxy-benzothiazol-2-ylamino)-1H-benzimidazole-5-carboxylic acid (100.0 mg), 2-amino-1-(4-methyl-piperazin-1-yl)-ethanone (40.0 mg), HBTU (190.0 mg) and DIEA (0.2 mL) in DMF (1.0 mL). LCMS: m/z 593; and ¹H NMR (DMSO-d₆, 400 MHz): δ 8.49 – 8.46 (1H, m), 8.09 (1H, br. s), 7.95 – 7.93 (2H, m), 7.74 (1H, m), 7.53 – 7.50 (1H, m), 7.37 – 7.34 (1H, m), 4.37 – 4.36 (2H, m), 4.16 – 4.14 (2H, d), 3.74 – 3.71 (2H, t), 3.48 – 3.46 (4H, m), 3.24 (3H, s), 2.36 – 2.28 (4H, m), 2.20 (3H, s), -NH proton signal was not observed.

Example 190:

10 1-Ethyl-2-(6-trifluoromethoxy-benzothiazol-2-ylamino)-1H-benzimidazole-5-carboxylic acid [2-(4-methyl-piperazin-1-yl)-2-oxo-ethyl]-amide

1-Ethyl-2-(6-trifluoromethoxy-benzothiazol-2-ylamino)-1H-benzimidazole-5-carboxylic acid [2-(4-methyl-piperazin-1-yl)-2-oxo-ethyl]-amide (50.0 mg) was prepared by following General Procedure F starting from 1-ethyl-2-(6-trifluoromethoxybenzothiazol-2-ylamino)-1H-benzimidazole-5-carboxylic acid (100.0 mg), 2-amino-1-(4-methyl-piperazin-1-yl)-ethanone (40.0 mg), HBTU (190.0 mg) and DIEA (0.2 mL) in DMF (1.0 mL). LCMS: m/z 563; and ¹H NMR (DMSO-d₆, 400 MHz): δ 8.51 – 8.48 (1H, m), 8.12 (1H, br. s), 7.93 (1H, br., s), 7.74 – 7.71 (2H, m), 7.55 (1H, m), 7.37 (1H, m), 4.26 (2H, bs. s), 4.16 – 4.15 (2H, m), 3.51 – 3.50 (4H, m), 2.40 – 2.33 (4H, m), 2.24 (3H, s), 20 1.35 – 1.31 (3H, t), -NH proton signal was not observed.

Example 191:

1-Ethyl-2-[6-(pyridin-3-yloxy)-benzothiazol-2-ylamino]-1H-benzimidazole-5-carboxylic acid (2-methoxy-ethyl)-amide

25 6-(Pyridin-3-yloxy)-benzothiazol-2-ylamine (2.1 g) was prepared using 4-(pyridin-3-yloxy)-phenylamine (2.0 g) and KCNS (3.3 g) in acetic acid (45.0 ml). The reaction was stirred at room temperature for 20 min. Bromine (0.3 mL) in 3.0 ml acetic acid was added slowly and the reaction was stirred at room temperature for 8-10 h. The reaction mixture was diluted with water (100.0 ml), and the precipitate was filtered and dried. The precipitate was washed with saturated sodium bicarbonate solution and the crude product was used in the next step without further purification.

1-Ethyl-2-[6-(pyridin-3-yloxy)-benzothiazol-2-ylamino]-1H-benzimidazole-5-carboxylic acid methyl ester (155.0 mg) was prepared by following General Procedure D starting from 3-amino-4-ethylamino-benzoic acid methyl ester (160.0 mg), 6-(pyridin-3-

xyloxy)-benzothiazol-2-ylamine (200.0 mg), 1,1'-thiocarbonyldiimidazole (200.0 mg), and EDC (200.0 mg) in DMF (2.0 mL).

1-Ethyl-2-[6-(pyridin-3-yloxy)-benzothiazol-2-ylamino]-1H-benzoimidazole-5-carboxylic acid (133.0 mg) was prepared by following General Procedure E starting from
5 1-ethyl-2-[6-(pyridin-3-yloxy)-benzothiazol-2-ylamino]-1H-benzoimidazole-5-carboxylic acid methyl ester (155.0 mg) and sodium hydroxide (2.0 N solution, 1.0 mL) MeOH (0.5 mL) and THF (1.0 mL).

1-Ethyl-2-[6-(pyridin-3-yloxy)-benzothiazol-2-ylamino]-1H-benzoimidazole-5-carboxylic acid (2-methoxy-ethyl)-amide (61.0 mg) was prepared by following General
10 Procedure F starting from 1-ethyl-2-[6-(pyridin-3-yloxy)-benzothiazol-2-ylamino]-1H-benzoimidazole-5-carboxylic acid (133.0 mg), 2-methoxy-ethylamine (38.0 mg), HBTU (200.0 mg) and DIEA (0.2 mL) in DMF (1.0 mL). LCMS: m/z 490. ¹H NMR (DMSO-d₆, 400 MHz): δ 8.44 (1H, m), 8.38 – 8.32 (2H, m), 8.07 (1H, m), 7.76 – 7.68 (2H, m), 7.51 – 7.45 (1H, m), 7.40 – 7.39 (2H, m), 7.12 – 7.10 (1H, m), 4.20 – 4.17 (2H, m), 3.48 – 3.42
15 (3H, m), 3.26 (3H, s), 1.48 – 1.46 (1H, m), 1.32 – 1.28 (3H, t), 2 -NH proton signals were not observed.

Example 192:

1-Methyl-2-(6-trifluoromethoxy-benzothiazol-2-ylamino)-1H-benzoimidazole-5-carboxylic
20 acid [2-(4-hydroxy-piperidin-1-yl)-ethyl]-amide

1-Methyl-2-(6-trifluoromethoxy-benzothiazol-2-ylamino)-1H-benzoimidazole-5-carboxylic acid [2-(4-hydroxy-piperidin-1-yl)-ethyl]-amide (50.0 mg) was prepared by following General Procedure F starting from 1-methyl-2-(6-trifluoromethoxy-benzothiazol-2-ylamino)-1H-benzoimidazole-5-carboxylic acid (100.0 mg), 1-(2-amino-ethyl)-piperidin-4-ol (72.0 mg), HBTU (200.0 mg) and DIEA (0.2 mL) in DMF (1.0 mL).
25 LCMS: m/z 421. ¹H NMR (DMSO-d₆, 400 MHz): δ 8.00 (1H, m), 7.80 – 7.77 (1H, m), 7.65 (1H, m), 7.41 – 7.39 (1H, m), 7.26 – 7.24 (1H, m), 3.90 (1H, m), 3.75 – 3.72 (2H, t), 3.69 (3H, s), 3.37 (1H, m), 3.18 (2H, m), 2.07 – 2.02 (2H, m), 1.83 – 1.78 (2H, m), 1.32 – 1.29 (2H, m), 0.90 – 0.87 (2H, m), 2 -NH and -OH proton signals were not observed.

30

Example 193:1-Methyl-2-(6-trifluoromethoxy-benzothiazol-2-ylamino)-1H-benzoimidazole-5-carboxylic acid [2-(3-hydroxy-piperidin-1-yl)-ethyl]-amide

1-Methyl-2-(6-trifluoromethoxy-benzothiazol-2-ylamino)-1H-benzoimidazole-5-carboxylic acid [2-(3-hydroxy-piperidin-1-yl)-ethyl]-amide (38.0 mg) was prepared by following General Procedure F starting from 1-methyl-2-(6-trifluoromethoxy-benzothiazol-2-ylamino)-1H-benzoimidazole-5-carboxylic acid (100.0 mg), 1-(2-amino-ethyl)-piperidin-3-ol (72.0 mg), HBTU (200.0 mg) and DIEA (0.2 mL) in DMF (1.0 mL). LCMS: m/z 536. ¹H NMR (DMSO-d₆, 400 MHz): δ 7.90 (1H, m), 7.72 – 7.65 (2H, m), 7.61 (1H, m), 7.33 – 7.30 (1H, m), 7.23 – 7.21 (1H, m), 3.78 – 3.74 (1H, m), 3.64 (3H, s), 3.60 – 3.56 (2H, t), 2.99 – 2.96 (1H, m), 2.81 – 2.78 (1H, m), 2.72 – 2.69 (2H, t), 2.30 – 2.22 (2H, m), 1.92 – 1.83 (2H, m), 1.63 – 1.58 (1H, m), 1.37 – 1.34 (1H, m), 2 -NH and -OH proton signals were not observed.

15 Example 1941-Methyl-2-(6-trifluoromethoxy-benzothiazol-2-ylamino)-1H-benzoimidazole-5-carbonitrile

4-Methylamino-3-nitro-benzonitrile (1.69 mg) was prepared by following General Procedure A starting from methyl 4-fluoro-3-nitrobenzonitrile (1.66 g) and methylamine (2 M in THF, 10.0 mL) in DMF. The crude product was used in the next step without further purification.

3-Amino-4-methylamino-benzonitrile (1.23 mg) was prepared by following General Procedure B starting from 4-methylamino-3-nitro-benzonitrile (1.33 g) and Pd/C (10% by weight, 133 mg). The crude product was used in the next step without further purification.

1-Methyl-2-(6-trifluoromethoxy-benzothiazol-2-ylamino)-1H-benzoimidazole-5-carbonitrile (2.12 g) was prepared by following General Procedure D starting from 3-amino-4-methylamino-benzonitrile (1.1 g), 2-amino-6-(trifluoromethoxy)-benzothiazole (1.75 g), 1,1'-thiocarbonyldiimidazole (1.78 g), and EDC (1.9 g). LC/MS: m/z 391. ¹H NMR (DMSO-d₆, 400 MHz): δ 7.97 (s, 1H), 7.89 (s, 1H), 7.78 (br, 1H), 7.60 (d, 2H), 7.55 (br, 1H), 7.39 (d, 1H), and 3.72 (s, 3H).

Example 1951-Methyl-2-(6-trifluoromethoxy-benzothiazol-2-ylamino)-1H-benzoimidazole-6-carbonitrile

3-Methylamino-4-nitro-benzonitrile (1.58 mg) was prepared by following General Procedure A starting from methyl 3-fluoro-4-nitrobenzonitrile (1.66 g) and methylamine (2 M in THF, 10.0 mL) in DMF. The crude product was used in the next step without further purification.

4-Amino-3-methylamino-benzonitrile (1.17 mg) was prepared by following General Procedure B starting from 3-methylamino-4-nitro-benzonitrile (1.33 g) and Pd/C (10% by weight, 133 mg). The crude product was used in the next step without further purification.

1-Methyl-2-(6-trifluoromethoxy-benzothiazol-2-ylamino)-1H-benzoimidazole-6-carbonitrile (2.27 g) was prepared by following General Procedure D starting from 4-amino-3-methylamino-benzonitrile (1.1 g), 2-amino-6-(trifluoromethoxy)-benzothiazole (1.75 g), 1,1'-thiocarbonyldiimidazole (1.78 g), and EDC (1.9 g). LC/MS: m/z 391.

Example 196:[5-(1H-Imidazol-2-yl)-1-methyl-1H-benzimidazol-2-yl]-(6-trifluoromethoxy-benzothiazol-2-yl)-amine

1-Methyl-2-(6-trifluoromethoxy-benzothiazol-2-ylamino)-1H-benzoimidazole-5-carbonitrile (2.27 g) was prepared by following General Procedure D starting from 4-amino-3-methylamino-benzonitrile (1.1 g), 2-amino-6-(trifluoromethoxy)benzothiazole (1.75 g), 1,1'-thiocarbonyldiimidazole (1.78 g), and EDC (1.9 g). This product was triturated with DCM-methanol (9:1) before being used in the next step.

1-Methyl-2-(6-trifluoromethoxy-benzothiazol-2-ylamino)-1H-benzimidazole-5-carboximide ethyl ester (630 mg) was prepared from 1-methyl-2-(6-trifluoromethoxy-benzothiazol-2-ylamino)-1H-benzoimidazole-5-carbonitrile (778 mg) and aminoacetaldehyde diethylacetal (0.53 ml) and AcOH (0.6 ml) by following Step 1 of General Procedure I. The crude product was used in the next step without further purification.

[5-(1H-Imidazol-2-yl)-1-methyl-1H-benzimidazol-2-yl]-(6-trifluoromethoxy-benzothiazol-2-yl)-amine (316 mg) was prepared by following Step 2 of General Procedure I starting from 1-methyl-2-(6-trifluoromethoxy-benzothiazol-2-ylamino)-1H-

benzimidazole-5-carboximidic acid ethyl ester (435 mg), AcOH (0.5 ml), and dilute hydrochloric acid (5.0 ml, 1.0 N solution in water). LC/MS: m/z 432.

Example 197:

5 [1-Methyl-6-(1H-1,2,4-triazol-3-yl)-1H-benzimidazol-2-yl]-(6-trifluoromethoxy-benzothiazol-2-yl)-amine

[1-Methyl-6-(1H-1,2,4-triazol-3-yl)-1H-benzimidazol-2-yl]-(6-trifluoromethoxy-benzothiazol-2-yl)-amine (106 mg) was prepared by following Method B of General Procedure J using 1-methyl-2-(6-trifluoromethoxy-benzothiazol-2-ylamino)-1H-benzimidazole-5-carboximidic acid ethyl ester (218 mg) and formic hydrazide (18 mg).
10 LC/MS: m/z 433. ¹H NMR (DMSO-d₆, 400 MHz): δ 9.06 (br, 1H), 8.12 (s, 1H), 7.99 (m, 2H), 7.88 (d, 2H), 7.46 (d, 1H), 4.48 (br, 1H), and 3.63 (s, 3H), -NH proton signal was not observed.

15 Example 198:

[1-Methyl-6-(5-methyl-1H-1,2,4-triazol-3-yl)-1H-benzimidazol-2-yl]-(5-trifluoromethoxy-benzothiazol-2-yl)-amine

[1-Methyl-6-(5-methyl-1H-1,2,4-triazol-3-yl)-1H-benzimidazol-2-yl]-(5-trifluoromethoxy-benzothiazol-2-yl)-amine (112 mg) was prepared by following Method B
20 of General Procedure J using 1-methyl-2-(6-trifluoromethoxy-benzothiazol-2-ylamino)-1H-benzimidazole-5-carboximidic acid ethyl ester (218 mg) and acetic hydrazide (18 mg). LC/MS: m/z 447. ¹H NMR (DMSO-d₆, 400 MHz): δ 9.86 (br, 1H), 9.65 (s, 2H), 9.05 (br, 1H), 8.92 (m, 1H), 7.99 (d, 1H), 7.88 (s, 2H), 3.42 (s, 3H), and 1.81 (s, 3H).

25 Example 199:

(1-Ethyl-5-trifluoromethanesulfonyl-1H-benzimidazol-2-yl)-(6-trifluoromethoxy-benzothiazol-2-yl)-amine

(1-Ethyl-5-trifluoromethanesulfonyl-1H-benzimidazol-2-yl)-(6-trifluoromethoxy-benzothiazol-2-yl)-amine (399 mg) was prepared by following General Procedure D
30 using N¹-ethyl-4-trifluoromethanesulfonyl-benzene-1,2-diamine (187 mg), 6-trifluoromethoxy-2-amino-benzothiazole (234 mg), 1,1'-thiocarbonyl-diimidazole (213 mg), and EDC (287 mg). LC/MS: m/z 512. ¹H NMR (DMSO-d₆, 400 MHz): δ 8.12 (br, 1H), 7.98 (s, 1H), 7.88 (m, 1H), 7.85 (s, 1H), 7.46 (br, 1H), 7.40 (d, 2H), 4.12 (q, 2H), and 1.34 (t, 3H).

Example 200:1-[1-Methyl-2-(6-trifluoromethoxy-benzothiazol-2-ylamino)-1H-benzoimidazol-5-yl]-ethanone

1-(4-Methylamino-3-nitro-phenyl)-ethanone (153 mg) was prepared by following
5 General Procedure A starting from methyl 1-(4-fluoro-3-nitro-phenyl)-ethanone (183 mg)
and methylamine (2 M in THF, 1.0 ml) in DMF (5 mL). The crude product was used in
the next step without further purification.

1-(3-Amino-4-methylamino-phenyl)-ethanone (66 mg) was prepared by following
General Procedure B starting from 1-(4-methylamino-3-nitro-phenyl)-ethanone (97 mg)
10 and Pd/C (10% by weight, 10 mg). The crude product was used in the next step without
further purification.

1-[1-Methyl-2-(6-trifluoromethoxy-benzothiazol-2-ylamino)-1H-benzoimidazol-5-
yl]-ethanone (69 mg) was prepared by following General Procedure D starting from 1-(3-
amino-4-methylamino-phenyl)-ethanone (41 mg), 2-amino-6-(trifluoromethoxy)-
15 benzothiazole (59 mg), 1,1'-thiocarbonyldiimidazole (44 mg), and EDC (48 mg). LC/MS:
m/z 408.

Example 201:(5-Methanesulfonyl-1-methyl-1H-benzoimidazol-2-yl)-(6-trifluoromethoxy-benzothiazol-2-
yl)-amine

(4-Methanesulfonyl-2-nitro-phenyl)-methyl-amine (182 mg) was prepared by
following General Procedure A starting from 1-fluoro-4-methanesulfonyl-2-nitro-benzene
(219 mg) and methylamine (2 M in THF, 1.0 ml) in DMF (5 mL). The crude product was
used in the next step without further purification.

4-Methanesulfonyl-N¹-methyl-benzene-1,2-diamine (76 mg) was prepared by
25 following General Procedure B starting from (4-methanesulfonyl-2-nitro-phenyl)-methyl-
amine (115 mg) and Pd/C (10% by weight, 10 mg). The crude product was used in the
next step without further purification.

(5-Methanesulfonyl-1-methyl-1H-benzoimidazol-2-yl)-(6-trifluoromethoxy-
30 benzothiazol-2-yl)-amine (72 mg) was prepared by following General Procedure D
starting from 4-methanesulfonyl-N¹-methyl-benzene-1,2-diamine (50 mg), 2-amino-6-
(trifluoromethoxy)benzothiazole (59 mg), 1,1'-thiocarbonyl-diimidazole (44 mg), and EDC
(48 mg). LC/MS: m/z 444.

Example 202:2-[1-Methyl-2-(6-trifluoromethoxy-benzothiazol-2-ylamino)-1H-benzoimidazol-6-yl]-acetamide

2-(3-Methylamino-4-nitro-phenyl)-acetamide (727.0 mg) was prepared by following General Procedure A beginning with 2-(3-chloro-4-nitro-phenyl)-acetamide (1.0 g) in methylamine (2.0 M in THF, 20 mL). The crude product was used in the next step without further purification.

2-(4-Amino-3-methylamino-phenyl)-acetamide (554 mg) was prepared by following General Procedure B beginning with 2-(3-methylamino-4-nitro-phenyl)-acetamide (727.0 mg) and Pd/C (20% by weight, 140.0 mg) in MeOH:EtOAc (1:1, 10.0 mL). The crude product was used in the next step without further purification.

2-[3-Methyl-2-(6-trifluoromethoxy-benzothiazol-2-ylamino)-3H-benzoimidazol-5-yl]-acetamide (240 mg) was prepared by following General Procedure D beginning with 2-(4-amino-3-methylamino-phenyl)-acetamide (554 mg), 2-amino-6-(trifluoromethoxy)-benzothiazole (600.0 mg), 1,1'-thiocarbonyldiimidazole (600.0 mg), and EDC (600.0 mg) in DMF (6.0 ml). LCMS: m/z 423.

Examples 203 and 204, as shown in Table 1, are made by procedures analogous to those described below for Example 205. Observed m/z values for these examples are as follows. Example 203: 415.8. Example 204: 415.8.

Example 205:1-Methyl-2-(6-trifluoromethyl-benzothiazol-2-ylamino)-1H-benzoimidazole-5-carboxylic acid ((R)-2-hydroxy-propyl)-amide

1-Methyl-2-(6-trifluoromethyl-benzothiazol-2-ylamino)-1H-benzoimidazole-5-carboxylic acid ((R)-2-hydroxy-propyl)-amide (30 mg) was prepared by following General Procedure F starting from 1-methyl-2-(6-trifluoromethyl-benzothiazol-2-ylamino)-1H-benzoimidazole-5-carboxylic acid (70 mg), (R)-1-amino-propan-2-ol (70 mg), HBTU (200 mg), and DIEA (100 μ L) in DMF (1 mL). LC/MS: m/z 449.7. ^1H NMR (DMSO- d_6 , 400 MHz): δ 8.44-8.41 (t, 1H), 8.29 (s, 1H), 8.12 (s, 1H), 7.83-7.80 (d, 1H), 7.71 (s, 2H), 7.54-7.52 (d, 1H), 3.84-3.80 (m, 1H), 3.70 (s, 3H), 3.25-3.22 (m, 2H), 1.10-1.08 (d, 3H), -NH and OH proton signal was not observed.

Examples 206 to 213, as shown in Table 1, are made by procedures analogous to those described above for Example 205. Observed m/z values for these examples are as follows. Example 206: 449.7. Example 207: 443.8. Example 208: 477.7. Example 209: 403.7. Example 210: 437.7. Example 211: 446.4. Example 212: 460.0. Example 213: 412.0.

Example 214:

2-(6-Chloro-benzothiazol-2-ylamino)-1-methyl-1H-benzoimidazole-5-carboxylic acid (3-hydroxy-propyl)-amide

2-(6-Chloro-benzothiazol-2-ylamino)-1-methyl-1H-benzoimidazole-5-carboxylic acid (3-hydroxy-propyl)-amide (136 mg) was prepared by following General Procedure F starting from 2-(6-chloro-benzothiazol-2-ylamino)-1-methyl-1H-benzoimidazole-5-carboxylic acid (179 mg), 3-amino-propan-1-ol (40 mg), HBTU (209 mg), and DIEA (200 μ L) in DMF (1 mL). LC/MS: m/z 415.5.

Examples 215 to 219, as shown in Table 1, are made by procedures analogous to those described above for Example 205. Observed m/z values for these examples are as follows. Example 215: 429.9. Example 216: 465.7. Example 217: 495.0. Example 218: 444.9. Example 219: 479.6.

Example 220:

2-(6-Chloro-1H-benzoimidazol-2-ylamino)-1-methyl-1H-benzoimidazole-5-carboxylic acid (4-hydroxy-butyl)-amide

2-(6-Chloro-benzothiazol-2-ylamino)-1-methyl-1H-benzoimidazole-5-carboxylic acid (4-hydroxy-butyl)-amide (37 mg) was prepared by following General Procedure F starting from 2-(6-chloro-benzothiazol-2-ylamino)-1-methyl-1H-benzoimidazole-5-carboxylic acid (70 mg), 4-amino-butan-1-ol (20 mg), HBTU (80 mg), and DIEA (70 μ L) in DMF (1 mL). LC/MS: m/z 429.6.

Example 221, as shown in Table 1, is made by procedures analogous to those described above for Example 205. An observed m/z value for this example is 463.8.

Example 222:6-Fluoro-1-methyl-2-(6-trifluoromethoxy-benzothiazol-2-ylamino)-1H-benzoimidazole-5-carboxylic acid (4-hydroxy-butyl)-amide

6-Fluoro-1-methyl-2-(6-trifluoromethoxy-benzothiazol-2-ylamino)-1H-benzoimidazole-5-carboxylic acid (4-hydroxy-butyl)-amide (44 mg) was prepared by General Procedure F starting from 6-fluoro-1-methyl-2-(6-trifluoromethoxy-benzothiazol-2-ylamino)-1H-benzoimidazole-5-carboxylic acid (50 mg), 4-amino-1-butanol (12 mg), HBTU (53 mg), and DIEA (31 μ L). LC/MS: m/z 497.1. ^1H NMR (DMSO- d_6 , 400 MHz): δ 12.34 (bs, 1H), 8.19 (s, 1H), 7.94 (s, 1H), 7.89-7.59 (m, 2H), 7.58-7.40 (m, 1H), 7.36 (d, 1H), 4.44 (s, 1H), 3.62 (s, 3H), 3.49-3.39 (m, 2H), 3.32-3.20 (m, 2H), 1.67-1.36 (m, 4H).

Example 223:1-Methyl-2-(6-trifluoromethoxy-benzothiazol-2-ylamino)-1H-benzoimidazole-5-carboxylic acid ((R)-4-hydroxy-3-methyl-butyl)-amide

1-Methyl-2-(6-trifluoromethoxy-benzothiazol-2-ylamino)-1H-benzoimidazole-5-carboxylic acid ((R)-4-hydroxy-3-methyl-butyl)-amide (45 mg) was prepared by following General Procedure F starting 1-methyl-2-(6-trifluoromethoxy-benzothiazol-2-ylamino)-1H-benzoimidazole-5-carboxylic acid (80 mg), (R)-4-amino-2-methyl-butan-1-ol (25 mg), HBTU (80 mg), and DIEA (70 μ L) in DMF (1 mL). LC/MS: m/z 493.6.

Examples 224 and 225, as shown in Table 1, are made by procedures analogous to those described above for Example 205. Observed m/z values for these examples are as follows. Example 224: 443.9. Example 225: 455.8.

Example 226:1-Methyl-2-(6-trifluoromethoxy-benzothiazol-2-ylamino)-1H-benzoimidazole-5-carboxylic acid (5-hydroxy-pentyl)-amide

1-Methyl-2-(6-trifluoromethoxy-benzothiazol-2-ylamino)-1H-benzoimidazole-5-carboxylic acid (5-hydroxy-pentyl)-amide (59 mg) was prepared by following General Procedure F starting from 1-methyl-2-(6-trifluoromethoxy-benzothiazol-2-ylamino)-1H-benzoimidazole-5-carboxylic acid (75 mg), 5-amino-1-pentanol (21 mg), HBTU (84 mg), and DIEA (48 μ L). LC/MS m/z 495.0. ^1H NMR (DMSO- d_6 , 400 MHz) δ 12.38 (bs, 1H), 8.53-8.33 (m, 1H), 8.09 (s, 1H), 7.91 (s, 1H), 7.83-7.66 (m, 2H), 7.49 (d, 1H), 7.36 (d, 1H), 4.38 (s, 1H), 3.64 (s, 3H), 3.41 (q, 2H), 3.27 (q, 2H), 1.63-1.41 (m, 4H), 1.41-1.28 (m, 2H).

Examples 227 to 231, as shown in Table 1, are made by procedures analogous to those described above for Example 205. Observed m/z values for these examples are as follows. Example 227: 443.8. Example 228: 477.9. Example 229: 523.1. Example 230: 513.5. Example 231: 543.6.

5

Example 232:

1-Methyl-2-(6-trifluoromethoxy-benzothiazol-2-ylamino)-1H-benzoimidazole-5-carboxylic acid (trans-4-hydroxy-cyclohexylmethyl)-amide

trans-4-Aminomethyl-cyclohexanol hydrochloride (342 mg) was prepared by following General Procedure L using trans-N-Boc-4-aminomethyl-cyclohexanol (500 mg) and hydrogen chloride (5.45 mL, 4.0 M solution in 1,4-dioxane).

1-Methyl-2-(6-trifluoromethoxy-benzothiazol-2-ylamino)-1H-benzoimidazole-5-carboxylic acid (trans-4-hydroxy-cyclohexylmethyl)-amide (60 mg) was prepared by following General Procedure F starting from 1-methyl-2-(6-trifluoromethoxy-benzothiazol-2-ylamino)-1H-benzoimidazole-5-carboxylic acid (75 mg), trans-4-aminomethyl-cyclohexanol hydrochloride (34 mg), HBTU (84 mg), and DIEA (48 uL). LC/MS: m/z 521.0. ¹H NMR (DMSO-d₆, 400 MHz): δ 12.40 (bs, 1H), 8.47-8.35 (m, 1H), 8.08 (s, 1H), 7.92 (s, 1H), 7.80-7.65 (m, 2H), 7.49 (d, 1H), 7.36 (d, 1H), 4.49 (s, 1H), 3.63 (s, 3H), 3.11 (t, 2H), 1.92-1.68 (m, 3H), 1.66-1.18 (m, 4H), 1.17-0.88 (m, 3H).

20

Examples 233 and 234, as shown in Table 1, are made by procedures analogous to those described above for Example 232. Observed m/z values for these examples are as follows. Example 233: 469.9. Example 234: 503.8.

25 Example 235:

2-(6-Chloro-benzothiazol-2-ylamino)-1-methyl-1H-benzoimidazole-5-carboxylic acid [2-(2-hydroxy-ethoxy)-ethyl]-amide

2-(6-Chloro-benzothiazol-2-ylamino)-1-methyl-1H-benzoimidazole-5-carboxylic acid [2-(2-hydroxy-ethoxy)-ethyl]-amide (72 mg) was prepared by following General Procedure F starting from 2-(6-chloro-benzothiazol-2-ylamino)-1-methyl-1H-benzoimidazole-5-carboxylic acid (92 mg), 2-(2-aminoethoxy)-ethanol (30 mg), HBTU (116 mg), and DIEA (67 uL). LC/MS: m/z 446.8. ¹H NMR (DMSO-d₆, 400 MHz): δ 12.38 (bs, 1H), 8.47 (t, 1H), 8.08 (s, 1H), 7.93 (s, 1H), 7.84-7.58 (m, 2H), 7.48 (d, 1H), 7.40 (d, 1H), 4.63 (t, 1H), 3.64 (s, 3H), 3.56 (t, 2H), 3.51 (t, 2H), 3.49-3.41 (m, 4H).

30

Example 236:1-Methyl-2-(6-trifluoromethyl-benzothiazol-2-ylamino)-1H-benzimidazole-5-carboxylic acid [2-(2-hydroxy-ethoxy)-ethyl]-amide

1-Methyl-2-(6-trifluoromethyl-benzothiazol-2-ylamino)-1H-benzimidazole-5-carboxylic acid [2-(2-hydroxy-ethoxy)-ethyl]-amide (87 mg) was prepared by following General Procedure F starting from 1-methyl-2-(6-trifluoromethyl-benzothiazol-2-ylamino)-1H-benzimidazole-5-carboxylic acid (100 mg), 2-(2-aminoethoxy)-ethanol (30 mg), HBTU (116 mg), and DIEA (67 μ L). LC/MS: m/z 480.8. ^1H NMR (DMSO- d_6 , 400 MHz): δ 12.48 (bs, 1H), 8.48 (t, 1H), 8.27 (s, 1H), 8.11 (s, 1H), 7.78 (d, 1H), 7.69 (d, 1H), 7.51 (d, 1H), 7.36 (d, 1H), 3.68 (s, 3H), 3.57 (t, 2H), 3.52 (t, 2H), 3.49-3.41 (m, 4H), -OH proton signal was not observed.

Examples 237 and 238, as shown in Table 1, are made by procedures analogous to those described above for Example 205. Observed m/z values for these examples are as follows. Example 237: 514.7. Example 238: 496.7.

Example 239, as shown in Table 1, is made by procedures analogous to those described below for Example 240. An observed m/z value for this example is 538.8.

Example 240:2-(6-Chloro-benzothiazol-2-ylamino)-1-(2-methylamino-ethyl)-1H-benzimidazole-5-carboxylic acid [2-(2-hydroxy-ethoxy)-ethyl]-amide hydrochloride

(2-{2-(6-Chloro-benzothiazol-2-ylamino)-5-[2-(2-hydroxy-ethoxy)-ethylcarbamoyl]-benzimidazol-1-yl}-ethyl)-methyl-carbamic acid tert-butyl ester (73 mg) was prepared by following General Procedure F starting from 1-[2-(tert-butoxycarbonyl-methyl-amino)-ethyl]-2-(6-chloro-benzothiazol-2-ylamino)-1H-benzimidazole-5-carboxylic acid (145 mg), 2-(2-amino-ethoxy)-ethanol (35 mg), HBTU (125 mg), and DIEA (100 μ L) in DMF (1 mL).

2-(6-Chloro-benzothiazol-2-ylamino)-1-(2-methylamino-ethyl)-1H-benzimidazole-5-carboxylic acid [2-(2-hydroxy-ethoxy)-ethyl]-amide dihydrochloride (60 mg) was prepared by following General Procedure L starting from (2-{2-(6-chloro-benzothiazol-2-ylamino)-5-[2-(2-hydroxy-ethoxy)-ethylcarbamoyl]-benzimidazol-1-yl}-ethyl)-methyl-carbamic acid tert-butyl ester (73 mg) in 4M HCl in dioxane (1 mL). LC/MS: m/z 488.5.

Examples 241 to 243, as shown in Table 1, are made by procedures analogous to those described above for Example 205. Observed m/z values for these examples are as follows. Example 241: 539.4. Example 242: 510.0. Example 243: 459.9.

- 5 Example 244, as shown in Table 1, is made by procedures analogous to those described below for Example 245. An observed m/z value for this example is 510.7.

Example 245:

10 1-Methyl-2-(6-trifluoromethoxy-benzothiazol-2-ylamino)-1H-benzoimidazole-5-carboxylic acid [2-(2-hydroxy-2-methyl-propoxy)-ethyl]-amide

1-Methyl-2-(6-trifluoromethoxy-benzothiazol-2-ylamino)-1H-benzoimidazole-5-carboxylic acid [2-(2-hydroxy-2-methyl-propoxy)-ethyl]-amide (5 mg) was prepared by following General Procedure X starting from 1-methyl-2-(6-trifluoromethoxy-benzothiazol-2-ylamino)-1H-benzoimidazole-5-carboxylic acid (2-hydroxy-ethyl)-amide
15 (100 mg), 1,2-epoxy-2-methyl-propane (19 mg), and KOH (19 mg) in DMF. LC/MS: m/z 524.7.

Example 246:

20 1-Methyl-2-(6-trifluoromethoxy-benzothiazol-2-ylamino)-1H-benzoimidazole-5-carboxylic acid [2-(3-hydroxy-propoxy)-ethyl]-amide

Toluene-4-sulfonic acid 3-benzyloxy-propyl ester (14.4 g) was prepared by following General Procedure V starting from 3-benzyloxy-1-propanol (8.4 g), p-toluenesulfonyl chloride (12.52 g), and DMAP (84 mg).

Dibenzyl-[2-(3-benzyloxy-propoxy)-ethyl]-amine (860 mg) was prepared by
25 following General Procedure W starting from toluene-4-sulfonic acid 3-benzyloxy-propyl ester (1.33 g), N,N-dibenzyl-2-aminoethanol (1.0 g), 50% aqueous sodium hydroxide solution (1.66 g in 1.66 mL of water), and tetrabutylammonium hydrogen sulfate (141 mg).

3-(2-Amino-ethoxy)-propan-1-ol (229 mg) was prepared by following General
30 Procedure B starting from dibenzyl-[2-(3-benzyloxy-propoxy)-ethyl]-amine (860 mg) and Pd/C (86 mg).

1-Methyl-2-(6-trifluoromethoxy-benzothiazol-2-ylamino)-1H-benzoimidazole-5-carboxylic acid [2-(3-hydroxy-propoxy)-ethyl]-amide (85 mg) was prepared by following General Procedure F starting from 1-methyl-2-(6-trifluoromethoxy-benzothiazol-2-

ylamino)-1H-benzoimidazole-5-carboxylic acid (82 mg), 3-(2-amino-ethoxy)-propan-1-ol (48 mg), HBTU (91 mg), and DIEA (52 μ L). LC/MS: m/z 510.0.

Example 247, as shown in Table 1, is made by procedures analogous to those described below for Example 249. An observed m/z value for this example is 513.1.

Example 248, as shown in Table 1, is made by procedures analogous to those described above for Example 246. An observed m/z value for this example is 459.9.

10 Example 249:

2-(6-Chloro-benzothiazol-2-ylamino)-1-methyl-1H-benzoimidazole-5-carboxylic acid [2-(3-fluoro-propoxy)-ethyl]-amide

Dibenzyl-[2-(3-fluoro-propoxy)-ethyl]-amine (770 mg) was prepared by following General Procedure S starting from dibenzyl-(2-chloro-ethyl)-amine (1 g), 3-fluoro-propan-1-ol (295 mg), 50% (w/w) KOH solution (4.25 mL) and tetrabutylammonium bromide (130 mg) in dioxane (4.25 mL).

2-(3-Fluoro-propoxy)-ethylamine (94 mg) was prepared by following General Procedure T starting from dibenzyl-[2-(3-fluoro-propoxy)-ethyl]-amine (450 mg) and Pd-C (90 mg) in methanol (1.5 mL).

20 2-(6-Chloro-benzothiazol-2-ylamino)-1-methyl-1H-benzoimidazole-5-carboxylic acid [2-(3-fluoro-propoxy)-ethyl]-amide (12 mg) was prepared by following General Procedure F starting from 2-(6-chloro-benzothiazol-2-ylamino)-1-methyl-1H-benzoimidazole-5-carboxylic acid (55 mg), 2-(3-fluoro-propoxy)-ethylamine (50 mg), HBTU (60 mg), and DIEA (50 μ L) in DMF (800 μ L). LC/MS: m/z 463.0.

25

Example 250:

1-Methyl-2-(6-trifluoromethoxy-benzothiazol-2-ylamino)-1H-benzoimidazole-5-carboxylic acid [3-(2-hydroxy-ethoxy)-propyl]-amide

Toluene-4-sulfonic acid 2-benzyloxy-ethyl ester (11.3 g) was prepared by following General Procedure V starting from 2-benzyloxyethanol (9.57 g), p-toluenesulfonyl chloride (16.73 g), and DMAP (96 mg).

Dibenzyl-[3-(2-benzyloxy-ethoxy)-propyl]-amine (378 mg) was prepared by following General Procedure W starting from toluene-4-sulfonic acid 2-benzyloxy-ethyl

ester (1.0 g), 3-dibenzylamino-propan-1-ol (1.08 g), 50% aqueous sodium hydroxide solution (1.3 g in 1.3 mL of water), and tetrabutylammonium hydrogen sulfate (111 mg).

2-(3-Amino-propoxy)-ethanol (49 mg) was prepared by following General Procedure B starting from dibenzyl-[3-(2-benzyloxy-ethoxy)-propyl]-amine (378 mg) and Pd/C (38 mg).

1-Methyl-2-(6-trifluoromethoxy-benzothiazol-2-ylamino)-1H-benzoimidazole-5-carboxylic acid [3-(2-hydroxy-ethoxy)-propyl]-amide (41 mg) was prepared by following General Procedure F starting from 1-methyl-2-(6-trifluoromethoxy-benzothiazol-2-ylamino)-1H-benzoimidazole-5-carboxylic acid (82 mg), 2-(3-amino-propoxy)-ethanol (49 mg), HBTU (91 mg), and DIEA (52 μ L). LC/MS: m/z 509.8.

Examples 251 to 256, as shown in Table 1, are made by procedures analogous to those described above for Example 205. Observed m/z values for these examples are as follows. Example 251: 528.9. Example 252: 529.0. Example 253: 535.0. Example 254: 535.1. Example 255: 485.0. Example 256: 539.5.

Example 257, as shown in Table 1, is made by procedures analogous to those described above for Example 47. An observed m/z value for this example is 481.8.

Examples 258 and 259, as shown in Table 1, are made by procedures analogous to those described above for Example 249. Observed m/z values for these examples are as follows. Example 258: 516.8. Example 259: 465.8.

Example 260:

1-Methyl-2-(6-trifluoromethoxy-benzothiazol-2-ylamino)-1H-benzoimidazole-5-carboxylic acid [2-(2-methoxy-ethoxy)-ethyl]-amide

1-Azido-2-(2-methoxy-ethoxy)-ethane (607 mg) was prepared by following General Procedure U starting from 1-bromo-2-(2-methoxy-ethoxy)-ethane (1.0 g) and sodium azide (1.07 g). The crude product was used in the next step without further purification.

2-(2-Methoxy-ethoxy)-ethylamine (425 mg) was prepared by following General Procedure B starting from 1-azido-2-(2-methoxy-ethoxy)-ethane (607 mg) and 10% Pd/C (60 mg). The crude product was used in the next step without further purification.

1-Methyl-2-(6-trifluoromethoxy-benzothiazol-2-ylamino)-1H-benzoimidazole-5-carboxylic acid [2-(2-methoxy-ethoxy)-ethyl]-amide (44 mg) was prepared by following General Procedure F starting from 1-methyl-2-(6-trifluoromethoxy-benzothiazol-2-ylamino)-1H-benzoimidazole-5-carboxylic acid (75 mg), 2-(2-methoxy-ethoxy)-ethylamine (24 mg), HBTU (84 mg), and DIEA (48 uL). LC/MS: m/z 511.0. ¹H NMR (DMSO-d₆, 400 MHz): δ 12.40 (bs, 1H), 8.50 (t, 1H), 8.10 (s, 1H), 7.92 (s, 1H), 7.78 (d, 1H), 7.74 (d, 1H), 7.50 (d, 1H), 7.36 (d, 1H), 3.64 (s, 3H), 3.59-3.53 (m, 4H), 3.49-3.41 (m, 4H), 3.25 (s, 3H).

10 Examples 261 and 262, as shown in Table 1, are made by procedures analogous to those described above for Example 260. Observed m/z values for these examples are as follows. Example 261: 461.0. Example 262: 493.7.

15 Examples 263 and 264, as shown in Table 1, are made by procedures analogous to those described above for Example 205. Observed m/z values for these examples are as follows. Example 263: 520.8. Example 264: 520.8.

Example 265:

20 1-Methyl-2-(6-trifluoromethoxy-benzothiazol-2-ylamino)-1H-benzoimidazole-5-carboxylic acid [2-(2-cyano-ethoxy)-ethyl]-amide

1-Methyl-2-(6-trifluoromethoxy-benzothiazol-2-ylamino)-1H-benzoimidazole-5-carboxylic acid [2-(2-cyano-ethoxy)-ethyl]-amide (54 mg) was prepared by following General Procedure F starting from 1-methyl-2-(6-trifluoromethoxy-benzothiazol-2-ylamino)-1H-benzoimidazole-5-carboxylic acid (82 mg), 3-(2-amino-ethoxy)-propionitrile hydrochloride (60 mg), HBTU (91 mg), and DIEA (52 uL). LC/MS: m/z 506.0.

Example 266:

30 2-(6-Chloro-benzothiazol-2-ylamino)-1-methyl-1H-benzoimidazole-5-carboxylic acid [2-(2-cyano-ethoxy)-ethyl]-amide

[2-(2-Cyano-ethoxy)-ethyl]-carbamic acid tert-butyl ester (430 mg) was prepared starting from (2-hydroxy-ethyl)-carbamic acid tert-butyl ester (320 mg) in acrylonitrile (1.5 mL). The reaction was heated to 50 °C for 1 h. The reaction was added to ethyl acetate (20 mL) and water (20 mL). The phases were separated and the aqueous phase was extracted twice with ethyl acetate. The combined organics were dried over sodium

sulfate and then filtered. The solvent was evaporated and crude compound was purified by flash chromatography using hexane:ethyl acetate gradient.

3-(2-Amino-ethoxy)-propionitrile hydrochloride (300 mg) was prepared by following General Procedure L starting from [2-(2-cyano-ethoxy)-ethyl]-carbamic acid tert-butyl ester (430 mg) in 2M HCl in ether (2 mL).

2-(6-Chloro-benzothiazol-2-ylamino)-1-methyl-1H-benzoimidazole-5-carboxylic acid [2-(2-cyano-ethoxy)-ethyl]-amide (60 mg) was prepared by following General Procedure F starting 2-(6-chloro-benzothiazol-2-ylamino)-1-methyl-1H-benzoimidazole-5-carboxylic acid (70 mg), 3-(2-amino-ethoxy)-propionitrile hydrochloride (100 mg), HBTU (85 mg), and DIEA (100 μ L) in DMF (1 mL). LC/MS: m/z 456.0.

Example 267:

1-Methyl-2-(6-trifluoromethoxy-benzothiazol-2-ylamino)-1H-benzoimidazole-5-carboxylic acid (2-carbamoylmethoxy-ethyl)-amide

1-Methyl-2-(6-trifluoromethoxy-benzothiazol-2-ylamino)-1H-benzoimidazole-5-carboxylic acid (2-carbamoylmethoxy-ethyl)-amide (20 mg) was prepared on solid phase starting from [2-(9H-fluoren-9-ylmethoxycarbonylamino)-ethoxy]-acetic acid (204 mg), HBTU (230 mg), DIEA (100 μ L) and Rink amide resin (320 mg) in DMF (20 mL). The reaction was stirred at room temperature for 1 h and then washed with DMF (3 x 20 mL each). The reaction was then stirred at room temperature with 20% (v/v) piperidine in DMF (10 mL) for 1 h. The reaction was washed with DMF (3 x 20 mL each). In the next step the reaction was stirred at room temperature with 1-methyl-2-(6-trifluoromethoxy-benzothiazol-2-ylamino)-1H-benzoimidazole-5-carboxylic acid (244 mg), HBTU (230 mg) and DIEA (100 μ L) in DMF (10 mL) for 2 h and washed with DMF (3 x 20 mL each). In the last step the reaction was stirred with TFA (10 mL) for 30 min and then filtered. The filtrate was evaporated and crude compound was purified by flash chromatography using DCM:10% methanol in DCM gradient. LC/MS: m/z 508.6.

Example 268:

1-Methyl-2-(6-trifluoromethoxy-benzothiazol-2-ylamino)-1H-benzoimidazole-5-carboxylic acid [2-(2-amino-ethoxy)-ethyl]-amide

[2-(2-[[1-Methyl-2-(6-trifluoromethoxy-benzothiazol-2-ylamino)-1H-benzoimidazole-5-carbonyl]-amino]-ethoxy)-ethyl]-carbamic acid 9H-fluoren-9-ylmethyl ester (106 mg) was prepared by following General Procedure F starting from 1-methyl-2-

(6-trifluoromethoxy-benzothiazol-2-ylamino)-1H-benzoimidazole-5-carboxylic acid (80 mg), [2-(2-amino-ethoxy)-ethyl]-carbamic acid 9H-fluoren-9-ylmethyl ester (80 mg), HBTU (95 mg), and DIEA (70 μ L) in DMF (1 mL).

1-Methyl-2-(6-trifluoromethoxy-benzothiazol-2-ylamino)-1H-benzoimidazole-5-carboxylic acid [2-(2-amino-ethoxy)-ethyl]-amide (70 mg) was prepared by following General Procedure O starting from [2-(2-[[1-methyl-2-(6-trifluoromethoxy-benzothiazol-2-ylamino)-1H-benzoimidazole-5-carbonyl]-amino]-ethoxy)-ethyl]-carbamic acid 9H-fluoren-9-ylmethyl ester (106 mg), 20% (v/v) piperidine in DMF (1.5 mL). LC/MS: m/z 494.5.

Examples 269 and 270, as shown in Table 1, are made by procedures analogous to those described above for Example 268. Observed m/z values for these examples are as follows. Example 269: 444.7. Example 270: 445.7.

Example 271:

1-Methyl-2-(6-trifluoromethoxy-benzothiazol-2-ylamino)-1H-benzoimidazole-5-carboxylic acid [2-(2-methylamino-ethoxy)-ethyl]-amide hydrochloride

[2-(2-Dibenzylamino-ethoxy)-ethyl]-methyl-carbamic acid tert-butyl ester (200 mg) was prepared by following General Procedure S starting from dibenzyl-(2-chloro-ethyl)-amine (400 mg), (2-hydroxy-ethyl)-methyl-carbamic acid tert-butyl ester (525 mg), 50% (w/w) KOH solution (1.8 mL) and tetrabutylammonium bromide (57.7 mg) in dioxane (1.8 mL).

[2-(2-Amino-ethoxy)-ethyl]-methyl-carbamic acid tert-butyl ester (100 mg) was prepared following General Procedure T starting from [2-(2-dibenzylamino-ethoxy)-ethyl]-methyl-carbamic acid tert-butyl ester (200 mg) and Pd-C (40 mg) in methanol (1.5 mL).

Methyl-[2-(2-[[1-methyl-2-(6-trifluoromethoxy-benzothiazol-2-ylamino)-1H-benzoimidazole-5-carbonyl]-amino]-ethoxy)-ethyl]-carbamic acid tert-butyl ester (69 mg) was prepared by following General Procedure F starting from 1-methyl-2-(6-trifluoromethoxy-benzothiazol-2-ylamino)-1H-benzoimidazole-5-carboxylic acid (82 mg), [2-(2-amino-ethoxy)-ethyl]-methyl-carbamic acid tert-butyl ester (87 mg), HBTU (91 mg), and DIEA (52 μ L).

1-Methyl-2-(6-trifluoromethoxy-benzothiazol-2-ylamino)-1H-benzoimidazole-5-carboxylic acid [2-(2-methylamino-ethoxy)-ethyl]-amide dihydrochloride (53 mg) was

prepared by following General Procedure L using methyl-[2-(2-[[1-methyl-2-(6-trifluoromethoxy-benzothiazol-2-ylamino)-1H-benzoimidazole-5-carbonyl]-amino]-ethoxy)-ethyl]-carbamic acid tert-butyl ester (60 mg) and hydrogen chloride (250 μ L, 4.0 M solution in 1,4-dioxane). LC/MS: m/z 509.0.

5

Example 272, as shown in Table 1, is made by procedures analogous to those described above for Example 271. An observed m/z value for this example is 458.9.

Example 273:

10 1-Methyl-2-(6-trifluoromethoxy-benzothiazol-2-ylamino)-1H-benzoimidazole-5-carboxylic acid [2-(2-dimethylamino-ethoxy)-ethyl]-amide

[2-(2-Dibenzylamino-ethoxy)-ethyl]-dimethyl-amine was prepared following General Procedure S starting from dibenzyl-(2-chloro-ethyl)-amine (640 mg), 2-dimethylamino-ethanol (325 mg), 50% (w/w) KOH solution (3 mL) and

15

tetrabutylammonium bromide (95 mg) in dioxane (3 mL).
[2-(2-Amino-ethoxy)-ethyl]-dimethyl-amine (100 mg) was prepared following General Procedure T starting from [2-(2-dibenzylamino-ethoxy)-ethyl]-dimethyl-amine (430 mg) and Pd-C (86 mg) in methanol (1 mL).

20

1-Methyl-2-(6-trifluoromethoxy-benzothiazol-2-ylamino)-1H-benzoimidazole-5-carboxylic acid [2-(2-dimethylamino-ethoxy)-ethyl]-amide (25 mg) was prepared by following General Procedure F starting from 1-methyl-2-(6-trifluoromethoxy-benzothiazol-2-ylamino)-1H-benzoimidazole-5-carboxylic acid (93 mg), [2-(2-amino-ethoxy)-ethyl]-dimethyl-amine (60 mg), HBTU (103 mg), and DIEA (59 μ L). LC/MS: m/z 523.0.

25

Example 274, as shown in Table 1, is made by procedures analogous to those described above for Example 273. An observed m/z value for this example is 473.0.

Example 275:

30 1-Methyl-2-(6-trifluoromethoxy-benzothiazol-2-ylamino)-1H-benzoimidazole-5-carboxylic acid [2-(2-acetylamino-ethoxy)-ethyl]-amide

1-Methyl-2-(6-trifluoromethoxy-benzothiazol-2-ylamino)-1H-benzoimidazole-5-carboxylic acid [2-(2-acetylamino-ethoxy)-ethyl]-amide (25 mg) was prepared by following General Procedure R starting from 1-methyl-2-(6-trifluoromethoxy-

benzothiazol-2-ylamino)-1H-benzoimidazole-5-carboxylic acid [2-(2-amino-ethoxy)-ethyl]-amide (50 mg), acetyl chloride (1-2 drops) and triethylamine (30 μ L) in DCM (1 mL). LC/MS: m/z 536.5.

5 Example 276:

1-Methyl-2-(6-trifluoromethoxy-benzothiazol-2-ylamino)-1H-benzoimidazole-5-carboxylic acid [2-(2-methanesulfonylamino-ethoxy)-ethyl]-amide

1-Methyl-2-(6-trifluoromethoxy-benzothiazol-2-ylamino)-1H-benzoimidazole-5-carboxylic acid [2-(2-methanesulfonylamino-ethoxy)-ethyl]-amide (22 mg) was prepared by following General Procedure Q starting from 1-methyl-2-(6-trifluoromethoxy-benzothiazol-2-ylamino)-1H-benzoimidazole-5-carboxylic acid [2-(2-amino-ethoxy)-ethyl]-amide (50 mg), methanesulfonyl chloride (1-2 drops) and triethylamine (30 μ L) in DCM (1 mL). LC/MS: m/z 572.4.

15 Example 277, as shown in Table 1, is made by procedures analogous to those described below for Example 278. An observed m/z value for this example is 477.7.

Example 278:

20 2-(6-Chloro-benzothiazol-2-ylamino)-1-methyl-1H-benzoimidazole-5-carboxylic acid [2-(2-hydroxy-ethanesulfonyl)-ethyl]-amide

2-(6-Chloro-benzothiazol-2-ylamino)-1-methyl-1H-benzoimidazole-5-carboxylic acid [2-(2-hydroxy-ethylsulfanyl)-ethyl]-amide (70 mg) was prepared by following General Procedure F starting from 2-(6-chloro-benzothiazol-2-ylamino)-1-methyl-1H-benzoimidazole-5-carboxylic acid (70 mg), 2-(2-amino-ethylsulfanyl)-ethanol (50 mg), HBTU (150 mg), and DIEA (100 μ L) in DMF (1 mL).

25 2-(6-Chloro-benzothiazol-2-ylamino)-1-methyl-1H-benzoimidazole-5-carboxylic acid [2-(2-hydroxy-ethanesulfonyl)-ethyl]-amide (40 mg) was prepared by following General Procedure M starting from 2-(6-chloro-benzothiazol-2-ylamino)-1-methyl-1H-benzoimidazole-5-carboxylic acid [2-(2-hydroxy-ethylsulfanyl)-ethyl]-amide (60 mg) and 30 32 wt% peracetic acid solution (100 μ L) in DCM (1 mL). LC/MS: m/z 493.8.

Example 279:2-(6-Chloro-benzothiazol-2-ylamino)-1-methyl-1H-benzoimidazole-5-carboxylic acid [2-(2-fluoro-ethylamino)-ethyl]-amide hydrochloride

5 N,N-Dibenzyl-N'-(2-fluoro-ethyl)-ethane-1,2-diamine (160 mg) was prepared by following General Procedure S starting from dibenzyl-(2-chloro-ethyl)-amine (520 mg), 2-fluoro-ethylamine hydrochloride (250 mg), DIEA (900 μ L) and tetrabutylammonium bromide (60 mg) in DMF (2 mL).

10 (2-Dibenzylamino-ethyl)-(2-fluoro-ethyl)-carbamic acid tert-butyl ester (216 mg) was prepared starting from N,N-dibenzyl-N'-(2-fluoro-ethyl)-ethane-1,2-diamine (160 mg), Boc₂O (146 mg) and triethylamine (170 μ L) in DCM (1 mL). The reaction was stirred at room temperature for 1 h. The reaction was added to DCM and saturated sodium bicarbonate solution. The phases were separated, the combined organics were dried over sodium sulfate and then filtered. The filtrate was evaporated and compound was isolated without further purification.

15 (2-Amino-ethyl)-(2-fluoro-ethyl)-carbamic acid tert-butyl ester (95 mg) was prepared by following General Procedure T starting from (2-dibenzylamino-ethyl)-(2-fluoro-ethyl)-carbamic acid tert-butyl ester (216 mg) and Pd-C (40 mg) in methanol (1 mL).

20 (2-{{2-(6-Chloro-benzothiazol-2-ylamino)-1-methyl-1H-benzoimidazole-5-carbonyl]-amino}-ethyl)-(2-fluoro-ethyl)-carbamic acid tert-butyl ester (70 mg) was prepared by following General Procedure F starting from 2-(6-chloro-benzothiazol-2-ylamino)-1-methyl-1H-benzoimidazole-5-carboxylic acid (70 mg), (2-amino-ethyl)-(2-fluoro-ethyl)-carbamic acid tert-butyl ester (90 mg), HBTU (100 mg), and DIEA (70 μ L) in DMF (1.5 mL).

25 2-(6-Chloro-benzothiazol-2-ylamino)-1-methyl-1H-benzoimidazole-5-carboxylic acid [2-(2-fluoro-ethylamino)-ethyl]-amide dihydrochloride (65 mg) was prepared by following General Procedure L starting from (2-{{2-(6-chloro-benzothiazol-2-ylamino)-1-methyl-1H-benzoimidazole-5-carbonyl]-amino}-ethyl)-(2-fluoro-ethyl)-carbamic acid tert-butyl ester (70 mg) in 4M HCl in dioxane (1 mL). LC/MS: m/z 446.6.

30

Examples 280 to 284, as shown in Table 1, are made by procedures analogous to those described above for Example 205. Observed m/z values for these examples are as follows. Example 280: 482.9. Example 281: 481.5. Example 282: 539.0. Example 283: 570.8. Example 284: 496.9.

Example 285, as shown in Table 1, is made by procedures analogous to those described below for Example 286. An observed m/z value for this example is 479.6.

Example 286:

5 3-Methyl-2-(6-trifluoromethoxy-benzothiazol-2-ylamino)-3H-benzoimidazole-5-carboxylic acid [2-(2-hydroxy-ethoxy)-ethyl]-amide

3-Methylamino-4-nitro-benzoic acid ethyl ester (2.8 g) was prepared by following General Procedure A starting from 3-fluoro-4-nitro-benzoic acid ethyl ester (3 g) and 2 M methylamine in THF (15 mL) in DMF (15 mL).

10 4-Amino-3-methylamino-benzoic acid ethyl ester (2.1 g) was prepared by following General Procedure B starting from 3-methylamino-4-nitro-benzoic acid ethyl ester (2.8 g) and Pd-C (560 mg) in methanol (25 mL).

3-Methyl-2-(6-trifluoromethoxy-benzothiazol-2-ylamino)-3H-benzoimidazole-5-carboxylic acid ethyl ester (2.8 g) was prepared by following General Procedure D
15 starting from 6-trifluoromethoxy-benzothiazol-2-ylamine (2.9 g), 4-amino-3-methylamino-benzoic acid ethyl ester (2.1 g), thioCDI (2.2 g) and EDC (2.4 g) in DMF (30 mL).

3-Methyl-2-(6-trifluoromethoxy-benzothiazol-2-ylamino)-3H-benzoimidazole-5-carboxylic acid (2.5 g) was prepared by following General Procedure E starting from 3-methyl-2-(6-trifluoromethoxy-benzothiazol-2-ylamino)-3H-benzoimidazole-5-carboxylic
20 acid ethyl ester (2.8 g) and 2 N NaOH (6 mL) in methanol:THF (1:1, 12 mL).

3-Methyl-2-(6-trifluoromethoxy-benzothiazol-2-ylamino)-3H-benzoimidazole-5-carboxylic acid [2-(2-hydroxy-ethoxy)-ethyl]-amide (50 mg) was prepared by following General Procedure F starting from 3-methyl-2-(6-trifluoromethoxy-benzothiazol-2-ylamino)-3H-benzoimidazole-5-carboxylic acid (80 mg), 2-(2-amino-ethoxy)-ethanol (24
25 mg), HBTU (80 mg), and DIEA (70 μ L) in DMF (1 mL). LC/MS: m/z 495.5.

Example 287, as shown in Table 1, is made by procedures analogous to those described below for Example 288. An observed m/z value for this example is 429.6.

30 Example 288:

2-(6-Chloro-benzothiazol-2-ylamino)-3-methyl-3H-benzoimidazole-5-carboxylic acid [2-(2-hydroxy-ethoxy)-ethyl]-amide

2-(6-Chloro-benzothiazol-2-ylamino)-3-methyl-3H-benzoimidazole-5-carboxylic acid ethyl ester (1.2 g) was prepared by following General Procedure D starting from 6-

chloro-benzothiazol-2-ylamine (1.2 g), 4-amino-3-methylamino-benzoic acid ethyl ester (1.2 g), thioCDI (1 g) and EDC (1.1 g) in DMF (20 mL).

2-(6-Chloro-benzothiazol-2-ylamino)-3-methyl-3H-benzoimidazole-5-carboxylic acid (1 g) was prepared by following General Procedure E starting from 2-(6-chloro-benzothiazol-2-ylamino)-3-methyl-3H-benzoimidazole-5-carboxylic acid ethyl ester (1.2 g) and 2 N NaOH (5 mL) in methanol:THF (1:1, 20 mL).

2-(6-Chloro-benzothiazol-2-ylamino)-3-methyl-3H-benzoimidazole-5-carboxylic acid [2-(2-hydroxy-ethoxy)-ethyl]-amide (40 mg) was prepared by following General Procedure F starting from 2-(6-chloro-benzothiazol-2-ylamino)-3-methyl-3H-benzoimidazole-5-carboxylic acid (70 mg), 2-(2-amino-ethoxy)-ethanol (23 mg), HBTU (80 mg), and DIEA (70 μ L) in DMF (1 mL). LC/MS: m/z 445.6.

Examples 289 to 291, as shown in Table 1, are made by procedures analogous to those described above for Example 55. Observed m/z values for these examples are as follows. Example 289: 476.6. Example 290: 426.6. Example 291: 426.5.

Example 292:

2-(6-Chloro-benzothiazol-2-ylamino)-1-methyl-1H-benzoimidazole-5-carboxylic acid [(R)-1-(2-hydroxy-ethyl)-pyrrolidin-3-yl]-amide

2-(6-Chloro-benzothiazol-2-ylamino)-1-methyl-1H-benzoimidazole-5-carboxylic acid [(R)-1-(2-hydroxy-ethyl)-pyrrolidin-3-yl]-amide (25 mg) was prepared starting from 2-(6-chloro-benzothiazol-2-ylamino)-1-methyl-1H-benzoimidazole-5-carboxylic acid (R)-pyrrolidin-3-ylamide dihydrochloride (200 mg), 2-bromo-ethanol (50 μ L) and Cs_2CO_3 (300 mg) in DMF (1 mL). The reaction was heated to 50 $^\circ\text{C}$ for 8 h. The reaction was filtered and purified with silica gel chromatography using DCM:10% methanol in DCM (100:0 to 0:100) as an eluent system to give pure product. LC/MS: m/z 470.6.

Example 293:

2-(6-Chloro-benzothiazol-2-ylamino)-1-methyl-1H-benzoimidazole-5-carboxylic acid [(S)-1-(2-hydroxy-ethyl)-pyrrolidin-3-yl]-amide

2-(6-Chloro-benzothiazol-2-ylamino)-1-methyl-1H-benzoimidazole-5-carboxylic acid [(S)-1-(2-hydroxy-ethyl)-pyrrolidin-3-yl]-amide (20 mg) was prepared starting from 2-(6-chloro-benzothiazol-2-ylamino)-1-methyl-1H-benzoimidazole-5-carboxylic acid (S)-pyrrolidin-3-ylamide dihydrochloride (200 mg), 2-bromo-ethanol (50 μ L) and Cs_2CO_3 (300

mg) in DMF (1 mL). The reaction was heated to 50 °C for 8 h. The reaction was filtered and purified with silica gel chromatography using DCM:10% methanol in DCM (100:0 to 0:100) as an eluent system to give pure product. LC/MS: m/z 470.8.

5 Example 294:

1-Methyl-2-(6-trifluoromethoxy-benzothiazol-2-ylamino)-1H-benzoimidazole-5-carboxylic acid [1-((R)-2-hydroxy-propyl)-pyrrolidin-3-yl]-amide

3-[[1-Methyl-2-(6-trifluoromethoxy-benzothiazol-2-ylamino)-1H-benzoimidazole-5-carboxyl]-amino]-pyrrolidine-1-carboxylic acid tert-butyl ester (400 mg) was prepared by following General Procedure F starting from 1-methyl-2-(6-trifluoromethoxy-benzothiazol-2-ylamino)-1H-benzoimidazole-5-carboxylic acid (408 mg), 3-amino-pyrrolidine-1-carboxylic acid tert-butyl ester (220 mg), HBTU (457 mg), and DIEA (350 uL) in DMF (3 mL).

1-Methyl-2-(6-trifluoromethoxy-benzothiazol-2-ylamino)-1H-benzoimidazole-5-carboxylic acid pyrrolidin-3-ylamide dihydrochloride (330 mg) was prepared by following General Procedure L starting from 3-[[1-methyl-2-(6-trifluoromethoxy-benzothiazol-2-ylamino)-1H-benzoimidazole-5-carboxyl]-amino]-pyrrolidine-1-carboxylic acid tert-butyl ester (400 mg) in 4M HCl in dioxane (2 mL).

1-Methyl-2-(6-trifluoromethoxy-benzothiazol-2-ylamino)-1H-benzoimidazole-5-carboxylic acid [1-((R)-2-hydroxy-propyl)-pyrrolidin-3-yl]-amide (15 mg) was prepared using 1-methyl-2-(6-trifluoromethoxy-benzothiazol-2-ylamino)-1H-benzoimidazole-5-carboxylic acid pyrrolidin-3-ylamide dihydrochloride (47 mg), (R)-2-methyl-oxirane (excess) and DIEA (35 uL) in DMF (1 mL). The reaction was stirred at 80 °C overnight. The pure product was isolated through silica gel chromatography using DCM: (10%) methanol in DCM (from 100:0 to 0:100) as eluent system. LC/MS: m/z 534.6.

Example 295:

2-(6-Chloro-benzothiazol-2-ylamino)-1-methyl-1H-benzoimidazole-5-carboxylic acid [(R)-1-((R)-2-hydroxy-propionyl)-pyrrolidin-3-yl]-amide

2-(6-Chloro-benzothiazol-2-ylamino)-1-methyl-1H-benzoimidazole-5-carboxylic acid [(R)-1-((R)-2-hydroxy-propionyl)-pyrrolidin-3-yl]-amide (20 mg) was prepared by following General Procedure F starting from 2-(6-chloro-benzothiazol-2-ylamino)-1-methyl-1H-benzoimidazole-5-carboxylic acid (50 mg), (R)-1-((R)-3-amino-pyrrolidin-1-yl)-

2-hydroxy-propan-1-one (100 mg), HBTU (150 mg), and DIEA (100 μ L) in DMF (1 mL).
LC/MS: m/z 498.6.

Example 296:

5 2-(6-Chloro-benzothiazol-2-ylamino)-1-methyl-1H-benzoimidazole-5-carboxylic acid [(R)-1-((R)-2-hydroxy-propyl)-pyrrolidin-3-yl]-amide

[(R)-1-((R)-2-Hydroxy-propionyl)-pyrrolidin-3-yl]-carbamic acid tert-butyl ester (500 mg) was prepared by following General Procedure F starting from (R)-2-hydroxy-propionic acid (200 mg), (R)-pyrrolidin-3-yl-carbamic acid tert-butyl ester (372 mg),
10 HBTU (800 mg), and DIEA (400 μ L) in DMF (4 mL).

[(R)-1-((R)-2-Hydroxy-propyl)-pyrrolidin-3-yl]-carbamic acid tert-butyl ester (244 mg) was prepared from [(R)-1-((R)-2-hydroxy-propionyl)-pyrrolidin-3-yl]-carbamic acid tert-butyl ester (500 mg) and 1 M borane in THF (6 mL). The reaction was stirred at room temperature for 30 min and then stirred at 50 °C for 8 h. The reaction was added
15 to methanol (20 mL). The solvent was evaporated and crude compound was purified by flash chromatography using DCM:methanol gradient.

(R)-1-((R)-3-Amino-pyrrolidin-1-yl)-propan-2-ol dihydrochloride (140 mg) was prepared by following General Procedure L starting from [(R)-1-((R)-2-hydroxy-propyl)-pyrrolidin-3-yl]-carbamic acid tert-butyl ester (244 mg) and DCM (2 mL) in 4M HCl in
20 dioxane (2 mL).

2-(6-Chloro-benzothiazol-2-ylamino)-1-methyl-1H-benzoimidazole-5-carboxylic acid [(R)-1-((R)-2-hydroxy-propyl)-pyrrolidin-3-yl]-amide (20 mg) was prepared by following General Procedure F starting from 2-(6-chloro-benzothiazol-2-ylamino)-1-methyl-1H-benzoimidazole-5-carboxylic acid (60 mg), (R)-1-((R)-3-amino-pyrrolidin-1-yl)-propan-2-ol (100 mg), HBTU (180 mg), and DIEA (100 μ L) in DMF (1 mL). LC/MS: m/z
25 484.7. ^1H NMR (DMSO- d_6 , 400 MHz): δ 8.43 (m, 1H), 8.08 (s, 1H), 7.93-7.92 (d, 1H), 7.75 (br.m, 1H), 7.47-7.45 (br.d, 1H), 7.40-7.37 (m, 1H), 4.52-4.42 (m, 2H), 3.77-3.73 (m, 1H), 3.66 (s, 3H), 2.92-2.78 (m, 2H), 2.63-2.60 (m, 2H), 2.46-2.43 (m, 2H), 2.19-2.14 (m, 1H), 1.86-1.78 (m, 1H) 1.07-1.06 (d, 3H) -NH and OH proton signal was not
30 observed.

Example 297, as shown in Table 1, is made by procedures analogous to those described above for Example 296. An observed m/z value for this example is 518.7.

Example 298:1-Methyl-2-(6-trifluoromethoxy-benzothiazol-2-ylamino)-1H-benzoimidazole-5-carboxylic acid [1-(2-hydroxy-2-methyl-propyl)-pyrrolidin-3-yl]-amide

1-Methyl-2-(6-trifluoromethoxy-benzothiazol-2-ylamino)-1H-benzoimidazole-5-carboxylic acid [1-(2-hydroxy-2-methyl-propyl)-pyrrolidin-3-yl]-amide (16 mg) was prepared using 1-methyl-2-(6-trifluoromethoxy-benzothiazol-2-ylamino)-1H-benzoimidazole-5-carboxylic acid pyrrolidin-3-ylamide dihydrochloride (47 mg), 2,2-dimethyl-oxirane (excess) and DIEA (70 μ L) in DMF (1 mL). The reaction was stirred at 80 °C overnight. The pure product was isolated through silica gel chromatography using DCM: (10%) methanol in DCM (from 100:0 to 0:100) as eluent system. LC/MS: m/z 548.7.

Example 299, as shown in Table 1, is made by procedures analogous to those described above for Example 266. An observed m/z value for this example is 498.5.

Example 300:2-(6-Chloro-benzothiazol-2-ylamino)-1-methyl-1H-benzoimidazole-5-carboxylic acid [1-(2-methanesulfonylamino-ethyl)-pyrrolidin-3-yl]-amide

[2-(3-{[2-(6-Chloro-benzothiazol-2-ylamino)-1-methyl-1H-benzoimidazole-5-carboxyl]-amino}-pyrrolidin-1-yl)-ethyl]-carbamic acid tert-butyl ester (56 mg) was prepared by following General Procedure P starting from 2-(6-chloro-benzothiazol-2-ylamino)-1-methyl-1H-benzoimidazole-5-carboxylic acid pyrrolidin-3-ylamide dihydrochloride (84 mg), (2-oxo-ethyl)-carbamic acid tert-butyl ester (40 mg), and Na(OAc)₃BH (65 mg) in DCM (2 mL).

2-(6-Chloro-benzothiazol-2-ylamino)-1-methyl-1H-benzoimidazole-5-carboxylic acid [1-(2-amino-ethyl)-pyrrolidin-3-yl]-amide trihydrochloride (46 mg) was prepared by following General Procedure L starting from [2-(3-{[2-(6-chloro-benzothiazol-2-ylamino)-1-methyl-1H-benzoimidazole-5-carboxyl]-amino}-pyrrolidin-1-yl)-ethyl]-carbamic acid tert-butyl ester (56 mg) in 4M HCl in dioxane (1 mL).

2-(6-Chloro-benzothiazol-2-ylamino)-1-methyl-1H-benzoimidazole-5-carboxylic acid [1-(2-methanesulfonylamino-ethyl)-pyrrolidin-3-yl]-amide (15 mg) was prepared by following General Procedure Q starting from 2-(6-chloro-benzothiazol-2-ylamino)-1-methyl-1H-benzoimidazole-5-carboxylic acid [1-(2-amino-ethyl)-pyrrolidin-3-yl]-amide

dihydrochloride(46 mg), methanesulfonyl chloride (1-2 drops) and triethylamine (30 uL) in DCM (1 mL). LC/MS: m/z 547.6.

Example 301:

5 2-(6-Chloro-benzothiazol-2-ylamino)-1-(2-methoxy-ethyl)-1H-benzoimidazole-5-carboxylic acid [1-(2-hydroxy-ethyl)-piperidin-4-yl]-amide

4-{{2-(6-Chloro-benzothiazol-2-ylamino)-1-(2-methoxy-ethyl)-1H-benzoimidazole-5-carbonyl]-amino}-piperidine-1-carboxylic acid tert-butyl ester (160 mg) was prepared by following General Procedure F starting from 2-(6-chloro-benzothiazol-2-ylamino)-1-(2-methoxy-ethyl)-1H-benzoimidazole-5-carboxylic acid (180 mg), 4-amino-piperidine-1-carboxylic acid tert-butyl ester (150 mg), HBTU (200 mg), and DIEA (1.2 mL) in DMF (2 mL).

2-(6-Chloro-benzothiazol-2-ylamino)-1-(2-methoxy-ethyl)-1H-benzoimidazole-5-carboxylic acid piperidin-4-ylamide dihydrochloride (150 mg) was prepared by following General Procedure L starting from 4-{{2-(6-chloro-benzothiazol-2-ylamino)-1-(2-methoxy-ethyl)-1H-benzoimidazole-5-carbonyl]-amino}-piperidine-1-carboxylic acid tert-butyl ester (160 mg) in 4M HCl in dioxane (2 mL).

2-(6-Chloro-benzothiazol-2-ylamino)-1-(2-methoxy-ethyl)-1H-benzoimidazole-5-carboxylic acid [1-(2-hydroxy-ethyl)-piperidin-4-yl]-amide (52 mg) was prepared by following General Procedure P starting from 2-(6-chloro-benzothiazol-2-ylamino)-1-(2-methoxy-ethyl)-1H-benzoimidazole-5-carboxylic acid piperidin-4-ylamide dihydrochloride (145 mg), [1,4]dioxane-2,5-diol (55 mg), and Na(OAc)₃BH (95 mg) in DCM (2 mL). LC/MS: m/z 528.6.

25 Example 302, as shown in Table 1, is made by procedures analogous to those described above for Example 55. An observed m/z value for this example is 454.5.

Example 303:

30 2-(6-Chloro-benzothiazol-2-ylamino)-1-methyl-1H-benzoimidazole-5-carboxylic acid [1-(2-hydroxy-ethyl)-piperidin-4-ylmethyl]-amide

4-{{2-(6-Chloro-benzothiazol-2-ylamino)-1-methyl-1H-benzoimidazole-5-carbonyl]-amino}-methyl-piperidine-1-carboxylic acid tert-butyl ester (155 mg) was prepared by following General Procedure F starting from 2-(6-chloro-benzothiazol-2-ylamino)-1-methyl-1H-benzoimidazole-5-carboxylic acid (150 mg), 4-aminomethyl-

piperidine-1-carboxylic acid tert-butyl ester (100 mg), HBTU (200 mg), and DIEA (1.2 mL) in DMF (2 mL).

2-(6-Chloro-benzothiazol-2-ylamino)-1-methyl-1H-benzoimidazole-5-carboxylic acid (piperidin-4-ylmethyl)-amide dihydrochloride (150 mg) was prepared by following
5 General Procedure L starting from 4-([2-(6-chloro-benzothiazol-2-ylamino)-1-methyl-1H-benzoimidazole-5-carboxyl]-amino)-methyl)-piperidine-1-carboxylic acid tert-butyl ester (155 mg) in 4M HCl in dioxane (2 mL).

2-(6-Chloro-benzothiazol-2-ylamino)-1-methyl-1H-benzoimidazole-5-carboxylic acid [1-(2-hydroxy-ethyl)-piperidin-4-ylmethyl]-amide (35 mg) was prepared by following
10 General Procedure P starting from 2-(6-chloro-benzothiazol-2-ylamino)-1-methyl-1H-benzoimidazole-5-carboxylic acid (piperidin-4-ylmethyl)-amide dihydrochloride (135 mg), [1,4]dioxane-2,5-dio (65 mg), and Na(OAc)₃BH (95 mg) in DCM (2 mL). LC/MS: m/z 498.5.

15 Example 304:

2-(6-Chloro-benzothiazol-2-ylamino)-1-(2-methoxy-ethyl)-1H-benzoimidazole-5-carboxylic acid [1-(2-hydroxy-ethyl)-piperidin-4-ylmethyl]-amide

4-([2-(6-Chloro-benzothiazol-2-ylamino)-1-(2-methoxy-ethyl)-1H-benzoimidazole-5-carboxyl]-amino)-methyl)-piperidine-1-carboxylic acid tert-butyl ester
20 (160 mg) was prepared by following General Procedure F starting from 2-(6-Chloro-benzothiazol-2-ylamino)-1-(2-methoxy-ethyl)-1H-benzoimidazole-5-carboxylic acid (180 mg), 4-aminomethyl-piperidine-1-carboxylic acid tert-butyl ester (150 mg), HBTU (200 mg), and DIEA (1.2 mL) in DMF (2 mL).

2-(6-Chloro-benzothiazol-2-ylamino)-1-(2-methoxy-ethyl)-1H-benzoimidazole-5-carboxylic acid (piperidin-4-ylmethyl)-amide dihydrochloride (145 mg) was prepared by
25 following General Procedure L starting from 4-([2-(6-chloro-benzothiazol-2-ylamino)-1-(2-methoxy-ethyl)-1H-benzoimidazole-5-carboxyl]-amino)-methyl)-piperidine-1-carboxylic acid tert-butyl ester (160 mg) in 4M HCl in dioxane (2 mL).

2-(6-Chloro-benzothiazol-2-ylamino)-1-(2-methoxy-ethyl)-1H-benzoimidazole-5-carboxylic acid [1-(2-hydroxy-ethyl)-piperidin-4-ylmethyl]-amide (45 mg) was prepared by
30 following General Procedure P starting from 2-(6-chloro-benzothiazol-2-ylamino)-1-(2-methoxy-ethyl)-1H-benzoimidazole-5-carboxylic acid (piperidin-4-ylmethyl)-amide dihydrochloride (136 mg), [1,4]dioxane-2,5-diol (54 mg), and Na(OAc)₃BH (95 mg) in DCM (2 mL). LC/MS: m/z 542.7.

Example 305, as shown in Table 1, is made by procedures analogous to those described below for Example 306. An observed m/z value for this example is 520.6.

Example 306:

5 [2-(6-Chloro-benzothiazol-2-ylamino)-1-methyl-1H-benzoimidazol-5-yl]-[4-(2-hydroxy-ethyl)-piperazin-1-yl]-methanone

[2-(6-Chloro-benzothiazol-2-ylamino)-1-methyl-1H-benzoimidazol-5-yl]-[4-(2-hydroxy-ethyl)-piperazin-1-yl]-methanone (315 mg) was prepared by following General Procedure F starting 2-(6-chloro-benzothiazol-2-ylamino)-1-methyl-1H-benzoimidazole-5-carboxylic acid (358 mg), 2-piperazin-1-yl-ethanol (143 mg), HBTU (419 mg), and
10 DIEA (350 uL) in DMF (3 mL). LC/MS: m/z 470.6.

Example 307, as shown in Table 1, is made by procedures analogous to those described above for Example 205. An observed m/z value for this example is 533.5.

15

Example 308, as shown in Table 1, is made by procedures analogous to those described below for Example 313. An observed m/z value for this example is 511.5.

Examples 309 and 310, as shown in Table 1, are made by procedures analogous to those described above for Example 55. Observed m/z values for these examples are as follows. Example 309: 441.6. Example 310: 441.8.

20

Examples 311 and 312, as shown in Table 1, are made by procedures analogous to those described below for Example 313. Observed m/z values for these examples are as follows. Example 311: 526.9. Example 312: 526.7.

25

Example 313:

2-(6-Chloro-benzothiazol-2-ylamino)-1-methyl-1H-benzoimidazole-5-carboxylic acid [1-(2-dimethylamino-acetyl)-piperidin-4-yl]-amide

30 4-[[2-(6-Chloro-benzothiazol-2-ylamino)-1-methyl-1H-benzoimidazole-5-carbonyl]-amino]-piperidine-1-carboxylic acid tert-butyl ester (800 mg) was prepared by following General Procedure F starting from 2-(6-chloro-benzothiazol-2-ylamino)-1-methyl-1H-benzoimidazole-5-carboxylic acid (716 mg), 4-amino-piperidine-1-carboxylic acid tert-butyl ester (500 mg), HBTU (952 mg), and DIEA (700 uL) in DMF (5 mL).

2-(6-Chloro-benzothiazol-2-ylamino)-1-methyl-1H-benzimidazole-5-carboxylic acid piperidin-4-ylamide dihydrochloride (750 mg) was prepared by following General Procedure L starting from 4-[[2-(6-chloro-benzothiazol-2-ylamino)-1-methyl-1H-benzimidazole-5-carbonyl]-amino]-piperidine-1-carboxylic acid tert-butyl ester (800 mg) in 4M HCl in dioxane (5 mL).

2-(6-Chloro-benzothiazol-2-ylamino)-1-methyl-1H-benzimidazole-5-carboxylic acid [1-(2-dimethylamino-acetyl)-piperidin-4-yl]-amide (52 mg) was prepared by following General Procedure F starting from 2-(6-chloro-benzothiazol-2-ylamino)-1-methyl-1H-benzimidazole-5-carboxylic acid piperidin-4-ylamide dihydrochloride (88 mg), dimethylamino-acetic acid (26 mg), HBTU (95 mg), and DIEA (70 uL) in DMF (1 mL). LC/MS: m/z 525.5. ¹H NMR (DMSO-d₆, 400 MHz): δ 8.40-8.38 (d, 1H), 8.11 (s, 1H), 7.96 (m, 1H), 7.80-7.78 (d, 1H), 7.55-7.50 (m, 2H), 7.43-7.40 (d, 1H), 4.43-4.25 (m, 2H), 4.09-4.08 (br.m, 1H), 3.68 (s, 3H), 3.67-3.65 (m, 1H), 3.57-3.50 (m, 1H), 3.22-3.17 (m, 1H), 2.93-2.82 (m, 6H), 1.96-1.89 (m, 2H), 1.59-1.46 (m, 2H), 1.30-1.25 (m, 1H) -NH proton signal was not observed.

Examples 314 and 315, as shown in Table 1, are made by procedures analogous to those described above for Example 313. Observed m/z values for these examples are as follows. Example 314: 539.7. Example 315: 583.7.

Example 316:

2-(6-Chloro-benzothiazol-2-ylamino)-1-methyl-1H-benzimidazole-5-carboxylic acid ((R)-1-methyl-pyrrolidin-3-yl)-amide

(R)-3-[[2-(6-Chloro-benzothiazol-2-ylamino)-1-methyl-1H-benzimidazole-5-carbonyl]-amino]-pyrrolidine-1-carboxylic acid tert-butyl ester (55 mg) was prepared by following General Procedure F starting from 2-(6-chloro-benzothiazol-2-ylamino)-1-methyl-1H-benzimidazole-5-carboxylic acid (70 mg), (R)-3-amino-pyrrolidine-1-carboxylic acid tert-butyl ester (45 mg), HBTU (95 mg), and DIEA (70 uL) in DMF (1 mL).

2-(6-Chloro-benzothiazol-2-ylamino)-1-methyl-1H-benzimidazole-5-carboxylic acid (R)-pyrrolidin-3-ylamide dihydrochloride (45 mg) was prepared by following General Procedure L starting from (R)-3-[[2-(6-chloro-benzothiazol-2-ylamino)-1-methyl-1H-benzimidazole-5-carbonyl]-amino]-pyrrolidine-1-carboxylic acid tert-butyl ester (55 mg) in 4M HCl in dioxane (1 mL).

2-(6-Chloro-benzothiazol-2-ylamino)-1-methyl-1H-benzoimidazole-5-carboxylic acid ((R)-1-methyl-pyrrolidin-3-yl)-amide (42 mg) was prepared by following General Procedure P starting from 2-(6-chloro-benzothiazol-2-ylamino)-1-methyl-1H-benzoimidazole-5-carboxylic acid (R)-pyrrolidin-3-ylamide dihydrochloride (51 mg), 37% formaldehyde (500 μ L), and Na(OAc)₃BH (40 mg) in DCM (500 μ L). LC/MS: m/z 440.5.

Example 317:

2-(6-Chloro-benzothiazol-2-ylamino)-1-methyl-1H-benzoimidazole-5-carboxylic acid ((S)-1-methyl-pyrrolidin-3-yl)-amide

10 (S)-3-[[2-(6-Chloro-benzothiazol-2-ylamino)-1-methyl-1H-benzoimidazole-5-carbonyl]-amino]-pyrrolidine-1-carboxylic acid tert-butyl ester (65 mg) was prepared by following General Procedure F starting from 2-(6-chloro-benzothiazol-2-ylamino)-1-methyl-1H-benzoimidazole-5-carboxylic acid (70 mg), (S)-3-amino-pyrrolidine-1-carboxylic acid tert-butyl ester (46 mg), HBTU (95 mg), and DIEA (70 μ L) in DMF (1 mL).

15 2-(6-Chloro-benzothiazol-2-ylamino)-1-methyl-1H-benzoimidazole-5-carboxylic acid (S)-pyrrolidin-3-ylamide dihydrochloride (51 mg) was prepared by following General Procedure L starting from (S)-3-[[2-(6-chloro-benzothiazol-2-ylamino)-1-methyl-1H-benzoimidazole-5-carbonyl]-amino]-pyrrolidine-1-carboxylic acid tert-butyl ester (65 mg) in 4M HCl in dioxane (1 mL).

20 2-(6-Chloro-benzothiazol-2-ylamino)-1-methyl-1H-benzoimidazole-5-carboxylic acid ((S)-1-methyl-pyrrolidin-3-yl)-amide (35 mg) was prepared by following General Procedure P starting from 2-(6-chloro-benzothiazol-2-ylamino)-1-methyl-1H-benzoimidazole-5-carboxylic acid (S)-pyrrolidin-3-ylamide dihydrochloride (45 mg), 37% formaldehyde (500 μ L), and Na(OAc)₃BH (32 mg) in DCM (500 μ L). LC/MS: m/z 440.7.

25 Examples 318 to 321, as shown in Table 1, are made by procedures analogous to those described above for Example 205. Observed m/z values for these examples are as follows. Example 318: 469.8. Example 319: 455.8. Example 320: 519.6. Example 321: 442.8.

30

Example 322:1-Methyl-2-(6-trifluoromethoxy-benzothiazol-2-ylamino)-1H-benzoimidazole-5-carboxylic acid (2-methanesulfonylamino-ethyl)-amide

1-Methyl-2-(6-trifluoromethoxy-benzothiazol-2-ylamino)-1H-benzoimidazole-5-carboxylic acid (2-methanesulfonylamino-ethyl)-amide (57 mg) was prepared by following General Procedure Q starting from 1-methyl-2-(6-trifluoromethoxy-benzothiazol-2-ylamino)-1H-benzoimidazole-5-carboxylic acid (2-amino-ethyl)-amide dihydrochloride (75 mg), methanesulfonyl chloride (16 mg), and triethylamine (62 uL). LC/MS: m/z 529.6.

10

Example 323:1-Methyl-2-(6-trifluoromethoxy-benzothiazol-2-ylamino)-1H-benzoimidazole-5-carboxylic acid [2-(2-dimethylamino-acetylamino)-ethyl]-amide

1-Methyl-2-(6-trifluoromethoxy-benzothiazol-2-ylamino)-1H-benzoimidazole-5-carboxylic acid [2-(2-dimethylamino-acetylamino)-ethyl]-amide (62 mg) was prepared by following General Procedure F starting from 1-methyl-2-(6-trifluoromethoxy-benzothiazol-2-ylamino)-1H-benzoimidazole-5-carboxylic acid (2-amino-ethyl)-amide dihydrochloride (60 mg), N,N-dimethylglycine hydrochloride (18 mg), HBTU (57 mg), and DIEA (33 uL). LC/MS: m/z 536.8. ¹H NMR (DMSO-d₆, 400 MHz): δ 12.37 (bs, 1H), 8.48 (s, 1H), 8.08 (s, 1H), 8.04 (s, 1H), 7.94 (s, 1H), 7.80-7.65 (m, 2H), 7.49 (d, 1H), 7.37 (d, 1H), 3.76-3.46 (m, 5H), 2.97 (s, 2H), 2.89 (s, 2H), 2.25 (s, 6H).

20

Example 324:2-(6-Chloro-benzothiazol-2-ylamino)-1-methyl-1H-benzoimidazole-5-carboxylic acid [2-(2-dimethylamino-acetylamino)-ethyl]-amide

(2-[[2-(6-Chloro-benzothiazol-2-ylamino)-1-methyl-1H-benzoimidazole-5-carboxyl]-amino]-ethyl)-carbamic acid tert-butyl ester (290 mg) was prepared by following General Procedure F using 2-(6-chloro-benzothiazol-2-ylamino)-1-methyl-1H-benzoimidazole-5-carboxylic acid (300 mg), (2-amino-ethyl)-carbamic acid tert-butyl ester (147 mg), HBTU (380 mg), and DIEA (219 uL).

30

2-(6-Chloro-benzothiazol-2-ylamino)-1-methyl-1H-benzoimidazole-5-carboxylic acid (2-amino-ethyl)-amide dihydrochloride (225 mg) was prepared by following General Procedure L using 2-[[2-(6-chloro-benzothiazol-2-ylamino)-1-methyl-1H-

benzimidazole-5-carbonyl]-amino}-ethyl)-carbamic acid tert-butyl ester (250 mg) and hydrogen chloride (1.25 mL, 4.0 M solution in 1,4-dioxane).

2-(6-Chloro-benzothiazol-2-ylamino)-1-methyl-1H-benzimidazole-5-carboxylic acid [2-(2-dimethylamino-acetyl-amino)-ethyl]-amide (64 mg) was prepared by following
5 General Procedure F starting from 2-(6-chloro-benzothiazol-2-ylamino)-1-methyl-1H-benzimidazole-5-carboxylic acid (2-amino-ethyl)-amide dihydrochloride (75 mg), N,N-dimethylglycine hydrochloride (24 mg), HBTU (79 mg), and DIEA (46 μ L). LC/MS: m/z 486.9. ^1H NMR (DMSO- d_6 , 400 MHz): δ 12.38 (bs, 1H), 8.64-8.44 (m, 1H), 8.22 (bs, 1H), 8.08 (s, 1H), 7.93 (s, 1H), 7.83-7.59 (m, 2H), 7.55-7.45 (m, 1H), 7.41 (d, 1H), 3.79-3.56
10 (m, 5H), 3.44-3.34 (m, 2H), 3.20-3.09 (m, 2H), 2.71 (s, 6H).

Examples 325 and 326, as shown in Table 1, are made by procedures analogous to those described above for Example 313. Observed m/z values for these examples are as follows. Example 325: 508.0. Example 326: 524.0.

15

Examples 327 to 334, as shown in Table 1, are made by procedures analogous to those described above for Example 205. Observed m/z values for these examples are as follows. Example 327: 502.9. Example 328: 501.5. Example 329: 518.5. Example 330: 519.6. Example 331: 483.7. Example 332: 527.7. Example 333: 519.0. Example 334:
20 468.9.

Example 335:

2-(6-Chloro-benzothiazol-2-ylamino)-1-methyl-1H-benzimidazole-5-carboxylic acid [2-(4,4-difluoro-piperidin-1-yl)-ethyl]-amide

25

2-(6-Chloro-benzothiazol-2-ylamino)-1-methyl-1H-benzimidazole-5-carboxylic acid (2,2-dimethoxy-ethyl)-amide (700 mg) was prepared by following General Procedure F starting from 2-(6-chloro-benzothiazol-2-ylamino)-1-methyl-1H-benzimidazole-5-carboxylic acid (716 mg), 2,2-dimethoxy-ethylamine (265 mg), HBTU (952 mg), and DIEA (700 μ L) in DMF (5 mL).

30

2-(6-Chloro-benzothiazol-2-ylamino)-1-methyl-1H-benzimidazole-5-carboxylic acid (2-oxo-ethyl)-amide (574 mg) was prepared starting from 2-(6-chloro-benzothiazol-2-ylamino)-1-methyl-1H-benzimidazole-5-carboxylic acid (2,2-dimethoxy-ethyl)-amide (700 mg) in 4M HCl-dioxane (3 mL). The reaction was heated to 50 $^{\circ}$ C for 5 h. The solvent was evaporated to give crude product.

2-(6-Chloro-benzothiazol-2-ylamino)-1-methyl-1H-benzimidazole-5-carboxylic acid [2 (4,4-difluoro-piperidin-1-yl)-ethyl]-amide (45 mg) was prepared by following General Procedure P starting from 2-(6-chloro-benzothiazol-2-ylamino)-1-methyl-1H-benzimidazole-5-carboxylic acid (2-oxo-ethyl)-amide (80 mg), 4,4-difluoro-piperidine (36 mg), and Na(OAc)₃BH (65 mg) in DCM (2 mL). LC/MS: m/z 504.5. ¹H NMR (DMSO-d₆, 400 MHz): δ 8.97-8.88 (m, 1H), 8.14-8.12 (m, 1H), 7.97-7.96 (m, 1H), 7.88-7.80 (m, 1H), 7.56-7.52 (m, 2H), 7.43-7.40 (m, 1H), 4.08-4.05 (m, 1H), 3.74-3.69 (m, 7H), 3.57-3.47 (m, 1H), 3.46-3.17 (m, 3H), 2.46-2.43 (m, 3H), -NH proton signal was not observed.

10

Example 336, as shown in Table 1, is made by procedures analogous to those described above for Example 335. An observed m/z value for this example is 504.7.

15

Examples 337 and 338, as shown in Table 1, are made by procedures analogous to those described above for Example 205. Observed m/z values for these examples are as follows. Example 337: 534.0. Example 338: 483.8.

20

Example 339, as shown in Table 1, is made by procedures analogous to those described above for Example 55. An observed m/z value for this example is 469.9.

Examples 340 to 342, as shown in Table 1, are made by procedures analogous to those described above for Example 205. Observed m/z values for these examples are as follows. Example 340: 470.8. Example 341: 504.7. Example 342: 568.8.

25

Examples 343 to 347, as shown in Table 1, are made by procedures analogous to those described above for Example 104. Observed m/z values for these examples are as follows. Example 343: 401.8. Example 344: 464.9. Example 345: 414.8. Example 346: 478.9. Example 347: 428.8.

30

Examples 348 to 362, as shown in Table 1, are made by procedures analogous to those described above for Example 205. Observed m/z values for these examples are as follows. Example 348: 492.4. Example 349: 442.6. Example 350: 476.6. Example 351: 520.5. Example 352: 470.5. Example 353: 504.5. Example 354: 468.5. Example 355:

547.5. Example 356: 497.5. Example 357: 531.4. Example 358: 534.9. Example 359: 484.9. Example 360: 534.4. Example 361: 564.8. Example 362: 593.0.

Example 363, as shown in Table 1, is made by procedures analogous to those described below for Example 364. An observed m/z value for this example is 422.7.

Example 364:

2-(6-Ethoxy-benzothiazol-2-ylamino)-1-methyl-1H-benzoimidazole-5-carboxylic acid dimethylcarbamoylmethyl-amide

10 4-Methylamino-3-nitro-benzoic acid (25 g) was prepared by following general procedure A starting from 4-fluoro-3-nitro-benzoic acid (25 g) and 2 M methylamine in THF (100 mL).

4-Methylamino-3-nitro-benzoyl chloride (4.3 g) was prepared starting from 4-methylamino-3-nitro-benzoic acid (4 g) in thionyl chloride (20 mL). The reaction was heated to 80 °C for 8 h. The solvent was evaporated to isolate pure compound without any further purification.

(4-Methylamino-3-nitro-benzoylamino)-acetic acid tert-butyl ester (1.2 g) was prepared starting from 4-methylamino-3-nitro-benzoyl chloride (1 g), amino-acetic acid tert-butyl ester (721 mg), triethylamine (1.4 mL) in DCM (10 mL). The reaction was stirred at 0 °C for 1 h. The reaction was added to DCM (50 mL) and saturated sodium bicarbonate solution (50 mL). The phases were separated, and the aqueous phase was extracted twice with DCM. The combined organics were dried over sodium sulfate and then filtered. The solvent was evaporated and crude compound was purified by flash chromatography using DCM:methanol gradient.

25 (4-Methylamino-3-nitro-benzoylamino)-acetic acid (800 mg) was prepared starting from (4-methylamino-3-nitro-benzoylamino)-acetic acid tert-butyl ester (1.2 g) in 4 M HCl-dioxane (2 mL) and DCM (2 mL). The reaction was stirred at room temperature for 8 h. The solvent was evaporated to isolate pure compound without any further purification.

30 N-Dimethylcarbamoylmethyl-4-methylamino-3-nitro-benzamide (800 mg) was prepared by following General Procedure F starting from (4-methylamino-3-nitro-benzoylamino)-acetic acid (800 mg), 2 M dimethylamine in THF (3 mL), HBTU (1.5 g), and DIEA (1.3 mL) in DMF (2 mL).

3-Amino-N-dimethylcarbamoylmethyl-4-methylamino-benzamide (700 mg) was prepared by following General Procedure B starting from N-dimethylcarbamoylmethyl-4-methylamino-3-nitro-benzamide (800 mg) and Pd-C (160 mg) in methanol (10 mL).

2-(6-Ethoxy-benzothiazol-2-ylamino)-1-methyl-1H-benzoimidazole-5-carboxylic acid dimethylcarbamoylmethyl-amide (15 mg) was prepared by following General Procedure D starting from 6-ethoxy-benzothiazol-2-ylamine (100 mg), 3-amino-N-dimethylcarbamoylmethyl-4-methylamino-benzamide (150 mg), thioCDI (150 mg) and EDC (150 mg) in DMF (3 mL). LC/MS: m/z 452.6.

10 Example 365:

2-(6-Isopropyl-benzothiazol-2-ylamino)-1-methyl-1H-benzoimidazole-5-carboxylic acid dimethylcarbamoylmethyl-amide

2-(6-Isopropyl-benzothiazol-2-ylamino)-1-methyl-1H-benzoimidazole-5-carboxylic acid dimethylcarbamoylmethyl-amide (12 mg) was prepared by following General Procedure D starting from 6-isopropyl-benzothiazol-2-ylamine (150 mg), 3-amino-N-dimethylcarbamoylmethyl-4-methylamino-benzamide (200 mg), thioCDI (200 mg) and EDC (200 mg) in DMF (3 mL). LC/MS: m/z 450.6.

Example 366:

20 2-(6-Chloro-benzothiazol-2-ylamino)-1-(2-methoxy-ethyl)-1H-benzoimidazole-5-carboxylic acid dimethylcarbamoylmethyl-amide

2-(6-Chloro-benzothiazol-2-ylamino)-1-(2-methoxy-ethyl)-1H-benzoimidazole-5-carboxylic acid dimethylcarbamoylmethyl-amide (24 mg) was prepared by following General Procedure F starting from 2-(6-chloro-benzothiazol-2-ylamino)-1-(2-methoxy-ethyl)-1H-benzoimidazole-5-carboxylic acid (80 mg), 2-amino-N,N-dimethyl-acetamide (40 mg), HBTU (95 mg), and DIEA (70 μ L) in DMF (1 mL). LC/MS: m/z 486.5. ^1H NMR (DMSO- d_6 , 400 MHz): δ 8.57-8.56 (m, 1H), 8.11 (s, 1H), 8.01-8.00 (d, 1H), 7.84-7.82 (m, 1H), 7.63-7.61 (d, 1H), 7.57-7.54 (d, 1H), 7.46-7.44 (m, 1H), 4.43-4.40 (t, 2H), 4.14-4.13 (d, 2H), 3.75-3.72 (t, 2H), 3.24 (s, 3H), 3.04 (s, 3H), 2.87 (s, 3H), -NH proton signal was not observed.

Example 367:2-(6-Chloro-benzothiazol-2-ylamino)-1-(2-methylamino-ethyl)-1H-benzoimidazole-5-carboxylic acid dimethylcarbamoylmethyl-amide hydrochloride

4-[2-(tert-Butoxycarbonyl-methyl-amino)-ethylamino]-3-nitro-benzoic acid methyl ester (1.7 g) was prepared by following General Procedure A starting from 4-chloro-3-nitro-benzoic acid methyl ester (1 g), (2-amino-ethyl)-methyl-carbamic acid tert-butyl ester (1.2 g) and DIEA (1.7 mL) in THF (20 mL).

3-Amino-4-[2-(tert-butoxycarbonyl-methyl-amino)-ethylamino]-benzoic acid methyl ester (1.4 g) was prepared by following General Procedure B starting from 4-[2-(tert-butoxycarbonyl-methyl-amino)-ethylamino]-3-nitro-benzoic acid methyl ester (1.7 g) and Pd-C (350 mg) in methanol:EtOAc (1:1, 20 mL).

1-[2-(tert-Butoxycarbonyl-methyl-amino)-ethyl]-2-(6-chloro-benzothiazol-2-ylamino)-1H-benzoimidazole-5-carboxylic acid methyl ester (1.9 g) was prepared by following General Procedure D starting from 6-chloro-benzothiazol-2-ylamine (920 mg), 3-amino-4-[2-(tert-butoxycarbonyl-methyl-amino)-ethylamino]-benzoic acid methyl ester (1.4 g), thioCDI (900 mg) and EDC (960 mg) in DMF (15 mL).

1-[2-(tert-Butoxycarbonyl-methyl-amino)-ethyl]-2-(6-chloro-benzothiazol-2-ylamino)-1H-benzoimidazole-5-carboxylic acid (1.7 g) was prepared by following General Procedure E starting from 1-[2-(tert-butoxycarbonyl-methyl-amino)-ethyl]-2-(6-chloro-benzothiazol-2-ylamino)-1H-benzoimidazole-5-carboxylic acid methyl ester (1.9 g) and 2 N NaOH (5 mL) in methanol:THF (1:1, 10 mL).

{2-[2-(6-Chloro-benzothiazol-2-ylamino)-5-(dimethylcarbamoylmethyl-carbamoyl)-benzoimidazol-1-yl]-ethyl}-methyl-carbamic acid tert-butyl ester (70 mg) was prepared by following General Procedure F starting from 1-[2-(tert-butoxycarbonyl-methyl-amino)-ethyl]-2-(6-chloro-benzothiazol-2-ylamino)-1H-benzoimidazole-5-carboxylic acid (146 mg), 2-amino-N,N-dimethyl-acetamide (50 mg), HBTU (125 mg), and DIEA (100 μ L) in DMF (1 mL).

2-(6-Chloro-benzothiazol-2-ylamino)-1-(2-methylamino-ethyl)-1H-benzoimidazole-5-carboxylic acid dimethylcarbamoylmethyl-amide dihydrochloride (60 mg) was prepared by following General Procedure L starting from {2-[2-(6-chloro-benzothiazol-2-ylamino)-5-(dimethylcarbamoylmethyl-carbamoyl)-benzoimidazol-1-yl]-ethyl}-methyl-carbamic acid tert-butyl ester (70 mg) in 4M HCl in dioxane (1 mL).
LC/MS: m/z 485.5.

Example 368:1-Methyl-2-(6-trifluoromethoxy-benzothiazol-2-ylamino)-1H-benzoimidazole-5-carboxylic acid ((S)-1-dimethylcarbamoyl-2-hydroxy-ethyl)-amide

(S)-3-Hydroxy-2-[[1-methyl-2-(6-trifluoromethoxy-benzothiazol-2-ylamino)-1H-benzoimidazole-5-carbonyl]-amino]-propionic acid ethyl ester (213 mg) was prepared by following General Procedure F starting from 1-methyl-2-(6-trifluoromethoxy-benzothiazol-2-ylamino)-1H-benzoimidazole-5-carboxylic acid (200 mg), L-serine ethyl ester hydrochloride (91 mg), HBTU (223 mg), and DIEA (128 μ L).

(S)-3-Hydroxy-2-[[1-methyl-2-(6-trifluoromethoxy-benzothiazol-2-ylamino)-1H-benzoimidazole-5-carbonyl]-amino]-propionic acid (152 mg) was prepared by following General Procedure E starting from (S)-3-hydroxy-2-[[1-methyl-2-(6-trifluoromethoxy-benzothiazol-2-ylamino)-1H-benzoimidazole-5-carbonyl]-amino]-propionic acid ethyl ester (200 mg) and lithium hydroxide (64 mg).

1-Methyl-2-(6-trifluoromethoxy-benzothiazol-2-ylamino)-1H-benzoimidazole-5-carboxylic acid ((S)-1-dimethylcarbamoyl-2-hydroxy-ethyl)-amide (68 mg) was prepared by following General Procedure F starting from (S)-3-hydroxy-2-[[1-methyl-2-(6-trifluoromethoxy-benzothiazol-2-ylamino)-1H-benzoimidazole-5-carbonyl]-amino]-propionic acid (50 mg), dimethylamine (56 μ L, 2 M in THF), HBTU (46 mg), and DIEA (27 μ L). LC/MS: m/z 524.0.

20

Example 369:1-Methyl-2-(6-trifluoromethyl-benzothiazol-2-ylamino)-1H-benzoimidazole-5-carboxylic acid ((S)-5-amino-1-dimethylcarbamoyl-pentyl)-amide hydrochloride

(S)-6-tert-Butoxycarbonylamino-2-(2-[[1-methyl-2-(6-trifluoromethyl-benzothiazol-2-ylamino)-1H-benzoimidazole-5-carbonyl]-amino]-acetylamino)-hexanoic acid methyl ester (300 mg) was prepared by following General Procedure F starting from 1-methyl-2-(6-trifluoromethyl-benzothiazol-2-ylamino)-1H-benzoimidazole-5-carboxylic acid (392 mg), (S)-2-amino-6-tert-butoxycarbonylamino-hexanoic acid methyl ester (280 mg), HBTU (400 mg), and DIEA (400 μ L) in DMF (2 mL).

(S)-6-tert-Butoxycarbonylamino-2-(2-[[1-methyl-2-(6-trifluoromethyl-benzothiazol-2-ylamino)-1H-benzoimidazole-5-carbonyl]-amino]-acetylamino)-hexanoic acid (260 mg) was prepared by following General Procedure E starting from (S)-6-tert-butoxycarbonylamino-2-(2-[[1-methyl-2-(6-trifluoromethyl-benzothiazol-2-ylamino)-1H-

benzimidazole-5-carbonyl]-amino}-acetylamino)-hexanoic acid methyl ester (300 mg) and 2 N NaOH (2 mL) in MeOH:THF (1:1, 2 mL).

[(S)-5-Dimethylcarbamoyl-5-(2-{[1-methyl-2-(6-trifluoromethyl-benzothiazol-2-ylamino)-1H-benzimidazole-5-carbonyl]-amino}-acetylamino)-pentyl]-carbamic acid tert-butyl ester (200 mg) was prepared by following General Procedure F starting from (S)-6-tert-butoxycarbonylamino-2-(2-{[1-methyl-2-(6-trifluoromethyl-benzothiazol-2-ylamino)-1H-benzimidazole-5-carbonyl]-amino}-acetylamino)-hexanoic acid (260 mg), 2 M dimethylamine in THF (1 mL), HBTU (400 mg), and DIEA (400 μ L) in DMF (2 mL).

1-Methyl-2-(6-trifluoromethyl-benzothiazol-2-ylamino)-1H-benzimidazole-5-carboxylic acid [((S)-5-amino-1-dimethylcarbamoyl-pentylcarbamoyl)-methyl]-amide dihydrochloride (150 mg) was prepared by following General Procedure L starting from [(S)-5-dimethylcarbamoyl-5-(2-{[1-methyl-2-(6-trifluoromethyl-benzothiazol-2-ylamino)-1H-benzimidazole-5-carbonyl]-amino}-acetylamino)-pentyl]-carbamic acid tert-butyl ester (200 mg) in 4M HCl in dioxane (1 mL) and DCM (2 mL). LC/MS: m/z 547.8.

Example 370:

1-Methyl-2-(6-trifluoromethyl-benzothiazol-2-ylamino)-1H-benzimidazole-5-carboxylic acid ((S)-5-dimethylamino-1-dimethylcarbamoyl-pentyl)-amide

1-Methyl-2-(6-trifluoromethyl-benzothiazol-2-ylamino)-1H-benzimidazole-5-carboxylic acid [((S)-5-dimethylamino-1-dimethylcarbamoyl-pentylcarbamoyl)-methyl]-amide (20 mg) was prepared by following General Procedure P starting from 1-methyl-2-(6-trifluoromethyl-benzothiazol-2-ylamino)-1H-benzimidazole-5-carboxylic acid [((S)-5-amino-1-dimethylcarbamoyl-pentylcarbamoyl)-methyl]-amide dihydrochloride (70 mg), 37% formaldehyde solution (500 μ L), and Na(OAc)₃BH (100 mg) in DCM (1 mL) and DMF (500 μ L). LC/MS: m/z 575.7.

Examples 371 to 377, as shown in Table 1, are made by procedures analogous to those described above for Example 135. Observed m/z values for these examples are as follows. Example 371: 456.6. Example 372: 490.6. Example 373: 498.7. Example 374: 532.7. Example 375: 545.5. Example 376: 471.9. Example 377: 526.8.

Example 378, as shown in Table 1, is made by procedures analogous to those described above for Example 83. An observed m/z value for this example is 484.8.

Example 379, as shown in Table 1, is made by procedures analogous to those described above for Example 135. An observed m/z value for this example is 512.7.

5 Examples 380 to 382, as shown in Table 1, are made by procedures analogous to those described below for Example 399. Observed m/z values for these examples are as follows. Example 380: 428.7. Example 381: 462.8. Example 382: 473.7.

10 Example 383, as shown in Table 1, is made by procedures analogous to those described above for Example 278. An observed m/z value for this example is 522.0.

Examples 384 to 386, as shown in Table 1, are made by procedures analogous to those described below for Example 399. Observed m/z values for these examples are as follows. Example 384: 485.7. Example 385: 499.8. Example 386: 512.8.

15 Example 387, as shown in Table 1, is made by procedures analogous to those described above for Example 152. An observed m/z value for this example is 498.4.

20 Example 388, as shown in Table 1, is made by procedures analogous to those described above for Example 316. An observed m/z value for this example is 512.7.

Examples 389 to 393, as shown in Table 1, are made by procedures analogous to those described below for Example 399. Observed m/z values for these examples are as follows. Example 389: 570.6. Example 390: 524.1. Example 391: 473.7. Example 392: 554.0. Example 393: 513.8.

25 Example 394, as shown in Table 1, is made by procedures analogous to those described above for Example 152. An observed m/z value for this example is 499.0.

30 Example 395, as shown in Table 1, is made by procedures analogous to those described below for Example 399. An observed m/z value for this example is 512.7.

Example 396, as shown in Table 1, is made by procedures analogous to those described above for Example 152. An observed m/z value for this example is 513.0.

Examples 397 and 398, as shown in Table 1, are made by procedures analogous to those described below for Example 399. Observed m/z values for these examples are as follows. Example 397: 468.5. Example 398: 535.7.

5 Example 399:

2-(6-Chloro-benzothiazol-2-ylamino)-1-methyl-1H-benzoimidazole-5-carboxylic acid [2-(3-hydroxy-pyrrolidin-1-yl)-2-oxo-ethyl]-amide

2-(6-Chloro-benzothiazol-2-ylamino)-1-methyl-1H-benzoimidazole-5-carboxylic acid [2-(3-hydroxy-pyrrolidin-1-yl)-2-oxo-ethyl]-amide (102 mg) was prepared by following General Procedure F starting from {[2-(6-chloro-benzothiazol-2-ylamino)-1-methyl-1H-benzoimidazole-5-carbonyl]-amino}-acetic acid (100 mg), 3-pyrrolidinol (23 mg), HBTU (109 mg), and DIEA (63 μ L). LC/MS: m/z 485.8. ^1H NMR (DMSO- d_6 , 400 MHz): δ 12.40 (bs, 1H), 8.54 (q, 1H), 8.11 (s, 1H), 7.93 (s, 1H), 7.82 (d, 1H), 7.67 (d, 1H), 7.51 (d, 1H), 7.39 (d, 1H), 5.04 (d, 1H), 4.32 (d, 1H), 4.15-3.97 (m, 2H), 3.63 (s, 15 3H), 3.62-3.51 (m, 2H), 3.50-3.33 (m, 2H), 2.05-1.70 (m, 2H).

Examples 400 to 410, as shown in Table 1, are made by procedures analogous to those described above for Example 399. Observed m/z values for these examples are as follows. Example 400: 484.7. Example 401: 484.7. Example 402: 518.7. Example 403: 20 518.7. Example 404: 529.8. Example 405: 529.8. Example 406: 549.7. Example 407: 551.8. Example 408: 498.7. Example 409: 498.7. Example 410: 532.7.

Examples 411 to 414, as shown in Table 1, are made by procedures analogous to those described above for Example 152. Observed m/z values for these examples are as 25 follows. Example 411: 484.5. Example 412: 533.4. Example 413: 547.5. Example 414: 547.5.

Example 415:

30 1-Methyl-2-(6-trifluoromethoxy-benzothiazol-2-ylamino)-1H-benzoimidazole-5-carboxylic acid [2-((R)-3-dimethylamino-pyrrolidin-1-yl)-2-oxo-ethyl]-amide

1-Methyl-2-(6-trifluoromethoxy-benzothiazol-2-ylamino)-1H-benzoimidazole-5-carboxylic acid [2-((R)-3-dimethylamino-pyrrolidin-1-yl)-2-oxo-ethyl]-amide (45 mg) was prepared by following General Procedure F starting from {[1-methyl-2-(6-trifluoromethoxy-benzothiazol-2-ylamino)-1H-benzoimidazole-5-carbonyl]-amino}-acetic

acid (95 mg), dimethyl-(R)-pyrrolidin-3-yl-amine (20 mg), HBTU (85 mg), and DIEA (70 uL) in DMF (1 mL). LC/MS: m/z 561.4.

Example 416:

5 1-Methyl-2-(6-trifluoromethoxy-benzothiazol-2-ylamino)-1H-benzoimidazole-5-carboxylic acid [2-((S)-3-dimethylamino-pyrrolidin-1-yl)-2-oxo-ethyl]-amide

1-Methyl-2-(6-trifluoromethoxy-benzothiazol-2-ylamino)-1H-benzoimidazole-5-carboxylic acid [2-((S)-3-dimethylamino-pyrrolidin-1-yl)-2-oxo-ethyl]-amide (35 mg) was prepared by following General Procedure F starting from {[1-methyl-2-(6-trifluoromethoxy-benzothiazol-2-ylamino)-1H-benzoimidazole-5-carbonyl]-amino}-acetic acid (95 mg), dimethyl-(S)-pyrrolidin-3-yl-amine (20 mg), HBTU (85 mg), and DIEA (70 uL) in DMF (1 mL). LC/MS: m/z 561.6. ¹H NMR (DMSO-d₆, 400 MHz): δ 8.67-8.66 (m, 1H), 8.12 (s, 1H), 7.96 (s, 1H), 7.84-7.82 (d, 1H), 7.66-7.64 (d, 1H), 7.55-7.53 (d, 1H), 7.40-7.37 (d, 1H), 4.09-4.07 (m, 3H), 3.86-3.80 (m, 2H), 3.69 (s, 3H), 3.57 (s, 2H), 2.82-2.78 (m, 6H), 2.30-2.27 (m, 2H), -NH proton signal was not observed.

Examples 417 and 418, as shown in Table 1, are made by procedures analogous to those described above for Example 399. Observed m/z values for these examples are as follows. Example 417: 512.8. Example 418: 512.9.

20 Example 419:

2-(6-Chloro-benzothiazol-2-ylamino)-1-methyl-1H-benzoimidazole-5-carboxylic acid [2-((S)-2-dimethylcarbamoyl-pyrrolidin-1-yl)-2-oxo-ethyl]-amide

(S)-1-(2-{{2-(6-Chloro-benzothiazol-2-ylamino)-1-methyl-1H-benzoimidazole-5-carbonyl]-amino}-acetyl)-pyrrolidine-2-carboxylic acid methyl ester (114 mg) was prepared by following General Procedure F starting from 2-(6-chloro-benzothiazol-2-ylamino)-1-methyl-1H-benzoimidazole-5-carboxylic acid (100 mg), L-proline methyl ester hydrochloride (44 mg), HBTU (109 mg), and DIEA (63 uL).

(S)-1-(2-{{2-(6-Chloro-benzothiazol-2-ylamino)-1-methyl-1H-benzoimidazole-5-carbonyl]-amino}-acetyl)-pyrrolidine-2-carboxylic acid (54 mg) was prepared by following General Procedure E starting from (S)-1-(2-{{2-(6-chloro-benzothiazol-2-ylamino)-1-methyl-1H-benzoimidazole-5-carbonyl]-amino}-acetyl)-pyrrolidine-2-carboxylic acid methyl ester (90 mg) and lithium hydroxide (29 mg).

2-(6-Chloro-benzothiazol-2-ylamino)-1-methyl-1H-benzimidazole-5-carboxylic acid [2-((S)-2-dimethylcarbamoyl-pyrrolidin-1-yl)-2-oxo-ethyl]-amide (23 mg) was prepared by following General Procedure F starting from (S)-1-(2-{{2-(6-chloro-benzothiazol-2-ylamino)-1-methyl-1H-benzimidazole-5-carbonyl]-amino}-acetyl)-pyrrolidine-2-carboxylic acid (33 mg), dimethylamine (35 uL, 2 M in THF), HBTU (29 mg), and DIEA (17 uL). LC/MS: m/z 540.7.

Example 420, as shown in Table 1, is made by procedures analogous to those described above for Example 399. An observed m/z value for this example is 535.7.

10

Example 421:

2-(6-Chloro-benzothiazol-2-ylamino)-1-methyl-1H-benzimidazole-5-carboxylic acid (2-morpholin-4-yl-2-oxo-ethyl)-amide

2-(6-Chloro-benzothiazol-2-ylamino)-1-methyl-1H-benzimidazole-5-carboxylic acid (2-morpholin-4-yl-2-oxo-ethyl)-amide (75 mg) was prepared by following General Procedure F starting from 2-(6-chloro-benzothiazol-2-ylamino)-1-methyl-1H-benzimidazole-5-carboxylic acid (100 mg), 2-amino-1-morpholino-1-ethanone hydrochloride (56 mg), HBTU (127 mg), and DIEA (73 uL). LC/MS: m/z 485.7. ¹H NMR (DMSO-d₆, 400 MHz): δ 12.38 (bs, 1H), 8.53 (t, 1H), 8.11 (s, 1H), 7.93 (s, 1H), 7.81 (d, 1H), 7.67 (d, 1H), 7.51 (d, 1H), 7.40 (d, 1H), 4.16 (d, 2H), 3.64 (s, 3H), 3.63-3.60 (m, 2H), 3.58 (t, 2H), 3.55-3.50 (m, 2H), 3.50-3.45 (m, 2H).

20

Examples 422 to 424, as shown in Table 1, are made by procedures analogous to those described above for Example 399. Observed m/z values for these examples are as follows. Example 422: 518.7. Example 423: 501.6. Example 424: 533.8.

25

Example 425, as shown in Table 1, is made by procedures analogous to those described above for Example 152. An observed m/z value for this example is 484.8.

Examples 426 to 430, as shown in Table 1, are made by procedures analogous to those described above for Example 399. Observed m/z values for these examples are as follows. Example 426: 498.7. Example 427: 531.7. Example 428: 543.8. Example 429: 562.7. Example 430: 591.8.

30

Example 431:1-Methyl-2-(6-trifluoromethoxy-benzothiazol-2-ylamino)-1H-benzoimidazole-5-carboxylic acid [2-(3-hydroxy-piperidin-1-yl)-2-oxo-ethyl]-amide

1-Methyl-2-(6-trifluoromethoxy-benzothiazol-2-ylamino)-1H-benzoimidazole-5-carboxylic acid [2-(3-hydroxy-piperidin-1-yl)-2-oxo-ethyl]-amide (63 mg) was prepared by following General Procedure F starting from {[1-methyl-2-(6-trifluoromethoxy-benzothiazol-2-ylamino)-1H-benzoimidazole-5-carbonyl]-amino}-acetic acid (75 mg), 3-hydroxypiperidine (18 mg), HBTU (73 mg), and DIEA (42 μ L), with a modification of General Procedure F where DIEA was slowly added to the reaction mixture as the last reagent. LC/MS: m/z 549.8. ^1H NMR (DMSO- d_6 , 400 MHz): δ 8.53-8.42 (m, 1H), 8.11 (s, 1H), 7.94 (s, 1H), 7.79 (d, 1H), 7.66 (bs, 1H), 7.51 (d, 1H), 7.37 (d, 1H), 4.19-4.08 (m, 4H), 3.75-3.60 (m, 5H), 3.20 (dd, 1H), 3.05 (t, 1H), 2.01-1.95 (m, 2H), 1.57-1.27 (m, 2H), -NH proton signal was not observed.

Examples 432 to 434, as shown in Table 1, are made by procedures analogous to those described above for Example 399. Observed m/z values for these examples are as follows. Example 432: 532.7. Example 433: 498.7. Example 434: 532.7.

Example 435:1-Methyl-2-(6-trifluoromethoxy-benzothiazol-2-ylamino)-1H-benzoimidazole-5-carboxylic acid [2-(4-hydroxy-piperidin-1-yl)-2-oxo-ethyl]-amide

1-Methyl-2-(6-trifluoromethoxy-benzothiazol-2-ylamino)-1H-benzoimidazole-5-carboxylic acid [2-(4-hydroxy-piperidin-1-yl)-2-oxo-ethyl]-amide (65 mg) was prepared by following General Procedure F starting from {[1-methyl-2-(6-trifluoromethoxy-benzothiazol-2-ylamino)-1H-benzoimidazole-5-carbonyl]-amino}-acetic acid (75 mg), 4-hydroxypiperidine (18 mg), HBTU (73 mg), and DIEA (42 μ L), with a modification of General Procedure F where DIEA was slowly added to the reaction mixture as the last reagent. LC/MS: m/z 549.7. ^1H NMR (DMSO- d_6 , 400 MHz): δ 8.41 (t, 1H), 8.11 (s, 1H), 7.94 (s, 1H), 7.80 (d, 1H), 7.65 (bs, 1H), 7.51 (d, 1H), 7.37 (d, 1H), 4.15 (d, 2H), 3.98-3.89 (m, 2H), 3.78-3.69 (m, 2H), 3.68 (s, 3H), 3.20 (t, 1H), 3.04 (t, 1H), 1.84-1.67 (m, 2H), 1.45-1.20 (m, 2H), -NH proton signal was not observed.

Example 436:2-(6-Chloro-benzothiazol-2-ylamino)-1-methyl-1H-benzoimidazole-5-carboxylic acid [2-(4-hydroxy-piperidin-1-yl)-2-oxo-ethyl]-amide

{[2-(6-Chloro-benzothiazol-2-ylamino)-1-methyl-1H-benzoimidazole-5-carbonyl]-amino}-acetic acid methyl ester (513 mg) was prepared by following General Procedure F starting from 2-(6-chloro-benzothiazol-2-ylamino)-1-methyl-1H-benzoimidazole-5-carboxylic acid (500 mg), glycine methyl ester hydrochloride (193 mg), HBTU (634 mg), and DIEA (364 μ L).

{[2-(6-Chloro-benzothiazol-2-ylamino)-1-methyl-1H-benzoimidazole-5-carbonyl]-amino}-acetic acid (300 mg) was prepared by following General Procedure E starting from {[2-(6-chloro-benzothiazol-2-ylamino)-1-methyl-1H-benzoimidazole-5-carbonyl]-amino}-acetic acid methyl ester (493 mg) and lithium hydroxide (192 mg).

2-(6-Chloro-benzothiazol-2-ylamino)-1-methyl-1H-benzoimidazole-5-carboxylic acid [2-(4-hydroxy-piperidin-1-yl)-2-oxo-ethyl]-amide (77 mg) was prepared by following General Procedure F starting from {[2-(6-chloro-benzothiazol-2-ylamino)-1-methyl-1H-benzoimidazole-5-carbonyl]-amino}-acetic acid (100 mg), 4-hydroxypiperidine (27 mg), HBTU (109 mg), and DIEA (63 μ L), with a modification of General Procedure F where DIEA was slowly added to the reaction mixture as the last reagent. LC/MS: m/z 499.8. ^1H NMR (DMSO- d_6 , 400 MHz): δ 8.48 (t, 1H), 8.11 (s, 1H), 7.92 (s, 1H), 7.81 (d, 1H), 7.67 (d, 1H), 7.51 (d, 1H), 7.39 (d, 1H), 4.80 (d, 1H), 4.15 (d, 2H), 3.98-3.88 (m, 1H), 3.76-3.68 (m, 2H), 3.63 (s, 3H), 3.20 (t, 1H), 3.05 (t, 1H), 1.85-1.65 (m, 2H), 1.46-1.20 (m, 2H), -NH proton signal was not observed.

Examples 437 to 439, as shown in Table 1, are made by procedures analogous to those described above for Example 399. Observed m/z values for these examples are as follows. Example 437: 532.6. Example 438: 542.9. Example 439: 563.8.

Example 440:1-Methyl-2-(6-trifluoromethoxy-benzothiazol-2-ylamino)-1H-benzoimidazole-5-carboxylic acid [2-(3-hydroxymethyl-piperidin-1-yl)-2-oxo-ethyl]-amide

1-Methyl-2-(6-trifluoromethoxy-benzothiazol-2-ylamino)-1H-benzoimidazole-5-carboxylic acid [2-(3-hydroxymethyl-piperidin-1-yl)-2-oxo-ethyl]-amide (72 mg) was prepared by following General Procedure F starting from {[1-methyl-2-(6-trifluoromethoxy-benzothiazol-2-ylamino)-1H-benzoimidazole-5-carbonyl]-amino}-acetic

acid (75 mg), 3-piperidinemethanol (20 mg), HBTU (73 mg), and DIEA (42 uL), with a modification of General Procedure F where DIEA was slowly added to the reaction mixture as the last reagent. LC/MS: m/z 563.8. ¹H NMR (DMSO-d₆, 400 MHz): δ 12.41 (bs, 1H), 8.53-8.40 (m, 1H), 8.10 (s, 1H), 7.93 (s, 1H), 7.87-7.60 (m, 2H), 7.50 (d, 1H), 7.36 (d, 1H), 4.73-4.50 (m, 1H), 4.43-4.01 (m, 3H), 3.82 (d, 1H), 3.67 (s, 3H), 3.31-3.16 (m, 2H), 3.06-2.87 (m, 1H), 2.86-2.34 (m, 1H), 1.82-1.41 (m, 3H), 1.40-1.10 (m, 2H).

Example 441:

1-Methyl-2-(6-trifluoromethoxy-benzothiazol-2-ylamino)-1H-benzoimidazole-5-carboxylic acid [2-(4-hydroxymethyl-piperidin-1-yl)-2-oxo-ethyl]-amide

1-Methyl-2-(6-trifluoromethoxy-benzothiazol-2-ylamino)-1H-benzoimidazole-5-carboxylic acid [2-(4-hydroxymethyl-piperidin-1-yl)-2-oxo-ethyl]-amide (73 mg) was prepared by following General Procedure F starting from {[1-methyl-2-(6-trifluoromethoxy-benzothiazol-2-ylamino)-1H-benzoimidazole-5-carbonyl]-amino}-acetic acid (75 mg), 4-piperidinemethanol (20 mg), HBTU (73 mg), and DIEA (42 uL), with a modification of General Procedure F where DIEA was slowly added to the reaction mixture as the last reagent. LC/MS: m/z 563.8. ¹H NMR (DMSO-d₆, 400 MHz): δ 8.48 (t, 1H), 8.11 (s, 1H), 7.94 (s, 1H), 7.79 (d, 1H), 7.67 (bs, 1H), 7.51 (d, 1H), 7.37 (d, 1H), 4.37 (d, 1H), 4.14 (d, 2H), 3.92 (d, 1H), 3.67 (s, 3H), 3.27 (d, 2H), 3.02 (t, 1H), 2.58 (t, 1H), 1.78-1.55 (m, 3H), 1.20-0.90 (m, 2H), -OH and -NH proton signal was not observed.

Examples 442 to 444, as shown in Table 1, are made by procedures analogous to those described above for Example 399. Observed m/z values for these examples are as follows. Example 442: 514.2. Example 443: 557.8. Example 444: 512.8.

Example 445:

1-Methyl-2-(6-trifluoromethyl-benzothiazol-2-ylamino)-1H-benzoimidazole-5-carboxylic acid [2-((S)-3-methoxy-piperidin-1-yl)-2-oxo-ethyl]-amide

1-Methyl-2-(6-trifluoromethyl-benzothiazol-2-ylamino)-1H-benzoimidazole-5-carboxylic acid [2-((S)-3-methoxy-piperidin-1-yl)-2-oxo-ethyl]-amide (77 mg) was prepared by following General Procedure F starting from {[1-methyl-2-(6-trifluoromethyl-benzothiazol-2-ylamino)-1H-benzoimidazole-5-carbonyl]-amino}-acetic acid (100 mg), (S)-3-methoxy-piperidine hydrochloride (37 mg), HBTU (101 mg), and DIEA (58 uL), with a modification of General Procedure F where DIEA was slowly added to the reaction

mixture as the last reagent. LC/MS: m/z 546.7. ¹H NMR (DMSO-d₆, 400 MHz): δ 12.51 (bs, 1H), 8.57-8.47 (m, 1H), 8.26 (s, 1H), 8.14 (s, 1H), 7.89-7.66 (m, 3H), 7.54 (d, 1H), 4.33-4.15 (m, 1H), 4.15-4.00 (m, 1H), 3.81-3.56 (m, 4H), 3.55-3.44 (m, 1H), 3.43-3.18 (m, 6H), 2.01-1.21 (m, 4H).

5

Example 446:

1-Methyl-2-(6-trifluoromethyl-benzothiazol-2-ylamino)-1H-benzoimidazole-5-carboxylic acid [2-((R)-3-methoxy-piperidin-1-yl)-2-oxo-ethyl]-amide

{[1-Methyl-2-(6-trifluoromethyl-benzothiazol-2-ylamino)-1H-benzoimidazole-5-carbonyl]-amino}-acetic acid methyl ester (5.0 g) was prepared by following General Procedure F starting from 1-methyl-2-(6-trifluoromethyl-benzothiazol-2-ylamino)-1H-benzoimidazole-5-carboxylic acid (5.0 g), glycine methyl ester hydrochloride (1.76 g), HBTU (5.8 g), and DIEA (3.34 mL).

{[1-Methyl-2-(6-trifluoromethyl-benzothiazol-2-ylamino)-1H-benzoimidazole-5-carbonyl]-amino}-acetic acid (4.22 g) was prepared by following General Procedure E starting from {[1-methyl-2-(6-trifluoromethyl-benzothiazol-2-ylamino)-1H-benzoimidazole-5-carbonyl]-amino}-acetic acid methyl ester (5.0 g) and lithium hydroxide (1.81 g).

1-Methyl-2-(6-trifluoromethyl-benzothiazol-2-ylamino)-1H-benzoimidazole-5-carboxylic acid [2-((R)-3-methoxy-piperidin-1-yl)-2-oxo-ethyl]-amide (30 mg) was prepared by following General Procedure F starting from {[1-methyl-2-(6-trifluoromethyl-benzothiazol-2-ylamino)-1H-benzoimidazole-5-carbonyl]-amino}-acetic acid (80 mg), (R)-3-methoxy-piperidine (100 mg), HBTU (200 mg), and DIEA (100 uL) in DMF (1 mL). LC/MS: m/z 546.7. ¹H NMR (DMSO-d₆, 400 MHz): δ 8.54-8.53 (m, 1H), 8.28 (s, 1H), 8.12 (s, 1H), 7.83-7.81 (d, 1H), 7.71 (m, 2H), 7.56-7.54 (d, 1H), 4.24-4.18 (m, 1H), 4.12-4.08 (m, 1H), 3.73-3.71 (m, 1H), 3.70 (s, 3H), 3.52-3.47 (m, 1H), 3.38-3.34 (m, 2H), 3.31-3.25 (m, 4H), 1.88-1.81 (m, 1H), 1.71-1.62 (m, 1H), 1.45-1.36 (m, 1H), -NH proton signal was not observed.

Example 447, as shown in Table 1, is made by procedures analogous to those described above for Example 399. An observed m/z value for this example is 576.5.

Example 448, as shown in Table 1, is made by procedures analogous to those described above for Example 47. An observed m/z value for this example is 566.2.

Examples 449 to 452, as shown in Table 1, are made by procedures analogous to those described above for Example 399. Observed m/z values for these examples are as follows. Example 449: 600.5. Example 450: 557.6. Example 451: 575.5. Example 452: 626.4.

5

Examples 453 and 454, as shown in Table 1, are made by procedures analogous to those described above for Example 152. Observed m/z values for these examples are as follows. Example 453: 561.5. Example 454: 513.0.

10

Examples 455 and 456, as shown in Table 1, are made by procedures analogous to those described above for Example 399. Observed m/z values for these examples are as follows. Example 455: 575.4. Example 456: 526.7.

15

Example 457, as shown in Table 1, is made by procedures analogous to those described above for Example 152. An observed m/z value for this example is 526.0.

20

Examples 458 and 459, as shown in Table 1, are made by procedures analogous to those described above for Example 399. Observed m/z values for these examples are as follows. Example 458: 589.5. Example 459: 541.0.

Example 460, as shown in Table 1, is made by procedures analogous to those described above for Example 152. An observed m/z value for this example is 526.1.

25

Example 461, as shown in Table 1, is made by procedures analogous to those described above for Example 399. An observed m/z value for this example is 540.7.

Example 462, as shown in Table 1, is made by procedures analogous to those described below for Example 463. An observed m/z value for this example is 456.7.

30

Example 463:

1-Methyl-2-(6-trifluoromethyl-benzothiazol-2-ylamino)-1H-benzoimidazole-5-carboxylic acid ((S)-1-dimethylcarbamoyl-ethyl)-amide

(S)-2-[[1-Methyl-2-(6-trifluoromethyl-benzothiazol-2-ylamino)-1H-benzoimidazole-5-carbonyl]-amino]-propionic acid methyl ester (863 mg) was prepared by following

General Procedure F starting from 1-methyl-2-(6-trifluoromethyl-benzothiazol-2-ylamino)-1H-benzimidazole-5-carboxylic acid (750 mg), L-alanine methyl ester hydrochloride (293 mg), HBTU (870 mg), and DIEA (500 μ L).

(S)-2-[[1-Methyl-2-(6-trifluoromethyl-benzothiazol-2-ylamino)-1H-benzimidazole-5-carbonyl]-amino]-propionic acid (743 mg) was prepared by following General Procedure E starting from (S)-2-[[1-methyl-2-(6-trifluoromethyl-benzothiazol-2-ylamino)-1H-benzimidazole-5-carbonyl]-amino]-propionic acid methyl ester (850 mg) and lithium hydroxide (299 mg).

1-Methyl-2-(6-trifluoromethyl-benzothiazol-2-ylamino)-1H-benzimidazole-5-carboxylic acid ((S)-1-dimethylcarbamoyl-ethyl)-amide (25 mg) was prepared by following General Procedure F starting from (S)-2-[[1-methyl-2-(6-trifluoromethyl-benzothiazol-2-ylamino)-1H-benzimidazole-5-carbonyl]-amino]-propionic acid (100 mg), dimethylamine (119 μ L, 2 M in THF), HBTU (98 mg), and DIEA (57 μ L), with a modification of General Procedure F where DIEA was slowly added to the reaction mixture as the last reagent. LC/MS: m/z 490.6. ^1H NMR (DMSO- d_6 , 400 MHz): δ 8.56 (d, 1H), 8.28 (s, 1H), 8.13 (s, 1H), 7.84 (d, 1H), 7.71 (d, 2H), 7.53 (d, 1H), 5.00-4.87 (m, 1H), 3.70 (s, 3H), 3.07 (s, 3H), 2.86 (s, 3H), 1.32 (d, 3H), -NH proton signal was not observed.

Examples 464 to 468, as shown in Table 1, are made by procedures analogous to those described above for Example 463. Observed m/z values for these examples are as follows. Example 464: 511.8. Example 465: 498.7. Example 466: 532.7. Example 467: 456.6. Example 468: 490.7.

Example 469:

2-(6-Chloro-benzothiazol-2-ylamino)-1-methyl-1H-benzimidazole-5-carboxylic acid [(R)-1-methyl-2-(4-methyl-piperazin-1-yl)-2-oxo-ethyl]-amide

(R)-2-[[2-(6-Chloro-benzothiazol-2-ylamino)-1-methyl-1H-benzimidazole-5-carbonyl]-amino]-propionic acid methyl ester (508 mg) was prepared by following General Procedure F starting from 2-(6-chloro-benzothiazol-2-ylamino)-1-methyl-1H-benzimidazole-5-carboxylic acid (500 mg), D-alanine methyl ester hydrochloride (214 mg), HBTU (634 mg), and DIEA (364 μ L).

(R)-2-[[2-(6-Chloro-benzothiazol-2-ylamino)-1-methyl-1H-benzimidazole-5-carbonyl]-amino]-propionic acid (341 mg) was prepared by following General Procedure

E starting from (R)-2-[[2-(6-chloro-benzothiazol-2-ylamino)-1-methyl-1H-benzimidazole-5-carbonyl]-amino]-propionic acid methyl ester (475 mg) and lithium hydroxide (180 mg).

2-(6-Chloro-benzothiazol-2-ylamino)-1-methyl-1H-benzimidazole-5-carboxylic acid [(R)-1-methyl-2-(4-methyl-piperazin-1-yl)-2-oxo-ethyl]-amide (20 mg) was prepared
5 by following General Procedure F starting from (R)-2-[[2-(6-chloro-benzothiazol-2-ylamino)-1-methyl-1H-benzimidazole-5-carbonyl]-amino]-propionic acid (50 mg), 1-methyl-piperazine (50 mg), HBTU (150 mg), and DIEA (100 μ L) in DMF (1 mL). LC/MS: m/z 511.7. ^1H NMR (DMSO- d_6 , 400 MHz): δ 8.82-8.67 (m, 1H), 8.12 (m, 1H), 7.97 (s, 1H), 7.85-7.83 (m, 1H), 7.56-7.52 (m, 2H), 7.44-7.41 (m, 1H), 5.02-4.96 (m, 1H), 4.50-
10 4.43 (m, 1H), 4.35-4.19 (m, 1H), 3.69 (s, 3H), 3.62-3.51 (m, 2H), 3.45 (m, 1H), 3.28 (m, 1H), 3.10 (m, 1H), 2.78-2.77 (d, 3H), 1.44-1.35 (m, 3H) -NH proton signal was not observed.

Examples 470 to 472, as shown in Table 1, are made by procedures analogous to those
15 described above for Example 463. Observed m/z values for these examples are as follows. Example 470: 545.7. Example 471: 498.7. Example 472: 532.7.

For each of the above 472 examples, the invention provides a separate embodiment that includes the free acid or base of the compound and pharmaceutically
20 acceptable salts of the free acid or base. For each of these embodiments, the invention provides: (i) a further embodiment where the compound is in the form of a free acid or base, and (ii) a further embodiment where the compound is in the form of a pharmaceutically acceptable salt. Any of these embodiments may be used for making any of the pharmaceutical compositions described above, and may also be used in any
25 of the methods of treatment or therapeutic uses described above.

Biological Assay

Cell Culture. Normal Human Fibroblast (NHLF), were obtained from Lonza. Cultures of cells were maintained in Fibroblast Growth Medium (FGM-2) medium
30 supplemented with 2% fetal bovine serum (FBS), Fibroblast Growth Factor (hFGF-B) 0.5 mL, Insulin 0.5 mL, gentamicin/amphotericin-B 0.5 mL at 37 °C in a humidified atmosphere of 5% CO₂. Cells were grown to 80% confluence before treating.

HMOX1 Protein Assay. NHLF cells were grown to 80% confluency and harvested by washing once with HEPES and then trypsinized. Equal numbers (2 X 10³

cells per well) of NHLF cells were plated in 384 well optilux tissue culture (BD) plates. Cells were incubated overnight in FGM-2 medium prior to exposure to compound. Cells were treated with either vehicle (DMSO) or compound (dissolved in vehicle) for 16 h. Cells were washed 2X with 1X PBS and fixed with 4% Paraformaldehyde for 15 min.

5 The fixed cells were then permeablized with 0.1% Triton X-100 and blocked with 5% BSA in 1X PBS 0.05% Tween-20 for 15 min. HO-1 antibody (abcam) was used for immunostaining at 1:300 dilution in 1% BSA in 1X PBS for 1 hour. Cells were washed 2X with 1X PBS and secondary antibody goat anti-mouse Alexa 488 1:400 dilution (Invitrogen); Hoechst 1:2000 (Invitrogen) in 1% BSA in 1X PBS for 1 hour. Plate was
 10 washed 5X with 1X PBS and read at Hoechst Ex.360 Em. 535; Alexa 488 Ex.480 Em. 535 using GE InCell 1000. Results analyzed using GE InCell Analyzer software. Heme oxygenase data represents the fold change above DMSO treated cells.

Table 2, below, shows the fold change above DMSO for Examples 1 to 472. In general, the fold induction data are reported for 5 μ M concentration (i.e., μ -moles of
 15 compound to total volume, where the solvent is about 99.2% media and 0.8% DMSO). In some instances, the reported data are for 3 μ M concentration, which are indicated by an asterisk (*).

Table 2

<u>Example No.</u>	<u>HMOX1 Fold Induction</u>	<u>Example No.</u>	<u>HMOX1 Fold Induction</u>
1	19.37	237	30.64
2	6.51	238	33.00
3	12.49	239	10.00*
4	11.94	240	35.42
5	8.33	241	23.66
6	9.45	242	28.05*
7	5.40	243	15.23*
8	18.32	244	28.03

<u>Example No.</u>	<u>HMOX1 Fold Induction</u>	<u>Example No.</u>	<u>HMOX1 Fold Induction</u>
9	11.16	245	33.15
10	19.89	246	76.46
11	25.0	247	28.30
12	16.16	248	58.71
13	20.09	249	31.19
14	22.0	250	25.12*
15	22.8	251	29.56
16	30.0	252	13.12
17	21.4	253	26.56
18	20.15	254	47.43
19	21.09	255	49.33
20	18.64	256	48.00
21	19.59	257	21.87
22	18.70	258	24.65
23	4.11	259	25.35*
24	20.66	260	27.12
25	27.15	261	35.68
26	15.49	262	40.00*
27	23.25	263	19.88

<u>Example No.</u>	<u>HMOX1 Fold Induction</u>	<u>Example No.</u>	<u>HMOX1 Fold Induction</u>
28	10.1	264	22.92
29	13.94	265	55.03
30	21.43	266	57.00
31	23.57	267	58.80
32	12.64	268	28.35
33	11.65	269	19.94*
34	15.44	270	14.61
35	12.36	271	69.86
36	13.8	272	86.54
37	16.4	273	25.27
38	18.0	274	65.90
39	18.2	275	77.38
40	11.8	276	61.20
41	33.3	277	38.27*
42	34.7	278	36.50*
43	29.6	279	89.23
44	12.1	280	38.78
45	12.5	281	35.61
46	17.9	282	51.74

<u>Example No.</u>	<u>HMOX1 Fold Induction</u>	<u>Example No.</u>	<u>HMOX1 Fold Induction</u>
47	11.3	283	30.24
48	15.8	284	47.38
49	23.1	285	55.89
50	11.1	286	61.15
51	9.9	287	49.29
52	10.0	288	47.00
53	20.1	289	44.56
54	18.5	290	22.54
55	4.5	291	17.04
56	16.1	292	39.03
57	32.0	293	29.39
58	32.8	294	29.42
59	49.8	295	29.00*
60	39.8	296	34.59*
61	12.1	297	24.35*
62	20.3	298	21.11
63	9.8	299	16.66
64	18.9	300	26.20
65	10.2	301	27.79

<u>Example No.</u>	<u>HMOX1 Fold Induction</u>	<u>Example No.</u>	<u>HMOX1 Fold Induction</u>
66	20.8	302	63.71
67	18.7	303	25.65
68	21.1	304	24.67
69	4.7	305	41.67
70	21.4	306	38.71
71	4.2	307	31.52
72	11.9	308	24.33
73	20.6	309	21.46
74	11.1	310	24.55
75	29.0	311	77.35
76	22.5	312	68.84
77	31.4	313	22.90
78	28.6	314	79.73
79	17.6	315	75.66
80	23.2	316	18.15
81	17.0	317	16.33
82	17.0	318	11.94
83	1.25	319	23.92
84	19.0	320	20.00

<u>Example No.</u>	<u>HMOX1 Fold Induction</u>	<u>Example No.</u>	<u>HMOX1 Fold Induction</u>
85	11.6	321	15.32*
86	9.7	322	35.99
87	12.1	323	112.89
88	13.0	324	27.89
89	23.7	325	32.38
90	8.1	326	34.26
91	10.1	327	31.94
92	3.4	328	29.38
93	11.3	329	52.23
94	1.2	330	37.67
95	11.2	331	70.08
96	12.0	332	55.85
97	19.2	333	14.47
98	13.8	334	13.38*
99	8.5	335	18.89
100	25.9	336	16.14
101	11.2	337	12.73*
102	22.6	338	13.58*
103	9.0	339	10.63*

<u>Example No.</u>	<u>HMOX1 Fold Induction</u>	<u>Example No.</u>	<u>HMOX1 Fold Induction</u>
104	16.3	340	14.40*
105	17.5	341	32.78*
106	23.8	342	36.81*
107	18.6	343	21.06
108	18.3	344	25.74*
109	20.9	345	26.44*
110	26.3	346	12.94*
111	17.6	347	15.34*
112	17.5	348	22.00*
113	27.6	349	29.00*
114	5.1	350	24.00*
115	1.5	351	25.00*
116	22.3	352	20.00*
117	28.8	353	23.00*
118	14.1	354	17.00*
119	22.1	355	26.00*
120	1.7	356	19.00*
121	29.6	357	22.00*
122	26.1	358	11.85*

<u>Example No.</u>	<u>HMOX1 Fold Induction</u>	<u>Example No.</u>	<u>HMOX1 Fold Induction</u>
123	12.7	359	17.37*
124	22.9	360	34.28
125	25.9	361	28.80
126	4.6	362	13.00
127	12.4	363	10.00
128	32.7	364	27.84*
129	31.0	365	20.05*
130	5.3	366	18.79
131	6.8	367	25.41
132	5.8	368	48.03
133	45.9	369	22.41*
134	54.5	370	19.27*
135	49.6	371	28.96*
136	5.7	372	25.50*
137	6.0	373	32.01*
138	11.0	374	34.21*
139	18.8	375	19.45*
140	19.3	376	19.09
141	23.1	377	20.33

<u>Example No.</u>	<u>HMOX1 Fold Induction</u>	<u>Example No.</u>	<u>HMOX1 Fold Induction</u>
142	15.2	378	24.92
143	22.4	379	21.70
144	7.3	380	29.98*
145	7.1	381	28.17*
146	3.7	382	20.56
147	1.8	383	16.40
148	12.0	384	26.01
149	38.7	385	24.52
150	41.6	386	58.28
151	41.3	387	19.90
152	15.0	388	21.98
153	4.0	389	38.56
154	27.1	390	46.35
155	24.3	391	38.65
156	21.0	392	24.86
157	22.1	393	61.30
158	1.7	394	37.58
159	26.7	395	72.02
160	22.9	396	36.00

<u>Example No.</u>	<u>HMOX1 Fold Induction</u>	<u>Example No.</u>	<u>HMOX1 Fold Induction</u>
161	19.1	397	25.00*
162	--	398	31.70
163	26.3	399	20.83
164	20.5	400	15.00*
165	17.9	401	27.00*
166	22.4	402	23.99*
167	24.2	403	24.84*
168	21.9	404	26.14
169	24.4	405	21.37
170	23.0	406	31.02
171	22.8	407	7.73
172	21.4	408	25.00*
173	21.4	409	29.00*
174	26.2	410	24.69*
175	28.7	411	16.03
176	25.8	412	47.58
177	30.3	413	31.81
178	25.7	414	25.66
179	24.4	415	74.76

<u>Example No.</u>	<u>HMOX1 Fold Induction</u>	<u>Example No.</u>	<u>HMOX1 Fold Induction</u>
180	12.4	416	96.58
181	23.0	417	62.81
182	13.0	418	63.33
183	--	419	28.03
184	9.5	420	32.96
185	11.2	421	32.19
186	20.2	422	25.01*
187	18.4	423	30.20
188	18.3	424	24.93
189	24.6	425	20.31
190	23.4	426	25.06
191	33.8	427	17.02*
192	28.8	428	24.35
193	11.1	429	21.39
194	6.0	430	22.68
195	4.4	431	49.44
196	11.4	432	27.30*
197	18.0	433	29.00*
198	12	434	34.56*

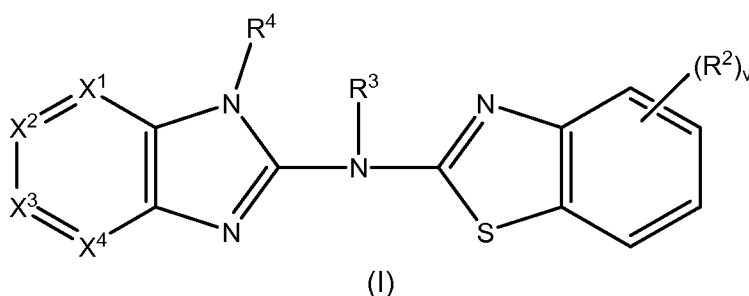
<u>Example No.</u>	<u>HMOX1 Fold Induction</u>	<u>Example No.</u>	<u>HMOX1 Fold Induction</u>
199	1.5	435	30.22
200	22.9	436	29.26
201	26.5	437	47.08*
202	15.6	438	25.91
203	18.69*	439	84.18
204	19.33*	440	28.18
205	33.08*	441	73.59
206	27.00*	442	34.92
207	11.85*	443	39.76
208	26.50*	444	32.00*
209	14.21*	445	36.43*
210	29.92*	446	31.28*
211	46.15	447	58.35
212	48.81	448	36.74
213	48.56	449	22.97
214	42.36	450	51.05*
215	16.00*	451	51.29
216	31.60*	452	71.66
217	20.72	453	81.11

<u>Example No.</u>	<u>HMOX1 Fold Induction</u>	<u>Example No.</u>	<u>HMOX1 Fold Induction</u>
218	39.16	454	62.24
219	39.99	455	80.42
220	61.89	456	67.35
221	26.00*	457	39.92
222	49.93	458	68.49
223	44.74	459	41.98
224	15.51*	460	27.54
225	17.67*	461	27.11
226	23.32	462	20.02*
227	14.03*	463	26.67*
228	26.00*	464	27.17*
229	14.43	465	20.37*
230	29.79	466	22.38*
231	30.24	467	22.31*
232	32.95	468	26.33*
233	28.00*	469	26.08*
234	30.90*	470	24.52*
235	37.73	471	17.36*
236	45.74	472	22.98*

CLAIMS

1. A compound of Formula (I), or a pharmaceutically acceptable salt thereof,

5



wherein

10 one of X¹, X², X³, and X⁴ is $\begin{array}{c} \diagup \\ \text{C} \\ \diagdown \end{array} \text{-L-G}$, and the remaining members of X¹, X², X³, and X⁴

are independently N or $\begin{array}{c} \diagup \\ \text{C} \\ \diagdown \end{array} \text{-R}^1$;

G is hydrogen, -C₁₋₈ alkyl, -C₃₋₁₀ cycloalkyl, -C₁₋₆ alkylene-C₃₋₁₀ cycloalkyl, heterocyclyl, -C₁₋₆ alkylene-C₃₋₁₀ heterocyclyl, or NR^hR^k, where the alkyl, alkylene, cycloalkyl, and heterocyclyl groups are optionally substituted one or more times with substituents independently selected from R^c;

L is -C(O)N(R⁶)-, -C(O)-O-, -SO₂-, or -C(O)-;

R¹ is hydrogen or R^a;

R² is R^b;

R³ is hydrogen, -C₁₋₆ alkyl, or -C₁₋₆ alkylene-C₃₋₁₀ cycloalkyl, where the alkyl, alkylene, and cycloalkyl groups are optionally substituted one or more times with substituents independently selected from R^z;

R⁴ is -C₁₋₆ alkyl or -C₁₋₆ alkylene-C₃₋₁₀ cycloalkyl, where the alkyl, alkylene, and cycloalkyl groups are optionally substituted one or more times with substituents independently selected from R^y;

25 R⁶ is hydrogen, -C₁₋₆ alkyl, -C₁₋₆ alkylene-C₃₋₁₀ cycloalkyl, where the alkyl, alkylene, and cycloalkyl groups are optionally substituted one or more times with substituents independently selected from R^x;

R^a is

- 5
- a) -halogen,
 b) -C₁₋₆ alkyl,
 c) -C₃₋₁₀ cycloalkyl,
 d) -heterocyclyl,
 e) -cyano,
 f) -CF₃,
 g) -OCF₃,
 h) -O-R^d,
- 10
- i) -S(O)_w-R^d,
 j) -S(O)₂O-R^d,
 k) -NR^dR^e,
 l) -C(O)-R^d,
 m) -C(O)-O-R^d,
- 15
- n) -OC(O)-R^d,
 o) -C(O)NR^dR^e,
 p) -C(O)-heterocyclyl,
 q) -NR^dC(O)R^e,
 r) -OC(O)NR^dR^e,
- 20
- s) -NR^dC(O)OR^d, or
 t) -NR^dC(O)NR^dR^e,

where the alkyl, cycloalkyl, and heterocyclyl groups are optionally substituted one or more times with substituents independently selected from R^y;

R^b is

- 25
- a) -halogen,
 b) -C₁₋₆ alkyl,
 c) -C₃₋₁₀ cycloalkyl,
 d) -heterocyclyl,
 e) -phenyl,
- 30
- f) -heteroaryl,
 g) -cyano,
 h) -CF₃,
 i) -OCF₃,
 j) -O-R^f,

- k) $-\text{S}(\text{O})_w-\text{R}^f$,
 l) $-\text{S}(\text{O})_2\text{O}-\text{R}^f$,
 m) $-\text{NR}^f\text{R}^g$,
 n) $-\text{C}(\text{O})-\text{R}^f$,
 5 o) $-\text{C}(\text{O})-\text{O}-\text{R}^f$,
 p) $-\text{OC}(\text{O})-\text{R}^f$,
 q) $-\text{C}(\text{O})\text{NR}^f\text{R}^g$,
 r) $-\text{C}(\text{O})$ -heterocyclyl,
 s) $-\text{NR}^f\text{C}(\text{O})\text{R}^g$,
 10 t) $-\text{OC}(\text{O})\text{NR}^f\text{R}^g$,
 u) $-\text{NR}^f\text{C}(\text{O})\text{OR}^f$, or
 v) $-\text{NR}^f\text{C}(\text{O})\text{NR}^f\text{R}^g$,

where the alkyl, cycloalkyl, heterocyclyl, phenyl, and heteroaryl groups are
 optionally substituted one or more times with substituents independently
 15 selected from R^z ;

R^c is

- a) -halogen,
 b) $-\text{C}_{1-6}$ alkyl,
 c) $-\text{C}_{3-10}$ cycloalkyl,
 20 d) -heterocyclyl,
 e) -cyano,
 f) $-\text{CF}_3$,
 g) $-\text{OCF}_3$,
 h) $-\text{O}-\text{R}^h$,
 25 i) $-\text{S}(\text{O})_w-\text{R}^h$,
 j) $-\text{S}(\text{O})_2\text{O}-\text{R}^h$,
 k) $-\text{NR}^h\text{R}^k$,
 l) $-\text{C}(\text{O})-\text{R}^h$,
 m) $-\text{C}(\text{O})-\text{O}-\text{R}^h$,
 30 n) $-\text{OC}(\text{O})-\text{R}^h$,
 o) $-\text{C}(\text{O})\text{NR}^h\text{R}^k$,
 p) $-\text{C}(\text{O})$ -heterocyclyl,
 q) $-\text{NR}^h\text{C}(\text{O})\text{R}^k$,
 r) $-\text{OC}(\text{O})\text{NR}^h\text{R}^k$,

- s) $-NR^h C(O)OR^k$,
 t) $-NR^h C(O)NR^h R^k$,
 u) $-NR^h S(O)_w R^k$, or
 v) $-O-(C_{1-4} \text{ alkylene})-O-(C_{1-4} \text{ alkylene})-N(R^h)C(O)-OR^k$,

5 where the alkylene, alkyl, cycloalkyl, or heterocyclyl groups are optionally substituted one or more times with substituents independently selected from R^x ;

R^d and R^e are independently selected from hydrogen, C_{1-6} alkyl, and C_{3-10} cycloalkyl, where the alkyl and cycloalkyl groups are optionally substituted one or more
 10 times with substituents independently selected from R^y ; or, if R^d and R^e are both attached to the same nitrogen atom, together with that nitrogen atom may optionally form a heterocyclic ring selected from azetidino, pyrrolidino, pyrazolidino, imidazolidino, oxazolidino, isoxazolidino, thiazolidino, isothiazolidino, piperidino, piperazino, morpholino, thiomorpholino, and azepano,
 15 where each ring is optionally substituted one or more times with substituents independently selected from R^y ;

R^f and R^g are independently hydrogen, C_{1-6} alkyl, C_{3-10} cycloalkyl, phenyl, or heteroaryl, where the alkyl, cycloalkyl, phenyl, and heteroaryl groups are optionally substituted one or more times with substituents independently selected from R^z ;
 20 or, if R^f and R^g are both attached to the same nitrogen atom, together with that nitrogen atom may optionally form a heterocyclic ring selected from azetidino, pyrrolidino, pyrazolidino, imidazolidino, oxazolidino, isoxazolidino, thiazolidino, isothiazolidino, piperidino, piperazino, morpholino, thiomorpholino, and azepano, where each ring is optionally substituted one or more times with substituents
 25 independently selected from R^z ;

R^h and R^k are independently hydrogen, C_{1-6} alkyl, C_{3-10} cycloalkyl, or heterocyclyl, where the alkyl, cycloalkyl, and heterocyclyl groups are optionally substituted one or more times with substituents independently selected from R^x ; or, if R^h and R^k are both attached to the same nitrogen atom, together with that nitrogen atom may
 30 optionally form a heterocyclic ring selected from azetidino, pyrrolidino, pyrazolidino, imidazolidino, oxazolidino, isoxazolidino, thiazolidino, isothiazolidino, piperidino, piperazino, morpholino, thiomorpholino, and azepano, where each ring is optionally substituted one or more times with substituents independently selected from R^x ;

R^y is

- 5
- a) -halogen,
 b) -NH₂,
 c) -cyano,
 d) -carboxy,
 e) -hydroxy,
 f) -thiol,
 g) -CF₃,
 h) -OCF₃,
- 10
- i) -C(O)-NH₂,
 j) -S(O)₂-NH₂,
 k) oxo,
 l) -C₁₋₆ alkyl, optionally substituted one or more times with substituents selected independently from the group consisting of halogen, -OH, -O-C₁₋₆ alkyl, -NH₂, -NH-C₁₋₆ alkyl, and -N(C₁₋₆ alkyl)₂,
- 15
- m) -heterocyclyl optionally substituted one or more times with one or more times with substituents selected independently from the group consisting of halogen, -OH, -O-C₁₋₆ alkyl, -NH₂, -NH-C₁₋₆ alkyl, and -N(C₁₋₆ alkyl)₂,
- 20
- n) -C₃₋₁₀ cycloalkyl optionally substituted one or more times with one or more times with substituents selected independently from the group consisting of halogen, -OH, -O-C₁₋₆ alkyl, -NH₂, -NH-C₁₋₆ alkyl, and -N(C₁₋₆ alkyl)₂,
- o) -O-C₁₋₆ alkyl optionally substituted one or more times with one or more times with substituents selected independently from the group consisting of halogen, -OH, -O-C₁₋₆ alkyl, -NH₂, -NH-C₁₋₆ alkyl, and -N(C₁₋₆ alkyl)₂,
- 25
- p) -O-C₃₋₁₀ cycloalkyl optionally substituted one or more times with one or more times with substituents selected independently from the group consisting of halogen, -OH, -O-C₁₋₆ alkyl, -NH₂, -NH-C₁₋₆ alkyl, and -N(C₁₋₆ alkyl)₂,
- q) -NH-C₁₋₆ alkyl optionally substituted one or more times with one or more times with substituents selected independently from the group consisting of halogen, -OH, -O-C₁₋₆ alkyl, -NH₂, -NH-C₁₋₆ alkyl, and -N(C₁₋₆ alkyl)₂,
- 30
- r) -N(C₁₋₆ alkyl)₂ optionally substituted one or more times with one or more times with substituents selected independently from the group consisting of halogen, -OH, -O-C₁₋₆ alkyl, -NH₂, -NH-C₁₋₆ alkyl, and -N(C₁₋₆ alkyl)₂,

- s) $-C(O)-C_{1-6}$ alkyl, optionally substituted one or more times with one or more times with substituents selected independently from the group consisting of halogen, $-OH$, $-O-C_{1-6}$ alkyl, $-NH_2$, $-NH-C_{1-6}$ alkyl, and $-N(C_{1-6} \text{ alkyl})_2$,
- 5 t) $-C(O)-O-C_{1-6}$ alkyl, optionally substituted one or more times one or more times with substituents selected independently from the group consisting of halogen, $-OH$, $-O-C_{1-6}$ alkyl, $-NH_2$, $-NH-C_{1-6}$ alkyl, and $-N(C_{1-6} \text{ alkyl})_2$,
- 10 u) $-S-C_{1-6}$ alkyl, optionally substituted one or more times with one or more times with substituents selected independently from the group consisting of halogen, $-OH$, $-O-C_{1-6}$ alkyl, $-NH_2$, $-NH-C_{1-6}$ alkyl, and $-N(C_{1-6} \text{ alkyl})_2$,
- v) $-S(O)_2-C_{1-6}$ alkyl, optionally substituted one or more times one or more times with substituents selected independently from the group consisting of halogen, $-OH$, $-O-C_{1-6}$ alkyl, $-NH_2$, $-NH-C_{1-6}$ alkyl, and $-N(C_{1-6} \text{ alkyl})_2$,
- 15 w) $-C(O)-NH-C_{1-6}$ alkyl, optionally substituted one or more times one or more times with substituents selected independently from the group consisting of halogen, $-OH$, $-O-C_{1-6}$ alkyl, $-NH_2$, $-NH-C_{1-6}$ alkyl, and $-N(C_{1-6} \text{ alkyl})_2$,
- x) $-C(O)-N(C_{1-6} \text{ alkyl})_2$, optionally substituted one or more times one or more times with substituents selected independently from the group consisting of halogen, $-OH$, $-O-C_{1-6}$ alkyl, $-NH_2$, $-NH-C_{1-6}$ alkyl, and $-N(C_{1-6} \text{ alkyl})_2$,
- 20 y) $-S(O)_2-NH-C_{1-6}$ alkyl, optionally substituted one or more times one or more times with substituents selected independently from the group consisting of halogen, $-OH$, $-O-C_{1-6}$ alkyl, $-NH_2$, $-NH-C_{1-6}$ alkyl, and $-N(C_{1-6} \text{ alkyl})_2$,
- z) $-S(O)_2-N(C_{1-6} \text{ alkyl})_2$, optionally substituted one or more times one or more times with substituents selected independently from the group consisting of halogen, $-OH$, $-O-C_{1-6}$ alkyl, $-NH_2$, $-NH-C_{1-6}$ alkyl, and $-N(C_{1-6} \text{ alkyl})_2$,
- 25 aa) $-NH-C(O)-C_{1-6}$ alkyl, optionally substituted one or more times one or more times with substituents selected independently from the group consisting of halogen, $-OH$, $-O-C_{1-6}$ alkyl, $-NH_2$, $-NH-C_{1-6}$ alkyl, and $-N(C_{1-6} \text{ alkyl})_2$, or
- bb) $-NH-S(O)_2-C_{1-6}$ alkyl, optionally substituted one or more times one or more times with substituents selected independently from the group consisting of
- 30 halogen, $-OH$, $-O-C_{1-6}$ alkyl, $-NH_2$, $-NH-C_{1-6}$ alkyl, and $-N(C_{1-6} \text{ alkyl})_2$;

R^x is R^y ;

R^z is

- a) $-R^y$
 b) -phenyl,

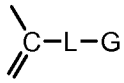
- c) -heteroaryl;
- d) -O-phenyl,
- e) -O-heteroaryl,
- f) -C(O)-phenyl,
- 5 g) -C(O)-heteroaryl,
- h) -C(O)-O-phenyl, or
- i) -C(O)-O-heteroaryl;

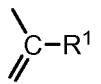
v is an integer from 0 to 4, and

w is an integer from 0 to 2.

10

2. The compound of claim 1, wherein R³ is hydrogen.

3. The compound of claim 1, wherein X³ is  and X¹, X², and X⁴ are each



15

4. The compound of claim 1, wherein v is 1 and R² is attached at the 6-position of the benzothiazole ring.

5. The compound of claim 1, wherein R² is fluoro, chloro, -CF₃, or -OCF₃.

20

6. The compound of claim 1, wherein R¹ is hydrogen.

7. The compound of claim 1, wherein R⁴ is methyl.

25

8. The compound of claim 1, wherein L is -C(O)NH-.

9. The compound of claim 1, wherein G is C₁₋₈ alkyl optionally substituted one or more times with substituents independently selected from R^c.

30

10. The compound of claim 9, wherein G is C₁₋₈ alkyl optionally substituted once by -C(O)NR^hR^k.

11. The compound of claim 10, wherein G is $-\text{CH}_2-\text{C}(\text{O})\text{NR}^h\text{R}^k$.
12. The compound of claim 9, wherein G is C_{1-8} alkyl optionally substituted once by $-\text{O}-\text{R}^h$.
- 5 13. The compound of claim 12, wherein G is $-(\text{CH}_2)_2-\text{OR}^h$.
14. The compound of claim 1, wherein G is C_{3-10} cycloalkyl optionally substituted one or more times with substituents independently selected from R^c .
- 10 15. A pharmaceutical composition comprising a compound of claim 1 and a pharmaceutically acceptable carrier or diluent.
16. The pharmaceutical composition of claim 15, where the pharmaceutical composition further comprises a medically effective active ingredient selected from the group consisting of an Nrf2 activator, an antioxidant, a detoxification agent, and an anti-inflammatory agent.
- 15 17. Use of a compound of claim 1 or a pharmaceutical composition of claim 15 in medicine.
- 20 18. The use of claim 17, where the use comprises increasing the activity or the amount of HMOX-1 in a human subject.
- 25 19. The use of claim 17, where the use comprises treating a disease, disorder, or condition selected from the group consisting of: (i) a cardiovascular disease, including arteriosclerosis and hypertension; (ii) diabetes and diabetic-related complications, including glomerular nephropathy; (iii) a cerebral nerve degenerative disease, including Alzheimers disease, Parkinsons disease, ALS (amyotrophic lateral sclerosis), and multiple sclerosis; (iv) asthma; (v) chronic obstructive pulmonary disease; (vi) a skin disease; (vii) an eye disease, including macular degeneration, cataracts, light retinopathy, and retinopathy of prematurity; and (viii) cancer.
- 30

20. Use of a compound of claim 1 or a pharmaceutical composition of claim 15 for the preparation of a medicament for use in treating a disease, disorder, or condition selected from the group consisting of: (i) a cardiovascular disease, including arteriosclerosis and hypertension; (ii) diabetes and diabetic-related complications,
5 including glomerular nephropathy; (iii) a cerebral nerve degenerative disease, including Alzheimers disease, Parkinsons disease, ALS (amyotrophic lateral sclerosis), and multiple sclerosis; (iv) asthma; (v) chronic obstructive pulmonary disease; (vi) a skin disease; (vii) an eye disease, including macular degeneration, cataracts, light retinopathy, and retinopathy of prematurity; and (viii) cancer.

10

INTERNATIONAL SEARCH REPORT

International application No.
PCT/US 11/24311

A. CLASSIFICATION OF SUBJECT MATTER
 IPC(8) - A01N 43/78; A61K 31/425 (2011.01)
 USPC - 514/365-367
 According to International Patent Classification (IPC) or to both national classification and IPC

B. FIELDS SEARCHED

Minimum documentation searched (classification system followed by classification symbols)
 USPC: 514/365-367

Documentation searched other than minimum documentation to the extent that such documents are included in the fields searched
 USPC: 514/369-370, 385, 387, 390-391, 394-397 (see search terms below)

Electronic data base consulted during the international search (name of data base and, where practicable, search terms used)
 Electronic Database Searched: PUBWEST (PGPUB, EPAB, JPAB, USPT), Google. Search Terms Used imidazole derivative, benzazole derivative\$, benzylamideimidazole or benzylamide imidazole, benzimidazole, benzothiazole

C. DOCUMENTS CONSIDERED TO BE RELEVANT

Category*	Citation of document, with indication, where appropriate, of the relevant passages	Relevant to claim No.
X -- Y	US 2007/0219235 A1 (Mjalli et al.) 20 September 2007 (20.09.2010) entire document especially para [0002], [0009], [0014]-[0037], [0108]-[0109], [0293]	1-10 and 12-20 ----- 11
Y	US 6,358,978 B1 (Ritzeler et al.) 19 March 2002 (19.03.2002) entire document especially table 1, example 1	11

Further documents are listed in the continuation of Box C.

* Special categories of cited documents:

"A" document defining the general state of the art which is not considered to be of particular relevance	"T" later document published after the international filing date or priority date and not in conflict with the application but cited to understand the principle or theory underlying the invention
"E" earlier application or patent but published on or after the international filing date	"X" document of particular relevance; the claimed invention cannot be considered novel or cannot be considered to involve an inventive step when the document is taken alone
"L" document which may throw doubts on priority claim(s) or which is cited to establish the publication date of another citation or other special reason (as specified)	"Y" document of particular relevance; the claimed invention cannot be considered to involve an inventive step when the document is combined with one or more other such documents, such combination being obvious to a person skilled in the art
"O" document referring to an oral disclosure, use, exhibition or other means	"&" document member of the same patent family
"P" document published prior to the international filing date but later than the priority date claimed	

Date of the actual completion of the international search 27 March 2011 (27.03.2011)	Date of mailing of the international search report 11 APR 2011
---	--

Name and mailing address of the ISA/US Mail Stop PCT, Attn: ISA/US, Commissioner for Patents P.O. Box 1450, Alexandria, Virginia 22313-1450 Facsimile No. 571-273-3201	Authorized officer: Lee W. Young PCT Helpdesk: 571-272-4300 PCT OSP: 571-272-7774
---	--