

(19) World Intellectual Property
Organization
International Bureau



(43) International Publication Date
19 February 2004 (19.02.2004)

PCT

(10) International Publication Number
WO 2004/014897 A1

- (51) International Patent Classification⁷: **C07D 405/10**, 413/10, A61K 31/422, A61P 31/04, A61K 31/341
- (21) International Application Number:
PCT/US2003/022486
- (22) International Filing Date: 1 August 2003 (01.08.2003)
- (25) Filing Language: English
- (26) Publication Language: English
- (30) Priority Data:
60/402,783 12 August 2002 (12.08.2002) US
- (71) Applicant (for all designated States except US): **PHARMACIA & UPJOHN COMPANY** [US/US]; 301 Henrietta Street, Kalamazoo, MI 49001 (US).
- (72) Inventors; and
- (75) Inventors/Applicants (for US only): **GADWOOD, Robert, C.** [US/US]; 5232 Stonehenge Drive, Portage, MI 49024 (US). **OCHOADA, Jason, M.** [US/US]; 674 Sleeper Street, Kalamazoo, MI 49048 (US).
- (74) Agent: **O'BRIEN, Jonathan, P.**; Global Intellectual Property, Pharmacia & Upjohn Company, 301 Henrietta Street, Kalamazoo, MI 49001 (US).
- (81) Designated States (national): AE, AG, AL, AM, AT, AU, AZ, BA, BB, BG, BR, BY, BZ, CA, CH, CN, CO, CR, CU, CZ, DE, DK, DM, DZ, EC, EE, ES, FI, GB, GD, GE, GH, GM, HR, HU, ID, IL, IN, IS, JP, KE, KG, KP, KR, KZ, LC, LK, LR, LS, LT, LU, LV, MA, MD, MG, MK, MN, MW, MX, MZ, NO, NZ, OM, PG, PH, PL, PT, RO, RU, SC, SD, SE, SG, SK, SL, SY, TJ, TM, TN, TR, TT, TZ, UA, UG, US, UZ, VC, VN, YU, ZA, ZM, ZW.
- (84) Designated States (regional): ARIPO patent (GH, GM, KE, LS, MW, MZ, SD, SL, SZ, TZ, UG, ZM, ZW), Eurasian patent (AM, AZ, BY, KG, KZ, MD, RU, TJ, TM), European patent (AT, BE, BG, CH, CY, CZ, DE, DK, EE, ES, FI, FR, GB, GR, HU, IE, IT, LU, MC, NL, PT, RO, SE, SI, SK, TR), OAPI patent (BF, BJ, CF, CG, CI, CM, GA, GN, GQ, GW, ML, MR, NE, SN, TD, TG).

Published:

- with international search report
- before the expiration of the time limit for amending the claims and to be republished in the event of receipt of amendments

For two-letter codes and other abbreviations, refer to the "Guidance Notes on Codes and Abbreviations" appearing at the beginning of each regular issue of the PCT Gazette.



WO 2004/014897 A1

(54) Title: N-ARYL-2-OXAZOLIDINONES AND THEIR DERIVATIVES

(57) Abstract: The present invention provides antibacterial agents of formula I described herein.

N-ARYL-2-OXAZOLIDINONES AND THEIR DERIVATIVES

The present invention relates to novel N-Aryl-2-oxazolidinones, derivatives thereof, and their preparations. These compounds have potent antibacterial activity.

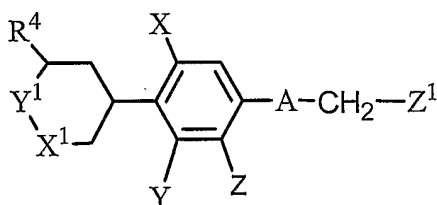
5

BACKGROUND OF THE INVENTION

The oxazolidinone antibacterial agents are a novel synthetic class of antimicrobials with potent activity against a number of human and veterinary pathogens, including gram-positive aerobic bacteria such as multiply-resistant
10 staphylococci and streptococci, anaerobic organisms such as bacteroides and clostridia species, and acid-fast organisms such as *Mycobacterium tuberculosis* and *Mycobacterium avium*.

SUMMARY OF THE INVENTION

In one aspect the invention features compounds of formula I

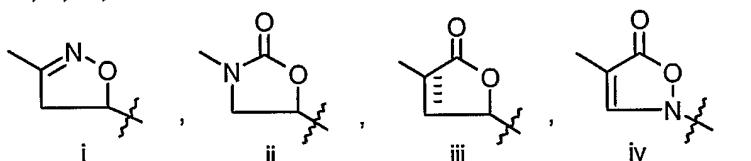


I

15

or a pharmaceutically acceptable salt thereof wherein:

A is structure i, ii, iii, or iv



X^1 and Y^1 together form the group $-C(=O)N(R^5)-$ wherein X^1 is either $C(=O)$ (and Y^1
20 is NR^5) or X^1 is NR^5 (and Y^1 is $C(=O)$).

Z^1 is

- (a) $NHC(=O)R^1$,
- (b) $NHC(=S)R^1$,
- (c) $NH-het^1$,
- (d) $O-het^1$,
- (e) $S-het^1$, or

25

(f) het²;R¹ is

- 5
- (a) NH₂,
 - (b) NHC₁₋₄alkyl,
 - (c) C₁₋₄alkyl,
 - (d) C₂₋₄alkenyl,
 - (e) -CH₂C(=O)C₁₋₄alkyl,
 - (f) OC₁₋₄alkyl,
 - 10 (g) SC₁₋₄alkyl, or
 - (h) C₃₋₆cycloalkyl;

Each X, Y, and Z is independently selected from

- 15
- (a) H,
 - (b) Cl,
 - (c) F, or
 - (d) CH₃

R⁴ is

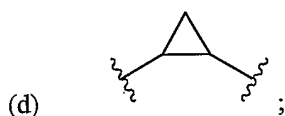
- 20
- (a) H,
 - (b) C₁₋₄alkyl,
 - (c) OC₁₋₄alkyl,
 - (d) SC₁₋₄alkyl, or
 - (e) NHC₁₋₄alkyl;

R⁵ is

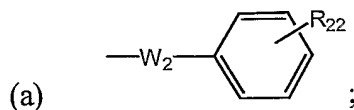
- 25
- (a) H,
 - (b) C₁₋₄alkyl, or
 - (c) -(CH₂)_n-W₁-(CH₂)_n-Z³;

W₁ is

- 30
- (a) -CH₂-,
 - (b) -CH=CH-,
 - (c) -C≡C-, or



Z^3 is



5 W_2 is

- (a) -O-,
 (b) -N(R₂₅)-, or
 (c) -C(=O)-N(R₂₅)-, wherein either the carbon or the nitrogen atom of the amide may be bound to a carbon atom of the phenyl ring of Z^3 ;

10 R_{22} is (CH₂)_tNR₂₃R₂₄, H, halo, C₁₋₄alkyl, -CN, -OH, -O-C₁₋₄alkyl, -S(O)_uC₁₋₄alkyl, and -C(=O)NH₂

R_{23} is H or C₁₋₄ alkyl;

R_{24} is H, C₁₋₄ alkyl, -S(O)₂-C₁₋₄alkyl, -C(=O)-C₁₋₄ alkyl, -C(=NH)-NH₂, -C(=O)-C(HR₂₆)-NR₂₇R₂₈;

15 R_{25} is H or C₁₋₄ alkyl;

R_{26} is H, C₁₋₄ alkyl which can be optionally substituted by -OH, -NH₂, -NH-C(=NH)-NH₂, -SH, -SCH₃, -COOH, -C(O)NH₂, and phenyl which can be optionally substituted with -OH, imidazole, indole, or R₂₆ and R₂₇ together with the carbon atom to which R₂₆ attaches and the nitrogen atom to which R₂₇ attaches form a

20 heterocycloalkyl;

R_{27} is H or C₁₋₄ alkyl;

R_{28} is H, C₁₋₄ alkyl, -S(O)₂-C₁₋₄alkyl, -C(=O)-C₁₋₄ alkyl, -C(=NH)-NH₂, -C(=O)-C(HR₂₆)-NR₂₇R₂₇

t is 0, 1;

25 u is 0, 1, 2;

n is 1 or 2;

het¹ is a C-linked five- (5) or six- (6) membered heterocyclic ring having 1-4 heteroatoms selected from the group consisting of oxygen, sulfur, and nitrogen; het¹ being optionally substituted on one or more carbon atoms by 1-2 substituents selected from C₁-C₄alkyl, amino, C₁-C₄alkylamino, C₁-C₄alkyloxy, halogen -CN, =O, =S, and being optionally substituted with C₁-C₄alkyl;

30

het² is a N-linked five- (5) or six- (6) membered heterocyclic ring having at least one nitrogen atom, and optionally having one oxygen or sulfur atom; het² being

optionally substituted on one or more carbon atoms by 1-2 substituents selected from C₁-C₄alkyl, amino, C₁-C₄alkylamino, C₁-C₄alkyloxy, halogen -CN, =O, =S, and being optionally substituted with C₁-C₄alkyl;

heterocycloalkyl is a four (5) or seven (7) membered saturated heterocyclic ring
 5 having 1-4 heteroatoms selected from the group consisting of oxygen, sulfur, and nitrogen; heterocycloalkyl being optionally substituted on one or more carbon atoms by 1-2 substituents selected from C₁-C₄alkyl, amino, C₁-C₄alkylamino, C₁-C₄alkyloxy, halogen -CN, =O, =S, and being optionally substituted with C₁-C₄alkyl;

at each occurrence, alkyl, alkenyl, or cycloalkyl is optionally substituted with 1-
 10 3 halo, -OH, -OC₁₋₄alkyl, and

Aryl refers to phenyl, biphenyl, or naphthyl, optionally substituted with halo, C₁₋₄ alkyl, OH, OC₁₋₄ alkyl, -CH₂NH₂, -CH₂NH(C₁₋₄ alkyl), and S(O)_nC₁₋₄alkyl.

Embodiments of this aspect of the invention may include one or more of the following. A is formula ii. X is F. Y is F. Z¹ is -NH-C(O)R₁. R₁ is selected from C₁₋₄alkyl optionally substituted with 1-3 halo. R₁ is C₁₋₄alkyl substituted with 1-2 halo. Z¹
 15 is -NH-C(S)R₁. Y¹ is -C(=O)- and X¹ is -N(R₅)-. X¹ is -C(=O)- and Y¹ is -N(R₅)-.

A compound selected from the group consisting of

N-({(5*S*)-3-[3-fluoro-4-(6-oxopiperidin-3-yl)phenyl]-2-oxo-1,3-oxazolidin-5-yl}methyl)acetamide;

20 *N*-({(5*S*)-3-[3-fluoro-4-(6-oxopiperidin-3-yl)phenyl]-2-oxo-1,3-oxazolidin-5-yl}methyl)propanamide;

2,2-dichloro-*N*-({(5*S*)-3-[3-fluoro-4-(6-oxopiperidin-3-yl)phenyl]-2-oxo-1,3-oxazolidin-5-yl}methyl)acetamide;

2,2-difluoro-*N*-({(5*S*)-3-[3-fluoro-4-(6-oxopiperidin-3-yl)phenyl]-2-oxo-1,3-oxazolidin-5-yl}methyl)ethanethioamide;

2,2-difluoro-*N*-({(5*S*)-3-[3-fluoro-4-(6-oxopiperidin-3-yl)phenyl]-2-oxo-1,3-oxazolidin-5-yl}methyl)acetamide;

N-({(5*S*)-3-[3,5-difluoro-4-(6-oxopiperidin-3-yl)phenyl]-2-oxo-1,3-oxazolidin-5-yl}methyl)acetamide;

2,2-dichloro-*N*-({(5*S*)-3-[3,5-difluoro-4-(6-oxopiperidin-3-yl)phenyl]-2-oxo-1,3-oxazolidin-5-yl}methyl)acetamide;

N-({(5*S*)-3-[3,5-difluoro-4-(6-oxopiperidin-3-yl)phenyl]-2-oxo-1,3-oxazolidin-5-yl}methyl)-2,2-difluoroethanethioamide;

- N*-({(5*S*)-3-[3,5-difluoro-4-(6-oxopiperidin-3-yl)phenyl]-2-oxo-1,3-oxazolidin-5-yl}methyl)-2,2-difluoroacetamide;
- N*-({(5*S*)-2-oxo-3-[4-(6-oxopiperidin-3-yl)phenyl]-1,3-oxazolidin-5-yl}methyl)acetamide;
- 5 *N*-({(5*S*)-2-oxo-3-[4-(6-oxopiperidin-3-yl)phenyl]-1,3-oxazolidin-5-yl}methyl)propanamide;
- 2,2-dichloro-*N*-({(5*S*)-2-oxo-3-[4-(6-oxopiperidin-3-yl)phenyl]-1,3-oxazolidin-5-yl}methyl)acetamide;
- 2,2-difluoro-*N*-({(5*S*)-2-oxo-3-[4-(6-oxopiperidin-3-yl)phenyl]-1,3-oxazolidin-5-yl}methyl)ethanethioamide;
- 10 2,2-difluoro-*N*-({(5*S*)-2-oxo-3-[4-(6-oxopiperidin-3-yl)phenyl]-1,3-oxazolidin-5-yl}methyl)ethanethioamide;
- ({(5*S*)-3-[4-(1-methyl-6-oxopiperidin-3-yl)phenyl]-2-oxo-1,3-oxazolidin-5-yl}methyl)acetamide;
- 15 *N*-({(5*S*)-3-[3-fluoro-4-(2-oxopiperidin-4-yl)phenyl]-2-oxo-1,3-oxazolidin-5-yl}methyl)acetamide;
- N*-({(5*S*)-3-[3-fluoro-4-(2-oxopiperidin-4-yl)phenyl]-2-oxo-1,3-oxazolidin-5-yl}methyl)propanamide;
- 2,2-difluoro-*N*-({(5*S*)-3-[3-fluoro-4-(2-oxopiperidin-4-yl)phenyl]-2-oxo-1,3-oxazolidin-5-yl}methyl)ethanethioamide;
- 20 *N*-({(5*S*)-3-[3,5-difluoro-4-(2-oxopiperidin-4-yl)phenyl]-2-oxo-1,3-oxazolidin-5-yl}methyl)acetamide;
- N*-({(5*S*)-3-[3,5-difluoro-4-(2-oxopiperidin-4-yl)phenyl]-2-oxo-1,3-oxazolidin-5-yl}methyl)propanamide;
- 25 *N*-({(5*S*)-3-[3,5-difluoro-4-(2-oxopiperidin-4-yl)phenyl]-2-oxo-1,3-oxazolidin-5-yl}methyl)-2,2-difluoroethanethioamide;
- N*-({(5*S*)-2-oxo-3-[4-(2-oxopiperidin-4-yl)phenyl]-1,3-oxazolidin-5-yl}methyl)acetamide;
- 2,2-difluoro-*N*-({(5*S*)-2-oxo-3-[4-(2-oxopiperidin-4-yl)phenyl]-1,3-oxazolidin-5-yl}methyl)ethanethioamide;
- 30 *N*-({(5*S*)-2-oxo-3-[4-(2-oxopiperidin-4-yl)phenyl]-1,3-oxazolidin-5-yl}methyl)propanamide;

N-({(5*S*)-3-[4-(1-methyl-2-oxopiperidin-4-yl)phenyl]-2-oxo-1,3-oxazolidin-5-yl)methyl)acetamide; and
5- {2,6-difluoro-4-[(5*R*)-2-oxo-5-(1*H*-1,2,3-triazol-1-ylmethyl)-1,3-oxazolidin-3-yl]phenyl} piperidin-2-one.

5 In another aspect, the invention features a method for the treatment of microbial infections in mammals including administering an effective amount of compound of formula 1 to the mammal.

Embodiments of this aspect of the invention feature one or more of the following. The compound is administered to the mammal orally, parenterally,
10 transdermally, or topically in a pharmaceutical composition. The compound is administered in an amount of from about 0.1 to about 100 mg/kg of body weight/day. The compound is administered in an amount of from about 1 to about 50 mg/kg of body weight/day.

In yet another aspect, the invention features a pharmaceutical composition
15 comprising a compound of claim 1 and a pharmaceutically acceptable carrier.

DETAILED DESCRIPTION OF THE INVENTION

The following definitions are used, unless otherwise described.

The carbon atom content of various hydrocarbon-containing moieties is
20 indicated by a prefix designating the minimum and maximum number of carbon atoms in the moiety, i.e., the prefix C_{i-j} indicates a moiety of the integer “i” to the integer “j” carbon atoms, inclusive. Thus, for example, C₁₋₇ alkyl refers to alkyl of one to seven carbon atoms, inclusive.

The term “halo” refers to a halogen atom selected from Cl, Br, I, and F.

25 The term “alkyl” refers to both straight- and branched-chain moieties. Unless otherwise specifically stated alkyl moieties include between 1 and 6 carbon atoms.

The term “alkenyl” refers to both straight- and branched-chain moieties containing at least one –C=C–. Unless otherwise specifically stated alkenyl moieties include between 1 and 6 carbon atoms.

30 The term “alkynyl” refers to both straight- and branched-chain moieties containing at least one –C≡C–. Unless otherwise specifically stated alkynyl moieties include between 1 and 6 carbon atoms.

The term “alkoxy” refers to –O-alkyl groups.

The term "cycloalkyl" refers to a cyclic alkyl moiety. Unless otherwise specifically stated cycloalkyl moieties will include between 3 and 7 carbon atoms.

The term "cycloalkenyl" refers to a cyclic alkenyl moiety. Unless otherwise specifically stated cycloalkenyl moieties will include between 3 and 7 carbon atoms and
5 at least one $-C=C-$ group within the cyclic ring.

The term "amino" refers to $-NH_2$.

The term "aryl" refers to phenyl and naphthyl.

The term "het" refers to mono- or bicyclic ring systems containing at least one heteroatom selected from O, S, and N. Each monocyclic ring may be aromatic,
10 saturated, or partially unsaturated. A bicyclic ring system may include a monocyclic ring containing at least one heteroatom fused with a cycloalkyl or aryl group. A bicyclic ring system may also include a monocyclic ring containing at least one heteroatom fused with another het, monocyclic ring system. The term het encompasses the terms het¹, het², and heterocycloalkyl, described herein.

15 Examples of "het" include, but are not limited to, pyridine, thiophene, furan, pyrazoline, pyrimidine, 2-pyridyl, 3-pyridyl, 4-pyridyl, 2-pyrimidinyl, 4-pyrimidinyl, 5-pyrimidinyl, 3-pyridazinyl, 4-pyridazinyl, 3-pyrazinyl, 4-oxo-2-imidazolyl, 2-imidazolyl, 4-imidazolyl, 3-isoxazolyl, 4-isoxazolyl, 5-isoxazolyl, 3-pyrazolyl, 4-pyrazolyl, 5-pyrazolyl, 2-oxazolyl, 4-oxazolyl, 4-oxo-2-oxazolyl, 5-oxazolyl, 1,2,3-oxathiazole,
20 1,2,3-oxadiazole, 1,2,4-oxadiazole, 1,2,5-oxadiazole, 1,3,4-oxadiazole, 2-thiazolyl, 4-thiazolyl, 5-thiazolyl, 3-isothiazole, 4-isothiazole, 5-isothiazole, 2-furanyl, 3-furanyl, 2-thienyl, 3-thienyl, 2-pyrrolyl, 3-pyrrolyl, 3-isopyrrolyl, 4-isopyrrolyl, 5-isopyrrolyl, 1,2,3,-oxathiazole-1-oxide, 1,2,4-oxadiazol-3-yl, 1,2,4-oxadiazol-5-yl, 5-oxo-1,2,4-oxadiazol-3-yl, 1,2,4-thiadiazol-3-yl, 1,2,4-thiadiazol-5-yl, 3-oxo-1,2,4-thiadiazol-5-yl,
25 1,3,4-thiadiazol-5-yl, 2-oxo-1,3,4-thiadiazol-5-yl, 1,2,4-triazol-3-yl, 1,2,4-triazol-5-yl, 1,2,3,4-tetrazol-5-yl, 5-oxazolyl, 3-isothiazolyl, 4-isothiazolyl, 5-isothiazolyl, 1,3,4,-oxadiazole, 4-oxo-2-thiazolinyl, 5-methyl-1,3,4-thiadiazol-2-yl, thiazoledione, 1,2,3,4-thiatriazole, 1,2,4-dithiazolone, phthalimide, quinolinyl, morpholinyl, benzoxazolyl, diazinyl, triazinyl, quinolinyl, quinoxalinyl, naphthyridinyl, azetidiny, pyrrolidinyl,
30 hydantoinyl, oxathiolanyl, dioxolanyl, imidazolidinyl, and azabicyclo[2.2.1]heptyl.

The term "heteroaryl" refers to an aromatic het, examples of which include, but are not limited to, pyridine and thiophene.

The term "substituted alkyl" refers to an alkyl moiety including 1-4 substituents selected from halo, het, cycloalkyl, cycloalkenyl, aryl, -OQ₁₀, -SQ₁₀, -S(O)₂Q₁₀, -S(O)Q₁₀, -OS(O)₂Q₁₀, -C(=NQ₁₀)Q₁₀, -SC(O)Q₁₀, -NQ₁₀Q₁₀, -C(O)Q₁₀, -C(S)Q₁₀, -C(O)OQ₁₀, -OC(O)Q₁₀, -C(O)NQ₁₀Q₁₀, -C(O)C(Q₁₆)₂OC(O)Q₁₀, -CN, =O, =S, -NQ₁₀C(O)Q₁₀, -NQ₁₀C(O)NQ₁₀Q₁₀, -S(O)₂NQ₁₀Q₁₀, -NQ₁₀S(O)₂Q₁₀, -NQ₁₀S(O)Q₁₀, -NQ₁₀SQ₁₀, -NO₂, and -SNQ₁₀Q₁₀. Each of the het, cycloalkyl, cycloalkenyl, and aryl may be optionally substituted with 1-4 substituents independently selected from halo and Q₁₅.

The term "substituted aryl" refers to an aryl moiety having 1-3 substituents selected from -OQ₁₀, -SQ₁₀, -S(O)₂Q₁₀, -S(O)Q₁₀, -OS(O)₂Q₁₀, -C(=NQ₁₀)Q₁₀, -SC(O)Q₁₀, -NQ₁₀Q₁₀, -C(O)Q₁₀, -C(S)Q₁₀, -C(O)OQ₁₀, -OC(O)Q₁₀, -C(O)NQ₁₀Q₁₀, -C(O)C(Q₁₆)₂OC(O)Q₁₀, -CN, -NQ₁₀C(O)Q₁₀, -NQ₁₀C(O)NQ₁₀Q₁₀, -S(O)₂NQ₁₀Q₁₀, -NQ₁₀S(O)₂Q₁₀, -NQ₁₀S(O)Q₁₀, -NQ₁₀SQ₁₀, -NO₂, -SNQ₁₀Q₁₀, alkyl, substituted alkyl, het, halo, cycloalkyl, cycloalkenyl, and aryl. The het, cycloalkyl, cycloalkenyl, and aryl may be optionally substituted with 1-3 substituents selected from halo and Q₁₅.

The term "substituted het" refers to a het moiety including 1-4 substituents selected from -OQ₁₀, -SQ₁₀, -S(O)₂Q₁₀, -S(O)Q₁₀, -OS(O)₂Q₁₀, -C(=NQ₁₀)Q₁₀, -SC(O)Q₁₀, -NQ₁₀Q₁₀, -C(O)Q₁₀, -C(S)Q₁₀, -C(O)OQ₁₀, -OC(O)Q₁₀, -C(O)NQ₁₀Q₁₀, -C(O)C(Q₁₆)₂OC(O)Q₁₀, -CN, -NQ₁₀C(O)Q₁₀, -NQ₁₀C(O)NQ₁₀Q₁₀, -S(O)₂NQ₁₀Q₁₀, -NQ₁₀S(O)₂Q₁₀, -NQ₁₀S(O)Q₁₀, -NQ₁₀SQ₁₀, -NO₂, -SNQ₁₀Q₁₀, alkyl, substituted alkyl, het, halo, cycloalkyl, cycloalkenyl, and aryl. The substituted het also may be substituted by one or more =O or =S substituents provided that the O or S are bound to ring atoms capable of supporting a double bond between the ring atom and O or S. The het, cycloalkyl, cycloalkenyl, and aryl may be optionally substituted with 1-3 substituents selected from halo and Q₁₅.

The term "substituted alkenyl" refers to an alkenyl moiety including 1-3 substituents -OQ₁₀, -SQ₁₀, -S(O)₂Q₁₀, -S(O)Q₁₀, -OS(O)₂Q₁₀, -C(=NQ₁₀)Q₁₀, -SC(O)Q₁₀, -NQ₁₀Q₁₀, -C(O)Q₁₀, -C(S)Q₁₀, -C(O)OQ₁₀, -OC(O)Q₁₀, -C(O)NQ₁₀Q₁₀, -C(O)C(Q₁₆)₂OC(O)Q₁₀, -CN, =O, =S, -NQ₁₀C(O)Q₁₀, -NQ₁₀C(O)NQ₁₀Q₁₀, -S(O)₂NQ₁₀Q₁₀, -NQ₁₀S(O)₂Q₁₀, -NQ₁₀S(O)Q₁₀, -NQ₁₀SQ₁₀, -NO₂, -SNQ₁₀Q₁₀, alkyl, substituted alkyl, het, halo, cycloalkyl, cycloalkenyl, and aryl. The het, cycloalkyl,

cycloalkenyl, and aryl may be optionally substituted with 1-3 substituents selected from halo and Q₁₅.

The term "substituted alkoxy" refers to an alkoxy moiety including 1-3 substituents -OQ₁₀, -SQ₁₀, -S(O)₂Q₁₀, -S(O)Q₁₀, -OS(O)₂Q₁₀, -C(=NQ₁₀)Q₁₀,
 5 -SC(O)Q₁₀, -NQ₁₀Q₁₀, -C(O)Q₁₀, -C(S)Q₁₀, -C(O)OQ₁₀, -OC(O)Q₁₀, -C(O)NQ₁₀Q₁₀,
 -C(O)C(Q₁₆)₂OC(O)Q₁₀, -CN, =O, =S, -NQ₁₀C(O)Q₁₀, -NQ₁₀C(O)NQ₁₀Q₁₀,
 -S(O)₂NQ₁₀Q₁₀, -NQ₁₀S(O)₂Q₁₀, -NQ₁₀S(O)Q₁₀, -NQ₁₀SQ₁₀, -NO₂, -SNQ₁₀Q₁₀, alkyl,
 substituted alkyl, het, halo, cycloalkyl, cycloalkenyl, and aryl. The het, cycloalkyl,
 cycloalkenyl, and aryl may be optionally substituted with 1-3 substituents selected from
 10 halo and Q₁₅.

The term "substituted cycloalkenyl" refers to a cycloalkenyl moiety including 1-3 substituents -OQ₁₀, -SQ₁₀, -S(O)₂Q₁₀, -S(O)Q₁₀, -OS(O)₂Q₁₀, -C(=NQ₁₀)Q₁₀,
 -SC(O)Q₁₀, -NQ₁₀Q₁₀, -C(O)Q₁₀, -C(S)Q₁₀, -C(O)OQ₁₀, -OC(O)Q₁₀, -C(O)NQ₁₀Q₁₀,
 -C(O)C(Q₁₆)₂OC(O)Q₁₀, -CN, =O, =S, -NQ₁₀C(O)Q₁₀, -NQ₁₀C(O)NQ₁₀Q₁₀,
 15 -S(O)₂NQ₁₀Q₁₀, -NQ₁₀S(O)₂Q₁₀, -NQ₁₀S(O)Q₁₀, -NQ₁₀SQ₁₀, -NO₂, -SNQ₁₀Q₁₀, alkyl,
 substituted alkyl, het, halo, cycloalkyl, cycloalkenyl, and aryl. The het, cycloalkyl,
 cycloalkenyl, and aryl may be optionally substituted with 1-3 substituents selected from
 halo and Q₁₅.

The term "substituted amino" refers to an amino moiety in which one or both
 20 of the amino hydrogens are replaced with a group selected from -OQ₁₀, -SQ₁₀,
 -S(O)₂Q₁₀, -S(O)Q₁₀, -OS(O)₂Q₁₀, -C(O)Q₁₀, -C(S)Q₁₀, -C(O)OQ₁₀, -OC(O)Q₁₀,
 -C(O)NQ₁₀Q₁₀, -C(O)C(Q₁₆)₂OC(O)Q₁₀, -CN, alkyl, substituted alkyl, het, halo,
 cycloalkyl, cycloalkenyl, and aryl. The het, cycloalkyl, cycloalkenyl, and aryl may be
 optionally substituted with 1-3 substituents selected from halo and Q₁₅.

Each Q₁₀ is independently selected from -H, alkyl, cycloalkyl, het, cycloalkenyl,
 25 and aryl. The het, cycloalkyl, cycloalkenyl, and aryl may be optionally substituted with
 1-3 substituents selected from halo and Q₁₃.

Each Q₁₁ is independently selected from -H, halo, alkyl, aryl, cycloalkyl, and
 het. The alkyl, cycloalkyl, and het may be optionally substituted with 1-3 substituents
 30 independently selected from halo, -NO₂, -CN, =S, =O, and Q₁₄. The aryl may be
 optionally substituted with 1-3 substituents independently selected from halo, -NO₂,
 -CN, and Q₁₄.

Each Q_{13} is independently selected from Q_{11} , $-OQ_{11}$, $-SQ_{11}$, $-S(O)_2Q_{11}$, $-S(O)Q_{11}$, $-OS(O)_2Q_{11}$, $-C(=NQ_{11})Q_{11}$, $-SC(O)Q_{11}$, $-NQ_{11}Q_{11}$, $-C(O)Q_{11}$, $-C(S)Q_{11}$, $-C(O)OQ_{11}$, $-OC(O)Q_{11}$, $-C(O)NQ_{11}Q_{11}$, $-C(O)C(Q_{16})_2OC(O)Q_{10}$, $-CN$, $=O$, $=S$, $-NQ_{11}C(O)Q_{11}$, $-NQ_{11}C(O)NQ_{11}Q_{11}$, $-S(O)_2NQ_{11}Q_{11}$, $-NQ_{11}S(O)_2Q_{11}$, $-NQ_{11}S(O)Q_{11}$, $-NQ_{11}SQ_{11}$, $-NO_2$, and $-SNQ_{11}Q_{11}$, provided that Q_{13} is not $=O$ or $=S$ when Q_{10} is aryl or a het lacking any atom capable of forming a double bond with O or S.

Each Q_{14} is $-H$ or a substituent selected from alkyl, cycloalkyl, cycloalkenyl, phenyl, or naphthyl, each optionally substituted with 1-4 substituents independently selected from $-F$, $-Cl$, $-Br$, $-I$, $-OQ_{16}$, $-SQ_{16}$, $-S(O)_2Q_{16}$, $-S(O)Q_{16}$, $-OS(O)_2Q_{16}$, $-NQ_{16}Q_{16}$, $-C(O)Q_{16}$, $-C(S)Q_{16}$, $-C(O)OQ_{16}$, $-NO_2$, $-C(O)NQ_{16}Q_{16}$, $-CN$, $-NQ_{16}C(O)Q_{16}$, $-NQ_{16}C(O)NQ_{16}Q_{16}$, $-S(O)_2NQ_{16}Q_{16}$, and $-NQ_{16}S(O)_2Q_{16}$. The alkyl, cycloalkyl, and cycloalkenyl may be further substituted with $=O$ or $=S$.

Each Q_{15} is alkyl, cycloalkyl, cycloalkenyl, het, phenyl, or naphthyl, each optionally substituted with 1-4 substituents independently selected from $-F$, $-Cl$, $-Br$, $-I$, $-OQ_{16}$, $-SQ_{16}$, $-S(O)_2Q_{16}$, $-S(O)Q_{16}$, $-OS(O)_2Q_{16}$, $-C(=NQ_{16})Q_{16}$, $-SC(O)Q_{16}$, $-NQ_{16}Q_{16}$, $-C(O)Q_{16}$, $-C(S)Q_{16}$, $-C(O)OQ_{16}$, $-OC(O)Q_{16}$, $-C(O)NQ_{16}Q_{16}$, $-C(O)C(Q_{16})_2OC(O)Q_{16}$, $-CN$, $-NQ_{16}C(O)Q_{16}$, $-NQ_{16}C(O)NQ_{16}Q_{16}$, $-S(O)_2NQ_{16}Q_{16}$, $-NQ_{16}S(O)_2Q_{16}$, $-NQ_{16}S(O)Q_{16}$, $-NQ_{16}SQ_{16}$, $-NO_2$, and $-SNQ_{16}Q_{16}$. The alkyl, cycloalkyl, and cycloalkenyl may be further substituted with $=O$ or $=S$.

Each Q_{16} is independently selected from $-H$, alkyl, and cycloalkyl. The alkyl and cycloalkyl may optionally include 1-3 halos.

Mammal refers to human or animals.

The compounds of the present invention are generally named according to the IUPAC or CAS nomenclature system. Abbreviations which are well known to one of ordinary skill in the art may be used (e.g. "Ph" for phenyl, "Me" for methyl, "Et" for ethyl, "O" for oxygen atom, "S" for sulfur atom, "N" for nitrogen atom, "h" for hour or hours and "rt" for room temperature).

The compounds of the present invention can be converted to their salts, where appropriate, according to conventional methods.

The term "pharmaceutically acceptable salts" refers to acid addition salts useful for administering the compounds of this invention and include hydrochloride, hydrobromide, hydroiodide, sulfate, phosphate, acetate, propionate, lactate, mesylate,

maleate, malate, succinate, tartrate, citric acid, 2-hydroxyethyl sulfonate, fumarate and the like. These salts may be in hydrated form.

The compounds of Formula I of this invention contain a chiral center, such as at C-5 of the isoxazoline ring, and as such there exist two enantiomers or a racemic
5 mixture of both. This invention relates to both the enantiomers, as well as mixtures containing both the isomers. In addition, depending on substituents, additional chiral centers and other isomeric forms may be present in compounds of formula I, and this invention embraces all possible stereoisomers and geometric forms.

The compounds of this invention are useful for treatment of microbial
10 infections in humans and other warm blooded animals, under both parenteral and oral administration.

The pharmaceutical compositions of this invention may be prepared by combining the compounds of this invention with a solid or liquid pharmaceutically acceptable carrier and, optionally, with pharmaceutically acceptable adjuvants and
15 excipients employing standard and conventional techniques. Solid form compositions include powders, tablets, dispersible granules, capsules, cachets and suppositories. A solid carrier can be at least one substance which may also function as a diluent, flavoring agent, solubilizer, lubricant, suspending agent, binder, tablet disintegrating agent, and encapsulating agent. Inert solid carriers include magnesium carbonate,
20 magnesium stearate, talc, sugar, lactose, pectin, dextrin, starch, gelatin, cellulosic materials, low melting wax, cocoa butter, and the like. Liquid form compositions include solutions, suspensions and emulsions. For example, there may be provided solutions of the compounds of this invention dissolved in water and water-propylene glycol systems, optionally containing suitable conventional coloring agents, flavoring
25 agents, stabilizers and thickening agents.

Preferably, the pharmaceutical composition is provided employing conventional techniques in unit dosage form containing effective or appropriate amounts of the active component, that is, the compound according to this invention.

The quantity of active component, that is the compound according to this
30 invention, in the pharmaceutical composition and unit dosage form thereof may be varied or adjusted widely depending upon the particular application, the potency of the particular compound and the desired concentration. Generally, the quantity of active component will range between 0.5% to 90% by weight of the composition.

In therapeutic use for treating, or combatting, bacterial infections in warm-blooded animals, the compounds or pharmaceutical compositions thereof will be administered orally, parenterally and/or topically at a dosage to obtain and maintain a concentration, that is, an amount, or blood-level of active component in the animal
5 undergoing treatment which will be antibacterially effective. Generally, such antibacterially effective amount of dosage of active component will be in the range of about 0.1 to about 100, more preferably about 3.0 to about 50 mg/kg of body weight/day. It is to be understood that the dosages may vary depending upon the requirements of the patient, the severity of the bacterial infection being treated, and the particular
10 compound being used. Also, it is to be understood that the initial dosage administered may be increased beyond the above upper level in order to rapidly achieve the desired blood-level or the initial dosage may be smaller than the optimum and the daily dosage may be progressively increased during the course of treatment depending on the particular situation. If desired, the daily dose may also be divided into multiple doses
15 for administration, e.g., 2-4 four times per day.

The compounds according to this invention may be administered parenterally, i.e., by injection, for example, by intravenous injection or by other parenteral routes of administration. Pharmaceutical compositions for parenteral administration will generally contain a pharmaceutically acceptable amount of the compound or a soluble
20 salt (acid addition salt or base salt) dissolved in a pharmaceutically acceptable liquid carrier such as, for example, water-for-injection and a buffer to provide a suitably buffered isotonic solution, for example, having a pH of about 3.5-6. Suitable buffering agents include, for example, trisodium orthophosphate, sodium bicarbonate, sodium citrate, N-methylglucamine, L(+)-lysine and L(+)-arginine to name but a few
25 representative buffering agents. The compound of this invention generally will be dissolved in the carrier in an amount sufficient to provide a pharmaceutically acceptable injectable concentration in the range of about 1 mg/mL to about 400 mg/mL of solution. The resulting liquid pharmaceutical composition will be administered so as to obtain the above-mentioned antibacterially effective amount of
30 dosage. The compounds according to this invention are advantageously administered orally in solid and liquid dosage forms.

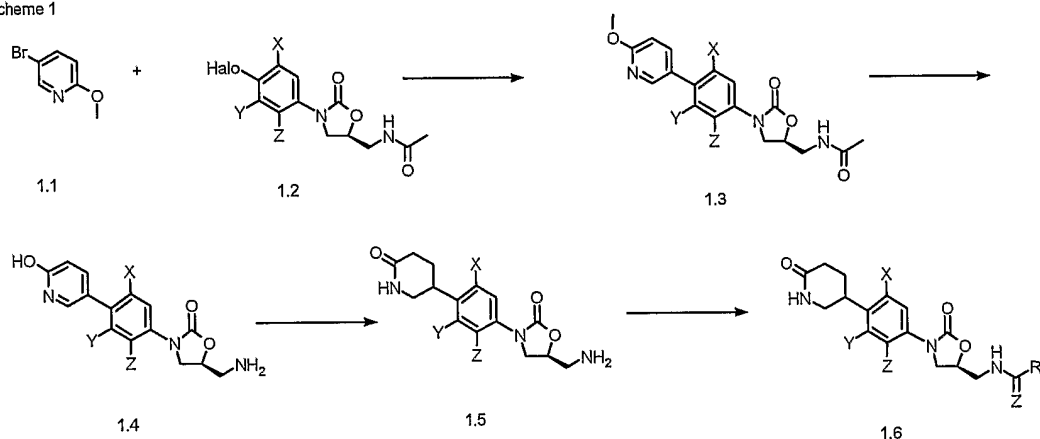
As a topical treatment an effective amount of Formula I is admixed in a pharmaceutically acceptable gel or cream vehicle that can be applied to the patient's

skin at the area of treatment. Preparation of such creams and gels is well known in the art and can include penetration enhancers.

The oxazolidinone antibacterial agents of this invention have useful activity against a variety of organisms. The *in vitro* activity of compounds of this invention can be assessed by standard testing procedures such as the determination of minimum inhibitory concentration (MIC) by agar dilution as described in "Approved Standard. Methods for Dilution Antimicrobial Susceptibility Tests for Bacteria That Grow Aerobically", 3rd. ed., published 1993 by the National Committee for Clinical Laboratory Standards, Villanova, Pennsylvania, USA.

Compounds of formula I may be produced by methods known to those skilled in the art. For instance the compounds of formula I may be synthesized via schemes 1-4 shown below.

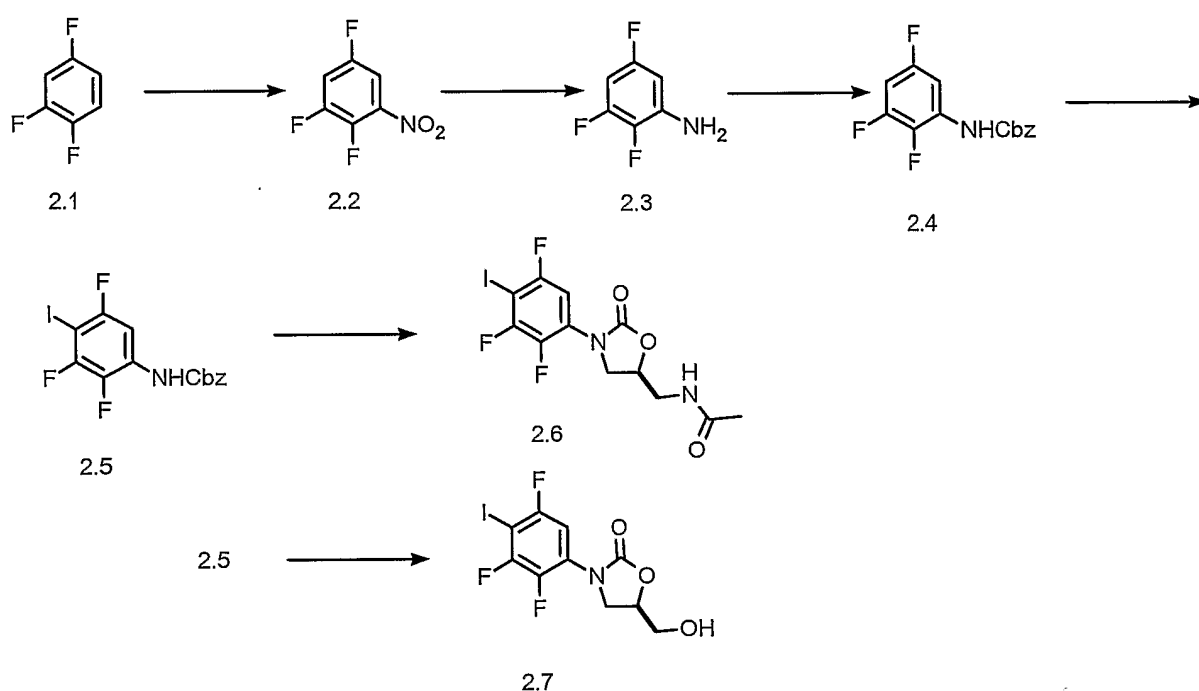
Scheme 1



Referring to scheme 1, a functionalized pyridine **1.1** including an alkoxy moiety is coupled via a Suzuki type coupling to an N-phenyl-2-oxazolidinone-5-carboxamide **1.2** to form an alkoxy substituted pyridyl-4-phenyl-2-oxazolidinone-5-methyl amide **1.3**. Acidic cleavage of the alkoxy substituent with HCl / dioxane provides the hydroxypyridine **1.4**. Hydrogenation of the alcohol substituted pyridyl-4-phenyl-2-oxazolidinone-5-methyl amine **1.4** affords the N-phenyl-2-oxazolidinone-5-methylamine lactam **1.5** and acylation of the oxazolidinone C-5 methyl amine provides the desired lactam **1.6**. Although scheme 1 illustrates a synthesis for preparing *N*-({(5*S*)-3-[4-(6-oxopiperidin-3-yl)phenyl]-2-oxo-1,3-oxazolidin-5-yl}methyl) derivatives, *N*-({(5*S*)-3-[4-(2-oxopiperidin-4-yl)phenyl]-2-oxo-1,3-oxazolidin-5-yl}methyl) derivatives may be synthesized by utilizing the appropriate pyridine starting material.

N-phenyl-2-oxazolidinone-5-carboxamide starting materials may be produced by known methods. For instance, compounds including X=Y=Z=H are described by U.S. Patent No. 4,705,799, which is hereby incorporated by reference. Compounds including the phenyl substituents (X=F, Y=Z=H) and (X=Y=F, Z=H) are described in
 5 U.S. Patent No. 5,523,403, which is hereby incorporated by reference. Scheme 2, shown below, describes a procedure for producing starting materials in which the phenyl substituents are X=Y=Z=F.

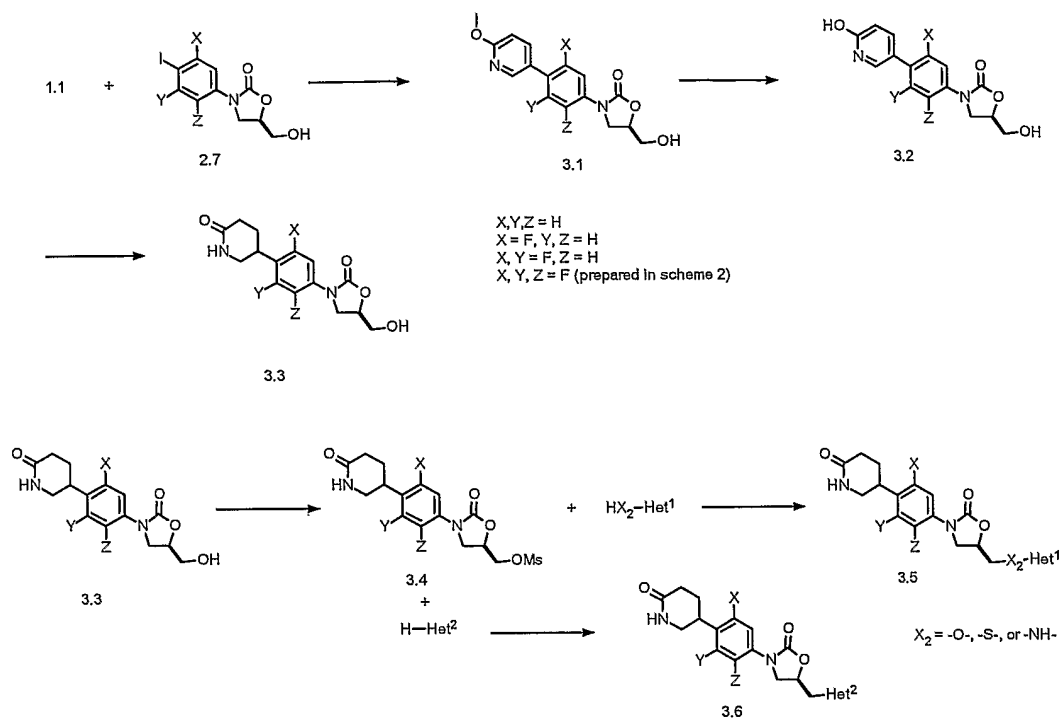
Scheme 2



10 Referring to scheme 2, trifluorobenzene **2.1** is nitrated to provide 2,3,5-trifluoronitrobenzene **2.2**. After reduction to the difluoroaniline **2.3**, the amine is protected to afford **2.4** and then halogenated to provide **2.5**. The substituted N-phenyl-oxazolidinone-5-methyl amide **2.6** may be produced from the protected aniline **2.5** using known methods, such as, described in **Case 393**, which are hereby
 15 incorporated by reference. The protected aniline alternatively can be converted to the alcohol **2.7** by methods described in *J. Med. Chem* **1996**, 39, 673. Hydrolysis and reduction of the methyl amide provides the N-phenyl-oxazolidinone-5-methyl alcohol

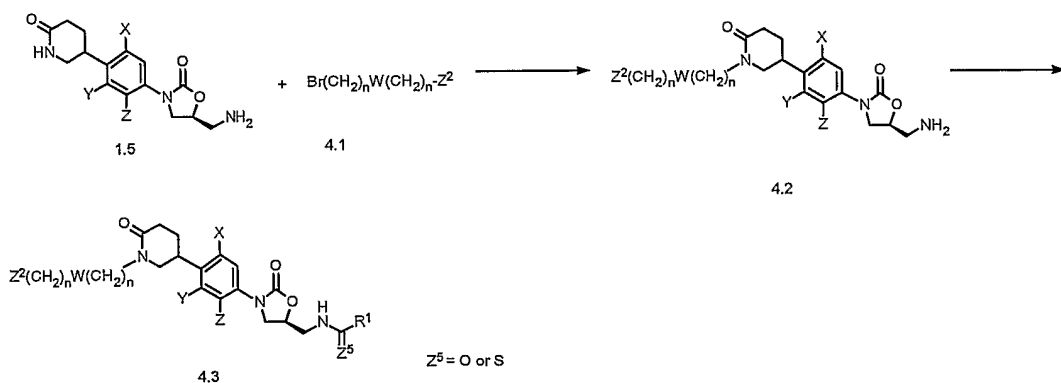
2.7.

Scheme 3



Referring scheme 3, N-phenyl-oxazolidinone-5-methyl alcohol **2.7** may be coupled to pyridine **1.1** via a Suzuki type coupling to afford **3.1**. Hydrolysis of **3.1** in HCl / Dioxane affords hydroxypyridine **3.2**. Reduction of the hydroxypyridine with palladium affords lactam alcohol **3.3**. Reaction of alcohol **3.3** with mesyl chloride in triethylamine affords the oxopiperidinyl-phenyl-oxazolidinone-5-methylmesylate **3.4**. Reaction of the mesylate **3.4** with $HX_2\text{-Het}^2$ or $H\text{-Het}^2$ provides the compounds **3.5** and **3.6**, respectively, of formula I.

Scheme 4



10

Referring to scheme 4, derivatizing the lactam **1.5** includes deprotonation using a strong base such as LDA followed by alkylating the lactam nitrogen by methods

known to those skilled in the art. Acylating the oxazolidinone-5-methyl amine 4.2 provides compounds 4.3 of formula I.

Suitable intermediates useful in preparing compounds of formula I and additional synthetic methods to assist in producing compounds of formula I may be found, for example, in the following publications each of which is hereby incorporated by reference.

U.S. Patent Nos. 5,225,565; 5,182,403; 5,164,510; 5,247,090; 5,231,188; 5,565,571; 5,547,950; 5,529,998; 5,627,181; 5,843,967; 5,861,413; 5,827,857; 5,869,659; 5,952,324; 5,968,962; 5,688,792; 6,069,160; 6,239,152; 5,792,765; 10 4,705,799; 5,043,443; 5,652,238; 5,827,857; 5,529,998; 5,684,023; 5,627,181; 5,698,574; 6,166,056; 6,194,441; 6,110,936; 6,069,145; 6,271,383; 5,981,528; 6,051,716; 6,043,266; 6,313,307; and 5,523,403.

PCT Application and publications PCT/US93/04850, WO94/01110; PCT/US94/08904, WO95/07271; PCT/US95/02972, WO95/25106; 15 PCT/US95/10992, WO96/13502; PCT/US96/05202, WO96/35691; PCT/US96/12766; PCT/US96/13726; PCT/US96/14135; PCT/US96/17120; PCT/US96/19149; PCT/US97/01970; PCT/US95/12751, WO96/15130, PCT/US96/00718, WO96/23788, WO98/54161, WO99/29688, WO99/03846, WO99/37641, WO99/37652, WO99/40094, WO97/30995, WO97/09328, 20 WO01/81350, WO01/40236, WO00/21960 WO01/4022, and WO95/07271.

In some embodiments, the antibacterial compounds are prodrugs of the compounds of formula I. The expression "prodrug" denotes a derivative of a known direct acting drug, which is transformed into the active drug by an enzymatic or chemical process. Prodrugs of the compounds of formula I are prepared by modifying functional groups present on the compound in such a way that the modifications are cleaved, either in routine manipulation or in vivo, to the parent compound. Prodrugs include, but are not limited to, compounds of structure (I) wherein hydroxy, amine or sulfhydryl groups are bonded to any group that, when administered to the animal, cleaves to form the free hydroxyl, amino or sulfhydryl group, respectively.

30 Representative examples of prodrugs include, but are not limited to, acetate, formate and benzoate derivatives of alcohol and amine functional groups. See Notari, R. E., "Theory and Practice of Prodrug Kinetics," *Methods in Enzymology*, 112:309-323 (1985); Bodor, N., "Novel Approaches in Prodrug Design," *Drugs of the Future*,

6(3):165-182 (1981); and Bundgaard, H., "Design of Prodrugs: Bioreversible-Derivatives for Various Functional Groups and Chemical Entities," in Design of Prodrugs (H. Bundgaard, ed.), Elsevier, N.Y. (1985).

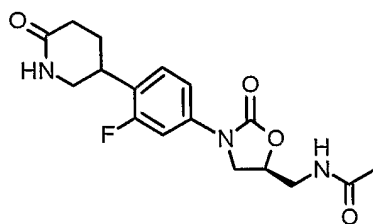
5

EXAMPLES

Without further elaboration, it is believed that one skilled in the art can, using the preceding description, practice the present invention to its fullest extent. The following detailed examples describe how to prepare the various compounds and/or perform the various processes of the invention and are to be construed as merely illustrative, and not limitations of the preceding disclosure in any way whatsoever. Those skilled in the art will promptly recognize appropriate variations from the procedures both as to reactants and as to reaction conditions and techniques.

15

Example 1. *N*-({(5*S*)-3-[3-fluoro-4-(6-oxopiperidin-3-yl)phenyl]-2-oxo-1,3-oxazolidin-5-yl}methyl)acetamide.



20

Step 1. Preparation of *N*-({(5*S*)-3-[3-fluoro-4-(6-methoxypyridin-3-yl)phenyl]-2-oxo-1,3-oxazolidin-5-yl}methyl)acetamide. To a stirred, degassed solution of 5-bromo-2-methoxypyridine (2.0g, 11 mmol), bis(pinacolato)diboron (3.0g, 12mmol), and potassium acetate (3.2g, 33mmol) in dimethylformamide (50mL) is added [1,1'-Bis(diphenylphosphino)-ferrocene]dichloropalladium(II), complex with dichloromethane (1:1) (0.269g, 0.33 mmol). The solution is degassed again and heated to 85 °C for 2 hours. The solution is cooled to RT and 2M sodium carbonate (13 mL, 26 mmol), (*S*)-*N*-[[3-(3-fluoro-4-iodophenyl)-2-oxo-5-oxazolidinyl]methyl]acetamide (as described in U.S. Patent No. 5,565,571, incorporated herein by reference)(4.0g, 11 mmol) and [1,1'-Bis(diphenylphosphino)-ferrocene]dichloropalladium(II), complex with dichloromethane (1:1) (0.269g, 0.33 mmol) is added. The reaction is heated to 85 °C for 16 hours. The reaction is cooled

30

to RT and the reaction concentrated to dryness. The residue is taken up in CH₂Cl₂/MeOH, absorbed onto silica and is purified on a biotage 40 M column (2 lots) with SIM using 1.5% MeOH in CH₂Cl₂ to afford 2.6g (7.2mmol, 67%) of the desired methoxypyridine compound as a pale brown solid. ¹H-NMR (DMSO) δ: 8.35, 8.27, 7.90, 7.63, 7.58, 7.41, 6.93, 4.76, 4.17, 3.89, 3.78, 3.43, 3.43, 1.84

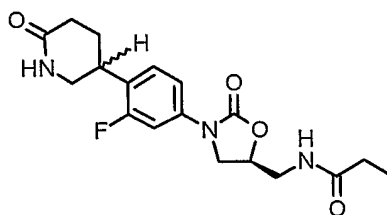
Step 2. Preparation of (5*S*)-5-(aminomethyl)-3-[3-fluoro-4-(6-hydroxypyridin-3-yl)phenyl]-1,3-oxazolidin-2-one. To a stirred mixture of the product of step 1 (0.5g, 1.3mmol) in dioxane (2mL) is added concentrated hydrochloric acid (1mL). The reaction is heated to reflux for 9 hours. The reaction is cooled to 0 °C and is poured into 100 mL of 0 °C MeOH saturated with NH₃ (100mL). Silica is added and the solution is concentrated to dryness. The residue is purified on a Biotage 40 S column with SIM using 5%-8% MeOH/NH₃ in CH₂Cl₂ to afford 0.3g (1.0mmol, 66%) of the desired hydroxypyridine compound. ¹H-NMR (DMSO) δ: 7.67, 7.58, 7.53, 7.39, 6.43, 4.64, 4.08, 3.89, 2.82.

Step 3. Preparation of 5-{4-[(5*S*)-5-(aminomethyl)-2-oxo-1,3-oxazolidin-3-yl]-2-fluorophenyl}piperidin-2-one. The hydroxypyridine from step 2 (0.85g, 2.8mmol) is placed in a 250mL parr bottle and is dissolved in trifluoroacetic acid (20mL). To this mixture is added 10% palladium on activated carbon. The mixture is hydrogenated at 50psi of H₂ and 50 °C for 4 hours. The mixture is concentrated to dryness and 50mL of MeOH saturated with NH₃ is added. Silica is added and the mixture is concentrated to dryness. The residue is purified on a Biotage 40 S column with SIM using 5%-6% MeOH/NH₄ in CH₂Cl₂ to afford 0.696g (2.3mmol, 81% of the desired lactam. ¹H-NMR (DMSO) δ: 7.59, 7.53, 7.39, 7.29, 4.62, 4.05, 3.85, 3.25, 2.81, 2.31, 1.90.

Step 4. Preparation of 1 *N*-({(5*S*)-3-[3-fluoro-4-(6-oxopiperidin-3-yl)phenyl]-2-oxo-1,3-oxazolidin-5-yl}methyl)acetamide. To a stirred mixture of lactam from step 3 (0.1g, 0.35mmol) at 0 °C in CH₂Cl₂ (10mL) is added triethylamine (0.073mL, 0.053mmol) followed by addition of acetic anhydride (0.039mL, 0.042 mmol). The reaction is stirred for 16 hours allowing the bath to expire. The reaction is then diluted

to 50mL with CH₂Cl₂ and washed with water (10 mL). The organic layer was dried (MgSO₄), silica is added and the mixture is concentrated to dryness. The residue is purified on a Biotage 12 M column with SIM using 2%-3% MeOH CH₂Cl₂ to afford 0.080g (0.23mmol, 67%) of the desired acetamide. ¹H-NMR (DMSO) δ: 8.25, 7.60, 7.48, 7.40, 7.26, 4.73, 4.11, 3.73, 3.40, 3.19, 2.31, 2.04, 1.83.

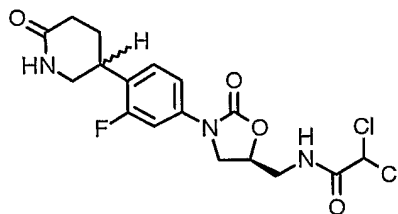
Example 2. *N*-({(5*S*)-3-[3-fluoro-4-(6-oxopiperidin-3-yl)phenyl]-2-oxo-1,3-oxazolidin-5-yl)methyl)propanamide.



10

N-({(5*S*)-3-[3-fluoro-4-(6-oxopiperidin-3-yl)phenyl]-2-oxo-1,3-oxazolidin-5-yl)methyl)propanamide is prepared as in step 4 of Example 1 substituting propionic anhydride for acetic anhydride. ¹H-NMR (DMSO) δ: 8.16, 7.59, 7.51, 7.39, 7.26, 4.73, 4.10, 3.74, 3.41, 3.22, 2.31, 2.09, 1.89, 0.94

Example 3. 2,2-dichloro-*N*-({(5*S*)-3-[3-fluoro-4-(6-oxopiperidin-3-yl)phenyl]-2-oxo-1,3-oxazolidin-5-yl)methyl)acetamide

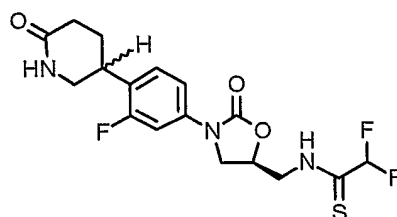


25

2,2-dichloro-N-({(5*S*)-3-[3-fluoro-4-(6-oxopiperidin-3-yl)phenyl]-2-oxo-1,3-oxazolidin-5-yl}methyl)acetamide was prepared as in step 4 of Example 1 substituting dichloroacetic anhydride for acetic anhydride. ¹H-NMR (DMSO) δ: 7.60, 7.48, 7.39, 7.25, 6.49, 4.80, 4.13, 3.74, 3.53, 3.21, 3.17, 2.34, 2.34, 2.25, 2.05, 1.90

5

Example 4. 2,2-difluoro-N-({(5*S*)-3-[3-fluoro-4-(6-oxopiperidin-3-yl)phenyl]-2-oxo-1,3-oxazolidin-5-yl}methyl)ethanethioamide



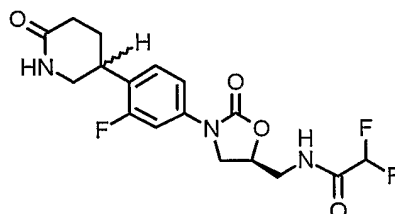
10

2,2-difluoro-N-({(5*S*)-3-[3-fluoro-4-(6-oxopiperidin-3-yl)phenyl]-2-oxo-1,3-oxazolidin-5-yl}methyl)ethanethioamide is prepared as in step 4 of Example 1 substituting *O*-(3,3-diphenylpropyl) difluoroethanethioate (Ref to Case 00558) for acetic anhydride. ¹H-NMR (DMSO) δ: 11.2, 7.59, 7.48, 7.4, 7.27, 6.49, 5.0, 4.18, 3.9, 3.85, 3.222.26, 2.04, 1.90

15

Example 5. 2,2-difluoro-N-({(5*S*)-3-[3-fluoro-4-(6-oxopiperidin-3-yl)phenyl]-2-oxo-1,3-oxazolidin-5-yl}methyl)acetamide

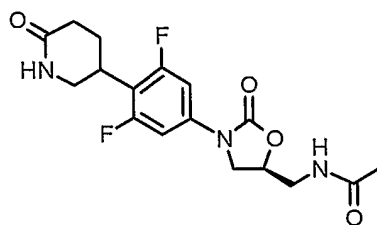
20



25 To a stirred solution of lactam from step 3 Example 1 (0.150g, 0.049mmol) in MeOH (7mL) is added triethylamine (0.10mL, 0.073mmol) followed by dropwise addition of

ethyldifluoroacetate (0.059mL, 0.059mmol). The reaction is stirred at RT for 16 hours. The solution is concentrated to dryness and then is diluted to 100mL with CH₂Cl₂. The solution is washed with water (2 x 5mL). The phases are separated and the organic layer is dried (MgSO₄). Silica is added to the solution and concentrated to dryness. The residue is purified on a Biotage 12 M column with SIM using 3% MeOH in CH₂Cl₂ to afford 0.131g (0.34mmol, 69%) of the desired compound. ¹H-NMR (DMSO) δ: 11.2, 7.57, 7.48, 7.40, 7.25, 6.24, 4.8, 4.14, 3.77, 3.53, 3.22, 2.34, 2.26, 2.03, 1.89

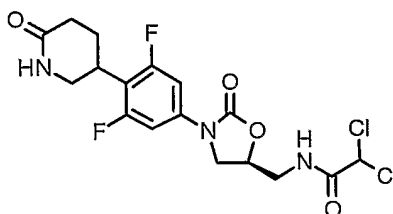
10 **Example 6.** *N*-({(5*S*)-3-[3,5-difluoro-4-(6-oxopiperidin-3-yl)phenyl]-2-oxo-1,3-oxazolidin-5-yl}methyl)acetamide.



15 *N*-({(5*S*)-3-[3,5-difluoro-4-(6-methoxypyridin-3-yl)phenyl]-2-oxo-1,3-oxazolidin-5-yl}methyl)acetamide is prepared by the route described in Example 1 substituting *N*-{[(5*S*)-3-(3,5-difluoro-4-iodophenyl)-2-oxo-1,3-oxazolidin-5-yl]methyl}acetamide for *N*-({(5*S*)-3-[3-fluoro-4-(6-methoxypyridin-3-yl)phenyl]-2-oxo-1,3-oxazolidin-5-yl}methyl)acetamide. ¹H-NMR (DMSO) δ: 8.25, 7.61, 7.30, 4.73, 4.10, 3.72, 3.49, 3.40, 2.30, 1.90, 1.83

20

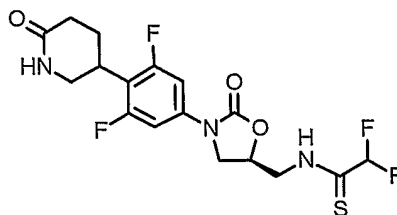
Example 7. 2,2-dichloro-*N*-({(5*S*)-3-[3,5-difluoro-4-(6-oxopiperidin-3-yl)phenyl]-2-oxo-1,3-oxazolidin-5-yl}methyl)acetamide



25 2,2-dichloro-*N*-({(5*S*)-3-[3,5-difluoro-4-(6-oxopiperidin-3-yl)phenyl]-2-oxo-1,3-oxazolidin-5-yl}methyl)acetamide is prepared as described in Example 6 substituting

dichloroacetic anhydride for acetic anhydride. $^1\text{H-NMR}$ (DMSO) δ : 8.97, 7.60, 7.29, 6.48, 4.82, 4.14, 3.73, 3.53, 3.37, 3.19, 23.30, 1.88

Example 8. *N*-({(5*S*)-3-[3,5-difluoro-4-(6-oxopiperidin-3-yl)phenyl]-2-oxo-1,3-oxazolidin-5-yl)methyl)-2,2-difluoroethanethioamide

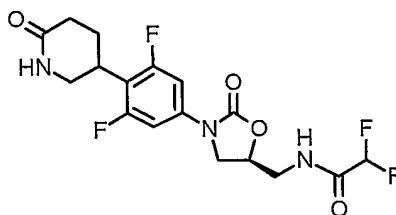


10

N-({(5*S*)-3-[3,5-difluoro-4-(6-oxopiperidin-3-yl)phenyl]-2-oxo-1,3-oxazolidin-5-yl)methyl)-2,2-difluoroethanethioamide is prepared as described in Example 4 substituting the amine prepared as an intermediate in Example 6 substituting *O*-(3,3-diphenylpropyl) difluoroethanethioate (Ref to Case 00558) for acetic anhydride. $^1\text{H-NMR}$ (DMSO) δ : 11.20, 7.60, 6.49, 5.76, 5.04, 4.17, 3.97, 3.84, 3.34, 3.21, 2.30, 1.89

15

Example 9. *N*-({(5*S*)-3-[3,5-difluoro-4-(6-oxopiperidin-3-yl)phenyl]-2-oxo-1,3-oxazolidin-5-yl)methyl)-2,2-difluoroacetamide



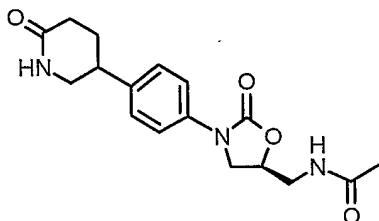
20

N-({(5*S*)-3-[3,5-difluoro-4-(6-oxopiperidin-3-yl)phenyl]-2-oxo-1,3-oxazolidin-5-yl)methyl)-2,2-difluoroacetamide is prepared as described in Example 6 substituting

25

ethyldifluoroacetate for acetic anhydride. $^1\text{H-NMR}$ (DMSO) δ : 9.20, 7.60, 7.29, 6.25, 4.82, 4.13, 3.76, 3.52, 3.33, 3.19, 3.09, 2.30, 1.89

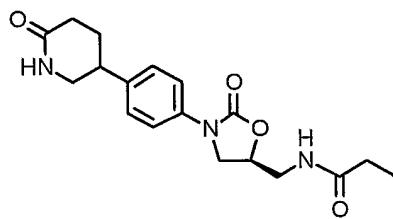
Example 10. *N*-({(5*S*)-2-oxo-3-[4-(6-oxopiperidin-3-yl)phenyl]-1,3-oxazolidin-5-yl)methyl)acetamide



N-({(5*S*)-2-oxo-3-[4-(6-oxopiperidin-3-yl)phenyl]-1,3-oxazolidin-5-yl)methyl)acetamide is prepared by the route described in Example 1 substituting tert-butyl [(5*S*)-3-(4-iodophenyl)-2-oxo-1,3-oxazolidin-5-yl]methylcarbamate for *N*-{[(5*S*)-3-(3-fluoro-4-iodophenyl)-2-oxo-1,3-oxazolidin-5-yl]methyl}acetamide. $^1\text{H-NMR}$ (DMSO) δ : 8.24, 7.51, 7.47, 7.33, 4.71, 4.10, 3.72, 3.40, 3.18, 3.14, 2.97, 2.28, 1.94, 1.83

15

Example 11. *N*-({(5*S*)-2-oxo-3-[4-(6-oxopiperidin-3-yl)phenyl]-1,3-oxazolidin-5-yl)methyl)propanamide

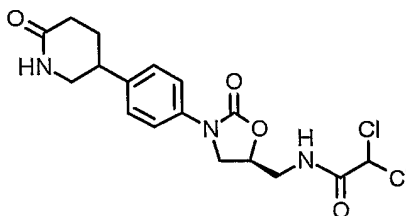


20

N-({(5*S*)-2-oxo-3-[4-(6-oxopiperidin-3-yl)phenyl]-1,3-oxazolidin-5-yl)methyl)propanamide is prepared as described in Example 10 substituting propionic anhydride for acetic anhydride. $^1\text{H-NMR}$ (DMSO) δ : 8.17, 7.57, 7.46, 7.33, 4.71, 4.09, 3.73, 3.41, 3.19, 2.96, 2.25, 2.09, 1.90, 0.94.

25

Example 12. 2,2-dichloro-N-((5S)-2-oxo-3-[4-(6-oxopiperidin-3-yl)phenyl]-1,3-oxazolidin-5-yl)methyl)acetamide

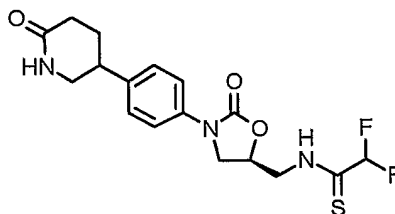


5

2,2-dichloro-N-((5S)-2-oxo-3-[4-(6-oxopiperidin-3-yl)phenyl]-1,3-oxazolidin-5-yl)methyl)acetamide is prepared as described in Example 10 substituting dichloroacetic anhydride for acetic anhydride. ¹H-NMR (DMSO) δ : 8.98, 7.57, 7.46, 7.32, 6.49,

10 4.79, 4.13, 3.73, 3.53, 3.02, 2.26, 1.90.

Example 13. 2,2-difluoro-N-((5S)-2-oxo-3-[4-(6-oxopiperidin-3-yl)phenyl]-1,3-oxazolidin-5-yl)methyl)ethanethioamide

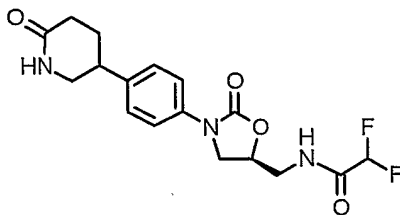


15

2,2-difluoro-N-((5S)-2-oxo-3-[4-(6-oxopiperidin-3-yl)phenyl]-1,3-oxazolidin-5-yl)methyl)ethanethioamide is prepared as described in Example 10 substituting *O*-(3,3-diphenylpropyl) difluoroethanethioate for acetic anhydride. ¹H-NMR (DMSO) δ :

20 11.3, 7.58, 7.48, 7.34, 6.50, 5.01, 4.18, 3.97, 3.85, 3.39, 3.23, 3.01, 2.25, 1.90

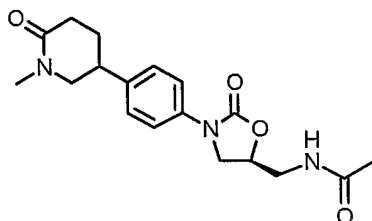
Example 14. 2,2-difluoro-N-((5S)-2-oxo-3-[4-(6-oxopiperidin-3-yl)phenyl]-1,3-oxazolidin-5-yl)methyl)ethanethioamide



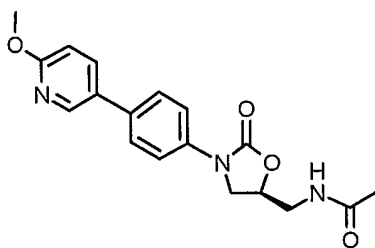
2,2-difluoro-N-((5S)-2-oxo-3-[4-(6-oxopiperidin-3-yl)phenyl]-1,3-oxazolidin-5-yl)methyl)ethanethioamide is prepared as described in Example 10 substituting ethyldifluoroacetate for acetic anhydride. ¹H-NMR (DMSO) δ: 11.3, 7.58, 7.47, 7.34, 6.25, 4.78, 4.14, 3.77, 3.52, 3.35, 3.19, 2.96, 2.26, 1.90

Example 15. ((5S)-3-[4-(1-methyl-6-oxopiperidin-3-yl)phenyl]-2-oxo-1,3-oxazolidin-5-yl)methyl)acetamide

10



Step 1. Preparation of N-((5S)-3-[4-(6-methoxypyridin-3-yl)phenyl]-2-oxo-1,3-oxazolidin-5-yl)methyl)acetamide.



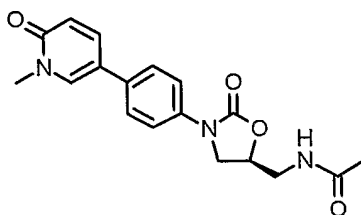
15

To a stirred, degassed solution of 5-bromo-2-methoxypyridine (2.0g, 1.1 mmol), bis(pinacolato)diboron (3.0g, 1.2mmol), and potassium acetate (3.2g, 3.3mmol) in dimethylformamide (50mL) is added [1,1'-bis(diphenylphosphino)-ferrocene]dichloropalladium(II), complex with dichloromethane (1:1) (0.269g, 0.33 mmol). The solution is degassed again and heated to 85 °C for 2 hours. The solution is cooled to RT and 2M sodium carbonate (13 mL, 26 mmol), (S)-N-[[3-(3-fluoro-4-

iodophenyl)-2-oxo-5-oxazolidinyl[methyl]acetamide (as described in US
 5565571)(4.0g, 1.1 mmol) and [1,1'-bis(diphenylphosphino)-
 ferrocene]dichloropalladium(II), complex with dichloromethane (1:1) (0.269g, 0.33
 mmol) is added. The reaction is heated to 85 °C for 16 hours. The reaction is cooled
 5 to RT and the reaction concentrated to dryness. The residue is taken up in
 CH₂Cl₂/MeOH, absorbed onto silica and is purified on a biotage 40 M column (2 lots)
 with SIM using 1.5% MeOH in CH₂Cl₂ to afford 1.7g (5.1mmol, 47%) of the desired
 methoxypyridine compound as a pale brown solid. ¹H-NMR (DMSO) δ: 8.49, 8.27,
 8.01, 7.65, 6.90, 4.74, 4.16, 3.89, 3.78, 3.43, 1.84

10

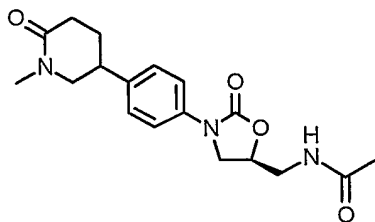
Step 2. N-({(5S)-3-[4-(1-methyl-6-oxo-1,6-dihydropyridin-3-yl)]phenyl}-2-oxo-1,3-oxazolidin-5-yl)methyl)acetamide



15 To a stirred anhydrous THF (10mL) mixture of N-({(5S)-3-[4-(6-methoxypyridin-3-yl)]phenyl}-2-oxo-1,3-oxazolidin-5-yl)methyl)acetamide (0.10g, 0.29 mmol) in a sealed tube, is added potassium carbonate (0.04g, 0.58 mmol) and methyl iodide (0.1mL, 1.7 mmol). The mixture is heated to 85 °C for 16 hours. The reaction is cooled to RT and diluted to 100mL with CH₂Cl₂. The K₂CO₃ is filtered. The solution is concentrated to
 20 dryness, dissolved in MeOH (20mL) and treated with saturated Na₂S₂O₃. The solution is concentrated to dryness on silica. The residue is loaded onto a SIM and purified on a Biotage 12M column with 2-4% MeOH in CH₂Cl₂ to yield the desired compound (0.23g, 53%). ¹H-NMR (DMSO) δ: 8.26, 8.12, 7.82, 7.59, 6.47, 4.73, 4.14, 3.77, 3.50, 3.42, 1.84

25

Step 3. N-({(5S)-3-[4-(1-methyl-6-oxopiperidin-3-yl)]phenyl}-2-oxo-1,3-oxazolidin-5-yl)methyl)acetamide

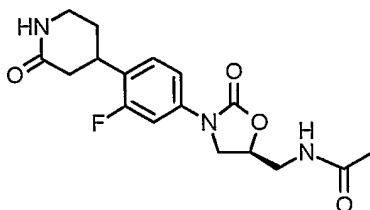


To a mixture of N-((5S)-3-[4-(1-methyl-6-oxo-1,6-dihydropyridin-3-yl)phenyl]-2-oxo-1,3-oxazolidin-5-yl)methylacetamide (0.179g, 0.52mmol) in 20mL of MeOH is
 5 added 0.05g of 10% palladium on activated charcoal. The mixture is hydrogenated at 50 psi for 16 hours. The reaction mixture is filtered through celite, silica is added and the mixture is concentrated to dryness. The residue is loaded onto a SIM and purified on a Biotage 12S column with 2% MeOH in CH₂Cl₂ to yield the desired compound (0.175g, 96%). ¹H-NMR (DMSO) δ: 8.25, 7.41, 4.70, 4.10, 3.74, 3.39, 3.17, 2.83,
 10 2.32, 2.01, 1.83

15

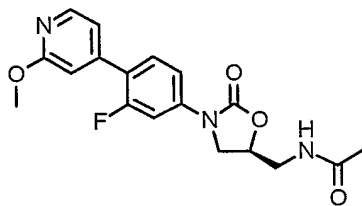
Example 16. N-((5S)-3-[3-fluoro-4-(2-oxopiperidin-4-yl)phenyl]-2-oxo-1,3-oxazolidin-5-yl)methylacetamide.

20



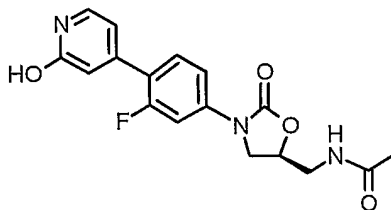
Step 1. Preparation of N-((5S)-3-[3-fluoro-4-(2-methoxypyridin-4-yl)phenyl]-2-oxo-1,3-oxazolidin-5-yl)methylacetamide.

25



To a stirred, degassed solution of N-[(5S)-3-(3-fluoro-4-iodophenyl)-2-oxo-1,3-oxazolidin-5-yl]methylacetamide (2.0g, 5.3 mmol), bis(pinacolato)diboron (1.5g, 5.8mmol), and potassium acetate (1.5g, 1.6mmol) in dimethylformamide (50mL) is added [1,1'-bis(diphenylphosphino)-ferrocene]dichloropalladium(II), complex with dichloromethane (1:1) (0.130g, 0.16 mmol). The solution is degassed again and heated to 85 °C for 2 hours. The solution is cooled to RT and 2M sodium carbonate (13 mL, 26 mmol) 4-iodo-2-methoxypyridine (*J. Het Chem.* **1985**, 22, 145. and *Org. Prep and Proceed Int.* **1994**, 26, 696. (1.2g, 5.3 mmol) and [1,1'-bis(diphenylphosphino)-ferrocene]dichloropalladium(II), complex with dichloromethane (1:1) (0.130g, 0.16 mmol) is added. The reaction is heated to 85 °C for 16 hours. The reaction is cooled to RT and the reaction concentrated to dryness. The residue is taken up in CH₂Cl₂/MeOH, absorbed onto silica and is purified on a biotage 40 M column (2 lots) with SIM using 1.5% MeOH in CH₂Cl₂ to afford 0.8g (2.2mmol, 42%) of the desired methoxypyridine compound as a pale brown solid. ¹H-NMR (DMSO) δ: 8.25, 7.69, 7.62, 7.45, 7.18, 6.98, 4.77, 4.17, 3.89, 3.79, 3.43, 1.84

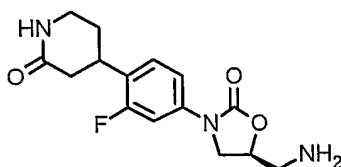
Step 2. Preparation of (5S)-5-(aminomethyl)-3-[3-fluoro-4-(2-hydroxypyridin-4-yl)phenyl]-1,3-oxazolidin-2-one.



To a stirred mixture of the product of step 2 (0.2g, 0.5 mmol) in dioxane (3mL) is added concentrated hydrochloric acid (0.5mL). The reaction is heated to reflux for 16 hours. The reaction is cooled to 0 °C and is poured into 100 mL of 0 °C MeOH saturated with NH₃ (100mL). Silica is added and the solution is concentrated to dryness. The residue is purified on a Biotage 40 S column with SIM using 5%-8%

MeOH/NH₃ in CH₂Cl₂ to afford 0.12g (1.0mmol, 84%) of the desired hydroxypyridine compound. ¹H-NMR (DMSO) δ: 10.15, 8.25, 8.21, 8.15, 7.63, 7.59, 7.43, 7.32, 4.76, 4.17, 3.78, 3.43, 1.84

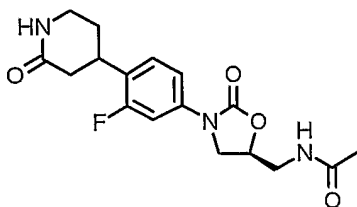
- 5 **Step 3.** Preparation of 4-{4-[(5S)-5-(aminomethyl)-2-oxo-1,3-oxazolidin-3-yl]-2-fluorophenyl}piperidin-2-one.



10

The hydroxypyridine from step 3 (0.650g, 2.0mmol) is placed in a 250mL parr bottle and is dissolved in trifluoroacetic acid (20mL). To this mixture is added 10% palladium on activated carbon (0.600g). The mixture is hydrogenated at 50psi of H₂ and 50 °C for 4 hours. The mixture is concentrated to dryness and 50mL of MeOH saturated with NH₃ is added. Silica is added and the mixture is concentrated to dryness. The residue is purified on a Biotage 40 S column with SIM using 5%-6% MeOH/NH₄ in CH₂Cl₂ to afford 0.469g (1.5 mmol, 72% of the desired lactam. ¹H-NMR (DMSO) δ: 8.25, 7.61, 7.48, 7.37, 7.28, 4.75, 4.11, 3.73, 3.28, 1.88

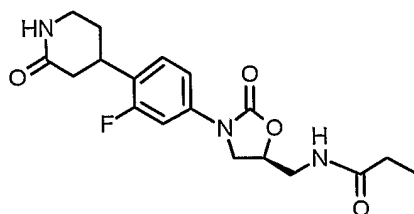
- 20 **Step 4.** Preparation of N-({(5S)-3-[3-fluoro-4-(2-oxopiperidin-4-yl)phenyl]-2-oxo-1,3-oxazolidin-5-yl}methyl)acetamide.



25 To a stirred mixture of lactam from step 4 (0.1g, 0.35mmol) at 0 °C in CH₂Cl₂ (10mL) is added triethylamine (0.073mL, 0.053mmol) followed by addition of acetic anhydride (0.039mL, 0.042 mmol). The reaction is stirred for 16 hours allowing the bath to

expire. The reaction is then diluted to 50mL with CH₂Cl₂ and washed with water (10 mL). The organic layer was dried (MgSO₄), silica is added and the mixture is concentrated to dryness. The residue is purified on a Biotage 12 M column with SIM using 2%-3% MeOH CH₂Cl₂ to afford 0.080g (0.23mmol, 67%) of the desired acetamide. ¹H-NMR (DMSO) δ: 8.25, 7.61, 7.48, 7.37, 7.28, 4.75, 4.11, 3.73, 3.28, 1.88, 1.83

Example 17. N-((5S)-3-[3-fluoro-4-(2-oxopiperidin-4-yl)phenyl]-2-oxo-1,3-oxazolidin-5-yl)methylpropanamide.

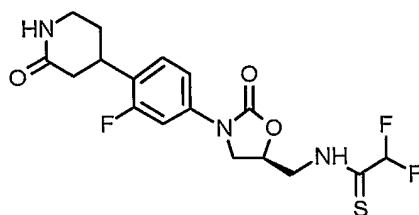


10

N-((5S)-3-[3-fluoro-4-(2-oxopiperidin-4-yl)phenyl]-2-oxo-1,3-oxazolidin-5-yl)methylpropanamide is prepared as described in Step 4 Example 16 substituting propionic anhydride for acetic anhydride. ¹H-NMR (DMSO) δ: 8.16, 7.60, 7.47, 7.36, 7.29, 4.11, 3.74, 3.74, 3.42, 3.28, 2.32, 2.08, 1.87, 0.95

15

Example 18. 2,2-difluoro-N-((5S)-3-[3-fluoro-4-(2-oxopiperidin-4-yl)phenyl]-2-oxo-1,3-oxazolidin-5-yl)methyl)ethanethioamide.



20

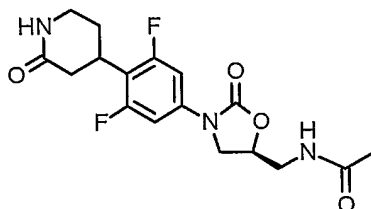
2,2-difluoro-N-((5S)-3-[3-fluoro-4-(2-oxopiperidin-4-yl)phenyl]-2-oxo-1,3-oxazolidin-5-yl)methyl)ethanethioamide is prepared as in step 4 of Example 16 substituting *O*-(3,3-diphenylpropyl) difluoroethanethioate (Ref to Case 00558) for

25

acetic anhydride. $^1\text{H-NMR}$ (DMSO) δ : 11.12, 7.57, 7.48, 7.30, 6.50, 5.02, 4.18, 3.97, 3.87, 3.20, 3.02, 2.31, 2.28, 1.87

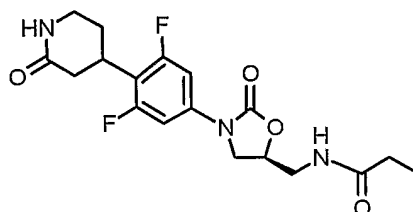
Example 19. N-({(5S)-3-[3,5-difluoro-4-(2-oxopiperidin-4-yl)phenyl]-2-oxo-1,3-oxazolidin-5-yl)methyl)acetamide.

5



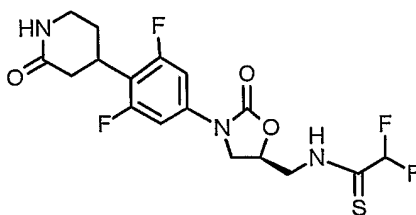
N-({(5S)-3-[3,5-difluoro-4-(2-oxopiperidin-4-yl)phenyl]-2-oxo-1,3-oxazolidin-5-yl)methyl)acetamide is prepared as in the route described in Example 16 substituting N-{{[(5S)-3-(3,5-difluoro-4-iodophenyl)-2-oxo-1,3-oxazolidin-5-yl]methyl}acetamide for 1 N-{{[(5S)-3-(3-fluoro-4-iodophenyl)-2-oxo-1,3-oxazolidin-5-yl]methyl}acetamide. $^1\text{H-NMR}$ (CDCl_3) δ : 7.13, 6.09, 5.8, 4.79, 4.01, 3.74, 3.68, 3.44, 2.75, 2.62, 2.31, 2.02, 1.94

15 **Example 20.** N-({(5S)-3-[3,5-difluoro-4-(2-oxopiperidin-4-yl)phenyl]-2-oxo-1,3-oxazolidin-5-yl)methyl)propanamide.



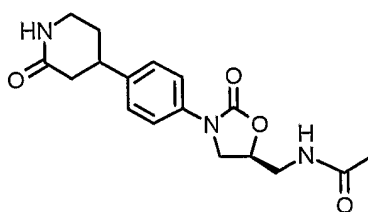
20 N-({(5S)-3-[3,5-difluoro-4-(2-oxopiperidin-4-yl)phenyl]-2-oxo-1,3-oxazolidin-5-yl)methyl)propanamide is prepared as in Example 19 substituting propionic anhydride for acetic anhydride

25 **Example 21.** N-({(5S)-3-[3,5-difluoro-4-(2-oxopiperidin-4-yl)phenyl]-2-oxo-1,3-oxazolidin-5-yl)methyl)-2,2-difluoroethanethioamide.



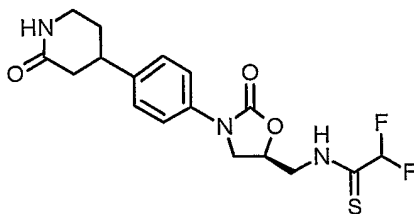
N-((5S)-3-[3,5-difluoro-4-(2-oxopiperidin-4-yl)phenyl]-2-oxo-1,3-oxazolidin-5-yl)methyl-2,2-difluoroethanethioamide is prepared as in Example 19 substituting *O*-
 5 (3,3-diphenylpropyl) difluoroethanethioate (Ref to Case 00558) for acetic anhydride.

Example 22. N-((5S)-2-oxo-3-[4-(2-oxopiperidin-4-yl)phenyl]-1,3-oxazolidin-5-yl)methylacetamide.



10 N-((5S)-2-oxo-3-[4-(2-oxopiperidin-4-yl)phenyl]-1,3-oxazolidin-5-yl)methylacetamide is prepared as described in the route described in Example 16
 substituting tert-butyl [(5S)-3-(4-iodophenyl)-2-oxo-1,3-oxazolidin-5-yl]methylcarbamate for N-[[5S)-3-(3-fluoro-4-iodophenyl)-2-oxo-1,3-oxazolidin-5-yl]methyl} acetamide. ¹H-NMR (DMSO) δ: 8.25, 7.55, 7.47, 7.30, 4.70, 4.10, 3.73,
 15 3.40, 3.17, 3.02, 2.31, 1.87, 1.83

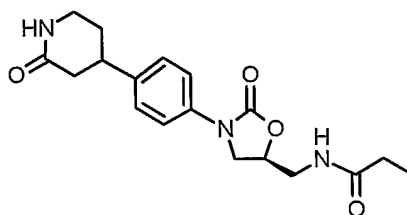
Example 23. 2,2-difluoro-N-((5S)-2-oxo-3-[4-(2-oxopiperidin-4-yl)phenyl]-1,3-oxazolidin-5-yl)methylethanethioamide



2,2-difluoro-*N*-({(5*S*)-2-oxo-3-[4-(2-oxopiperidin-4-yl)phenyl]-1,3-oxazolidin-5-yl}methyl)ethanethioamide is prepared as described in step 22 substituting *O*-(3,3-diphenylpropyl) difluoroethanethioate (Ref to Case 00558) for acetic anhydride., 3.22, 2.38, 1.89,

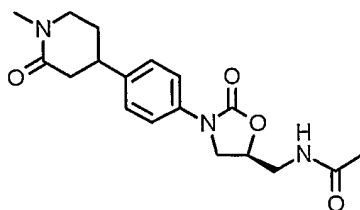
¹H-NMR (DMSO) δ: 11.12, 7.31, 7.28, 6.50, 5.04, 4.18, 3.96, 3.84, 3.56, 3.30

Example 24. *N*-({(5*S*)-2-oxo-3-[4-(2-oxopiperidin-4-yl)phenyl]-1,3-oxazolidin-5-yl}methyl)propanamide

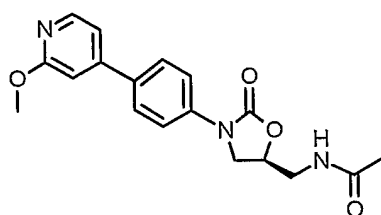


N-({(5*S*)-2-oxo-3-[4-(2-oxopiperidin-4-yl)phenyl]-1,3-oxazolidin-5-yl}methyl)propanamide is prepared as described in Example 22 substituting propionic anhydride for acetic anhydride. ¹H-NMR (DMSO) δ: 8.16, 7.64, 7.31, 7.27, 4.74, 4.10, 3.72, 3.41, 3.22, 2.38, 2.10, 1.89, 0.95

Example 25. *N*-({(5*S*)-3-[4-(1-methyl-2-oxopiperidin-4-yl)phenyl]-2-oxo-1,3-oxazolidin-5-yl}methyl)acetamide.



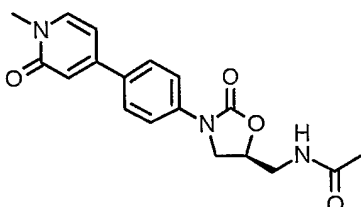
Step 1. Preparation of *N*-({(5*S*)-3-[4-(2-methoxyppyridin-4-yl)phenyl]-2-oxo-1,3-oxazolidin-5-yl}methyl)acetamide



To a stirred, degassed solution of *N*-{[(5*S*)-3-(4-iodophenyl)-2-oxo-1,3-oxazolidin-5-yl]methyl}acetamide (2.0g, 8.5 mmol), bis(pinacolato)diboron (2.4g, 9.4mmol), and potassium acetate (2.4g, 25mmol) in dimethylformamide (50mL) is added [1,1'-bis(diphenylphosphino)-ferrocene]dichloropalladium(II), complex with dichloromethane (1:1) (0.204g, 0.25 mmol). The solution is degassed again and heated to 85 °C for 2 hours. The solution is cooled to RT and 2M sodium carbonate (21 mL, 43 mmol) 4-iodo-2-methoxypyridine (*J. Het. Chem.* **1985**, 22,145 and *Org. Prep and Proceed Int.* **1994**,26,696). (2.0g, 8.5 mmol) and [1,1'-bis(diphenylphosphino)-ferrocene]dichloropalladium(II), complex with dichloromethane (1:1) (0.204g, 0.25 mmol) is added. The reaction is heated to 85 °C for 16 hours. The reaction is cooled to RT and the reaction concentrated to dryness.

The residue is taken up in CH₂Cl₂/MeOH, absorbed onto silica and is purified on a biotage 40 M column (2 lots) with SIM using 1.5% MeOH in CH₂Cl₂ to afford 1.4g (2.2mmol, 50%) of the desired methoxypyridine compound as a pale brown solid. ¹H-NMR (DMSO) δ: 8.27, 7.85, 7.66, 7.32, 7.12, 4.75, 4.17, 3.80, 3.43, 1.83

Step 2. Preparation of *N*-({(5*S*)-3-[4-(1-methyl-2-oxo-1,2-dihydropyridin-4-yl)phenyl]-2-oxo-1,3-oxazolidin-5-yl}methyl)acetamide.

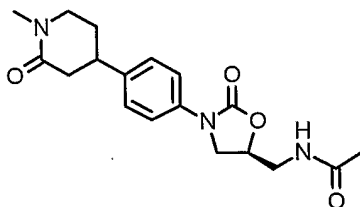


To a stirred anhydrous THF (10mL) mixture of *N*-({(5*S*)-3-[4-(2-methoxypyridin-4-yl)phenyl]-2-oxo-1,3-oxazolidin-5-yl}methyl)acetamide (0.667g, 1.95 mmol) in a sealed tube, is added potassium carbonate (0.807g, 6.0 mmol) and methyl iodide (1mL, 17 mmol). The mixture is heated to 85 °C for 16 hours. The reaction is cooled to RT

and diluted to 300mL with CH₂Cl₂. The K₂CO₃ is filtered. The solution is concentrated to dryness, dissolved in MeOH (20mL) and treated with saturated Na₂S₂O₃. The solution is concentrated to dryness on silica. The residue is loaded onto a SIM and purified on a Biotage 12M column with 2-4% MeOH in CH₂Cl₂ to yield the desired compound (0.460g, 69%). ¹H-NMR (DMSO) δ: 8.26, 7.77, 7.64, 6.68, 6.60, 4.74, 4.17, 3.78, 3.43, 1.83

Step 3. *N*-({(5*S*)-3-[4-(1-methyl-2-oxopiperidin-4-yl)phenyl]-2-oxo-1,3-oxazolidin-5-yl}methyl)acetamide.

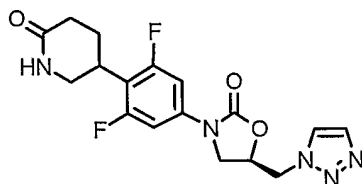
10



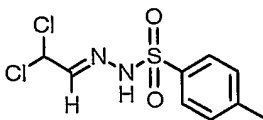
To a mixture of *N*-({(5*S*)-3-[4-(1-methyl-2-oxo-1,2-dihydropyridin-4-yl)phenyl]-2-oxo-1,3-oxazolidin-5-yl}methyl)acetamide (0.170g, 0.49mmol) in 20mL of MeOH is added 0.05g of 10% palladium on activated charcoal. The mixture is hydrogenated at 50 psi for 16 hours. The reaction mixture is filtered through celite, silica is added and the mixture is concentrated to dryness. The residue is loaded onto a SIM and purified on a Biotage 12S column with 2% MeOH in CH₂Cl₂ to yield the desired compound (0.165g, 96%). ¹H-NMR (DMSO) δ: 8.25, 7.48, 7.28, 4.70, 4.10, 3.72, 3.40, 3.29, 3.05, 2.84, 2.39, 1.93, 1.83.

20

Example 26. 5-{2,6-difluoro-4-[(5*R*)-2-oxo-5-(1*H*-1,2,3-triazol-1-ylmethyl)-1,3-oxazolidin-3-yl]phenyl}piperidin-2-one.

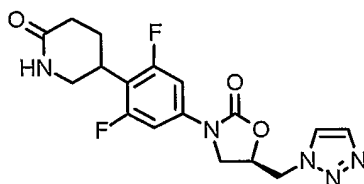


25 Step 1. Preparation of *N*'-[(1*E*)-2,2-dichloroethylidene]-4-methylbenzenesulfonohydrazide



To 50mL of propionic acid is added p-toluenesulfonylhydrazide (5.0g, 27mmol). The mixture is cooled to 0 °C. Dichloroacetaldehyde (3.0g, 27mmol) is added portionwise over 1 minute. The reaction is stirred at 0 °C for 1.5 hours. The mixture is filtered and washed extensively with toluene. The washed residue is dried at room temperature under house vacuum to yield (3.7g, 50%). ¹H-NMR (DMSO) δ: 8.19, 7.82, 7.36, 7.21, 6.12, 2.46

Step 2. Preparation of 5-{2,6-difluoro-4-[(5R)-2-oxo-5-(1H-1,2,3-triazol-1-ylmethyl)-1,3-oxazolidin-3-yl]phenyl}piperidin-2-one.



5-{4-[(5S)-5-(aminomethyl)-2-oxo-1,3-oxazolidin-3-yl]-2,6-difluorophenyl}piperidin-2-one (0.1g, 0.31mmol) (prepared by the route described in Example 1, substituting *N*-{[(5S)-3-(3,5-difluoro-4-iodophenyl)-2-oxo-1,3-oxazolidin-5-yl]methyl}acetamide) is dissolved in MeOH (2mL). To this mixture is added Et₃N (0.125ml, 0.9mmol) and *N*'-[(1E)-2,2-dichloroethylidene]-4-methylbenzenesulfonylhydrazide (0.17g, .6mmol)(Prepared in Example 26 step 1). The reaction is stirred at 0 °C to RT for 16 hours. The mixture was concentrated to dryness, reconstituted in CH₂Cl₂ (125mL) and extracted with H₂O. The organic layer was dried (MgSO₄), loaded onto a SIM and purified on a Biotage 12M column to yield (.033g, 30%). ¹H-NMR (DMSO) δ: 8.17, 7.77, 7.61, 7.25, 5.16, 4.83, 4.21, 3.87, 3.28, 3.18, 2.29, 1.86

Example 27:

25 MIC Test Method

The *in vitro* MICs of test compounds were determined by a standard agar dilution method. A stock drug solution of each analog was prepared in the preferred solvent, usually DMSO:H₂O (1:3). Serial 2-fold dilutions of each sample are made using 1.0 ml aliquots of sterile distilled water. To each 1.0 ml aliquot of drug was

added 9 ml of molten Mueller Hinton agar medium. The drug-supplemented agar was mixed, poured into 15 x 100 mm petri dishes, and allowed to solidify and dry prior to inoculation.

Vials of each of the test organisms are maintained frozen in the vapor phase of a liquid nitrogen freezer. Test cultures are grown overnight at 35°C on the medium appropriate for the organism. Colonies are harvested with a sterile swab, and cell suspensions are prepared in Trypticase Soy broth (TSB) to equal the turbidity of a 0.5 McFarland standard. A 1:20 dilution of each suspension was made in TSB. The plates containing the drug supplemented agar are inoculated with a 0.001 ml drop of the cell suspension using a Steers replicator, yielding approximately 10^4 to 10^5 cells per spot. The plates are incubated overnight at 35°C.

Following incubation the Minimum Inhibitory Concentration (MIC $\mu\text{g/ml}$), the lowest concentration of drug that inhibits visible growth of the organism, was read and recorded. The data is shown in Table I.

15

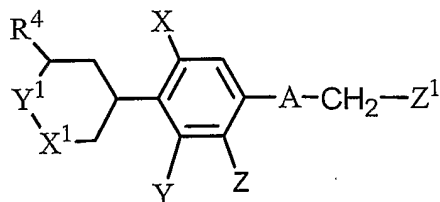
Table 1:

Example No.	Saur 9213 MIC: $\mu\text{g/ml}$
1	4
2	4
3	4
4	1
5	4
6	4
7	2
8	1
9	4
10	8
11	8
12	4
13	2
14	4

15	8
16	2
17	4
18	1
19	4
20	8
21	2
22	4
23	1
24	8
25	4
26	2

What is claimed is:

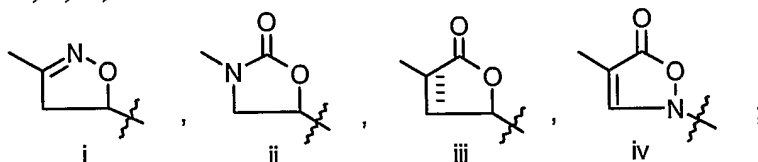
1. A compound of formula I



I

- 5 or a pharmaceutically acceptable salt thereof wherein:

A is structure i, ii, iii, or iv



X^1 and Y^1 together form the group $-C(=O)N(R^5)-$ wherein X^1 is either $C(=O)$ (and Y^1 is NR^5) or X^1 is NR^5 (and Y^1 is $C(=O)$).

- 10 Z^1 is

- (a) $NHC(=O)R^1$,
 (b) $NHC(=S)R^1$,
 (c) $NH-het^1$,
 (d) $O-het^1$,
 (e) $S-het^1$, or
 (f) het^2 ;

15

R^1 is

- (a) NH_2 ,
 (b) $NHC_{1-4}alkyl$,
 (c) $C_{1-4}alkyl$,
 (d) $C_{2-4}alkenyl$,
 (e) $-CH_2C(=O)C_{1-4}alkyl$,
 (f) $OC_{1-4}alkyl$,
 (g) $SC_{1-4}alkyl$, or
 (h) $C_{3-6}cycloalkyl$;

20

25

Each X, Y, and Z is independently selected from

- (e) H,
 (f) Cl,
 (g) F, or
 5 (h) CH₃

R⁴ is

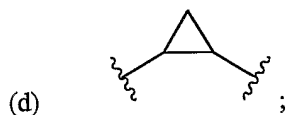
- (a) H,
 (b) C₁₋₄alkyl,
 (c) OC₁₋₄alkyl,
 10 (d) SC₁₋₄alkyl, or
 (e) NHC₁₋₄alkyl;

R⁵ is

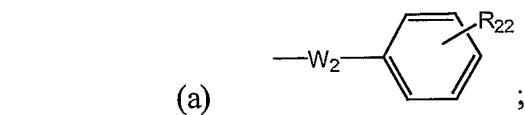
- (a) H,
 (b) C₁₋₄alkyl, or
 15 (c) -(CH₂)_n-W₁-(CH₂)_n-Z³;

W₁ is

- (a) -CH₂-,
 (b) -CH=CH-,
 20 (c) -C≡C-, or



Z³ is



25

W₂ is

- (a) -O-,
 (b) -N(R₂₅)-, or
 (c) -C(=O)-N(R₂₅)-, wherein either the carbon or the nitrogen atom of the
 30 amide may be bound to a carbon atom of the phenyl ring of Z³;

R₂₂ is (CH₂)_tNR₂₃R₂₄, H, halo, C₁₋₄alkyl, -CN, -OH, -O-C₁₋₄alkyl, -S(O)_uC₁₋₄alkyl, and -C(=O)NH₂

R₂₃ is H or C₁₋₄ alkyl;

R₂₄ is H, C₁₋₄ alkyl, -S(O)₂-C₁₋₄alkyl, -C(=O)-C₁₋₄ alkyl, -C(=NH)-NH₂,
-C(=O)-C(HR₂₆)-NR₂₇R₂₈;

R₂₅ is H or C₁₋₄ alkyl;

5 R₂₆ is H, C₁₋₄ alkyl which can be optionally substituted by -OH, -NH₂, -NH-C(=NH)-NH₂, -SH, -SCH₃, -COOH, -C(O)NH₂, and phenyl which can be optionally substituted with -OH, imidazole, indole, or R₂₆ and R₂₇ together with the carbon atom to which R₂₆ attaches and the nitrogen atom to which R₂₇ attaches form a heterocycloalkyl;

10 R₂₇ is H or C₁₋₄ alkyl;

R₂₈ is H, C₁₋₄ alkyl, -S(O)₂-C₁₋₄alkyl, -C(=O)-C₁₋₄ alkyl, -C(=NH)-NH₂,
-C(=O)-C(HR₂₆)-NR₂₇R₂₇

t is 0, 1;

u is 0, 1, 2;

15 n is 1 or 2;

het¹ is a C-linked five- (5) or six- (6) membered heterocyclic ring having 1-4 heteroatoms selected from the group consisting of oxygen, sulfur, and nitrogen; het¹ being optionally substituted on one or more carbon atoms by 1-2 substituents selected from C₁-C₄alkyl, amino, C₁-C₄alkylamino, C₁-C₄alkyloxy, halogen -CN, =O, =S, and
20 being optionally substituted with C₁-C₄alkyl;

het² is a N-linked five- (5) or six- (6) membered heterocyclic ring having at least one nitrogen atom, and optionally having one oxygen or sulfur atom; het² being optionally substituted on one or more carbon atoms by 1-2 substituents selected from C₁-C₄alkyl, amino, C₁-C₄alkylamino, C₁-C₄alkyloxy, halogen -CN, =O, =S, and being
25 optionally substituted with C₁-C₄alkyl;

heterocycloalkyl is a four (5) or seven (7) membered saturated heterocyclic ring having 1-4 heteroatoms selected from the group consisting of oxygen, sulfur, and nitrogen; heterocycloalkyl being optionally substituted on one or more carbon atoms by 1-2 substituents selected from C₁-C₄alkyl, amino, C₁-C₄alkylamino, C₁-C₄alkyloxy,
30 halogen -CN, =O, =S, and being optionally substituted with C₁-C₄alkyl;

at each occurrence, alkyl, alkenyl, or cycloalkyl is optionally substituted with 1-3 halo, -OH, -OC₁₋₄alkyl, and

Aryl refers to phenyl, biphenyl, or naphthyl, optionally substituted with halo,

C₁₋₄ alkyl, OH, OC₁₋₄ alkyl, -CH₂NH₂, -CH₂NH(C₁₋₄ alkyl), and S(O)_nC₁₋₄alkyl.

2. The compound of claim 1, wherein A is formula ii.
- 5 3. The compound of claim 1, wherein X is F.
4. The compound of claim 3, wherein Y is F.
5. The compound of claim 1, wherein Z¹ is -NH-C(O)R₁.
- 10 6. The compound of claim 5, wherein R₁ is selected from C₁₋₄alkyl optionally substituted with 1-3 halo.
7. The compound of claim 6, wherein R₁ is C₁₋₄alkyl substituted with 1-2 halo.
- 15 8. The compound of claim 1, wherein Z¹ is -NH-C(S)R₁.
9. The compound of claim 8, wherein R₁ is selected from C₁₋₄alkyl optionally substituted with 1-3 halo.
- 20 10. The compound of claim 9, wherein R₁ is C₁₋₄alkyl substituted with 1-2 halo.
11. The compound of claim 1, wherein Y¹ is -C(=O)- and X¹ is -N(R₅)-.
- 25 12. The compound of claim 1, wherein X¹ is -C(=O)- and Y¹ is -N(R₅)-.
13. A compound selected from the group consisting of
N-({(5*S*)-3-[3-fluoro-4-(6-oxopiperidin-3-yl)phenyl]-2-oxo-1,3-oxazolidin-5-yl}methyl)acetamide;
 30 *N*-({(5*S*)-3-[3-fluoro-4-(6-oxopiperidin-3-yl)phenyl]-2-oxo-1,3-oxazolidin-5-yl}methyl)propanamide;
 2,2-dichloro-*N*-({(5*S*)-3-[3-fluoro-4-(6-oxopiperidin-3-yl)phenyl]-2-oxo-1,3-oxazolidin-5-yl}methyl)acetamide;

- 2,2-difluoro-*N*-({(5*S*)-3-[3-fluoro-4-(6-oxopiperidin-3-yl)phenyl]-2-oxo-1,3-oxazolidin-5-yl}methyl)ethanethioamide;
- 2,2-difluoro-*N*-({(5*S*)-3-[3-fluoro-4-(6-oxopiperidin-3-yl)phenyl]-2-oxo-1,3-oxazolidin-5-yl}methyl)acetamide;
- 5 *N*-({(5*S*)-3-[3,5-difluoro-4-(6-oxopiperidin-3-yl)phenyl]-2-oxo-1,3-oxazolidin-5-yl}methyl)acetamide;
- 2,2-dichloro-*N*-({(5*S*)-3-[3,5-difluoro-4-(6-oxopiperidin-3-yl)phenyl]-2-oxo-1,3-oxazolidin-5-yl}methyl)acetamide;
- N*-({(5*S*)-3-[3,5-difluoro-4-(6-oxopiperidin-3-yl)phenyl]-2-oxo-1,3-oxazolidin-5-yl}methyl)-2,2-difluoroethanethioamide;
- 10 *N*-({(5*S*)-3-[3,5-difluoro-4-(6-oxopiperidin-3-yl)phenyl]-2-oxo-1,3-oxazolidin-5-yl}methyl)-2,2-difluoroacetamide;
- N*-({(5*S*)-2-oxo-3-[4-(6-oxopiperidin-3-yl)phenyl]-1,3-oxazolidin-5-yl}methyl)acetamide;
- 15 *N*-({(5*S*)-2-oxo-3-[4-(6-oxopiperidin-3-yl)phenyl]-1,3-oxazolidin-5-yl}methyl)propanamide;
- 2,2-dichloro-*N*-({(5*S*)-2-oxo-3-[4-(6-oxopiperidin-3-yl)phenyl]-1,3-oxazolidin-5-yl}methyl)acetamide;
- 2,2-difluoro-*N*-({(5*S*)-2-oxo-3-[4-(6-oxopiperidin-3-yl)phenyl]-1,3-oxazolidin-5-yl}methyl)ethanethioamide;
- 20 2,2-difluoro-*N*-({(5*S*)-2-oxo-3-[4-(6-oxopiperidin-3-yl)phenyl]-1,3-oxazolidin-5-yl}methyl)ethanethioamide;
- ({(5*S*)-3-[4-(1-methyl-6-oxopiperidin-3-yl)phenyl]-2-oxo-1,3-oxazolidin-5-yl}methyl)acetamide;
- 25 *N*-({(5*S*)-3-[3-fluoro-4-(2-oxopiperidin-4-yl)phenyl]-2-oxo-1,3-oxazolidin-5-yl}methyl)acetamide;
- N*-({(5*S*)-3-[3-fluoro-4-(2-oxopiperidin-4-yl)phenyl]-2-oxo-1,3-oxazolidin-5-yl}methyl)propanamide;
- 2,2-difluoro-*N*-({(5*S*)-3-[3-fluoro-4-(2-oxopiperidin-4-yl)phenyl]-2-oxo-1,3-oxazolidin-5-yl}methyl)ethanethioamide;
- 30 *N*-({(5*S*)-3-[3,5-difluoro-4-(2-oxopiperidin-4-yl)phenyl]-2-oxo-1,3-oxazolidin-5-yl}methyl)acetamide;

- N-({(5S)-3-[3,5-difluoro-4-(2-oxopiperidin-4-yl)phenyl]-2-oxo-1,3-oxazolidin-5-yl}methyl)propanamide;
- N-({(5S)-3-[3,5-difluoro-4-(2-oxopiperidin-4-yl)phenyl]-2-oxo-1,3-oxazolidin-5-yl}methyl)-2,2-difluoroethanethioamide;
- 5 N-({(5S)-2-oxo-3-[4-(2-oxopiperidin-4-yl)phenyl]-1,3-oxazolidin-5-yl}methyl)acetamide;
- 2,2-difluoro-N-({(5S)-2-oxo-3-[4-(2-oxopiperidin-4-yl)phenyl]-1,3-oxazolidin-5-yl}methyl)ethanethioamide;
- N-({(5S)-2-oxo-3-[4-(2-oxopiperidin-4-yl)phenyl]-1,3-oxazolidin-5-yl}methyl)propanamide; and
- 10 N-({(5S)-3-[4-(1-methyl-2-oxopiperidin-4-yl)phenyl]-2-oxo-1,3-oxazolidin-5-yl}methyl)acetamide.

14. A compound selected from the group consisting of

- 15 N-({(5S)-3-[3-fluoro-4-(6-oxopiperidin-3-yl)phenyl]-2-oxo-1,3-oxazolidin-5-yl}methyl)acetamide; N-({(5S)-3-[3-fluoro-4-(6-oxopiperidin-3-yl)phenyl]-2-oxo-1,3-oxazolidin-5-yl}methyl)propanamide;
- N-({(5S)-3-[3,5-difluoro-4-(6-oxopiperidin-3-yl)phenyl]-2-oxo-1,3-oxazolidin-5-yl}methyl)acetamide;
- 20 N-({(5S)-2-oxo-3-[4-(6-oxopiperidin-3-yl)phenyl]-1,3-oxazolidin-5-yl}methyl)acetamide;
- N-({(5S)-2-oxo-3-[4-(6-oxopiperidin-3-yl)phenyl]-1,3-oxazolidin-5-yl}methyl)propanamide;
- ({(5S)-3-[4-(1-methyl-6-oxopiperidin-3-yl)phenyl]-2-oxo-1,3-oxazolidin-5-yl}methyl)acetamide;
- 25 N-({(5S)-3-[3-fluoro-4-(2-oxopiperidin-4-yl)phenyl]-2-oxo-1,3-oxazolidin-5-yl}methyl)acetamide;
- N-({(5S)-3-[3-fluoro-4-(2-oxopiperidin-4-yl)phenyl]-2-oxo-1,3-oxazolidin-5-yl}methyl)propanamide;
- 30 N-({(5S)-3-[3,5-difluoro-4-(2-oxopiperidin-4-yl)phenyl]-2-oxo-1,3-oxazolidin-5-yl}methyl)acetamide;
- N-({(5S)-3-[3,5-difluoro-4-(2-oxopiperidin-4-yl)phenyl]-2-oxo-1,3-oxazolidin-5-yl}methyl)propanamide;

- N*-({(5*S*)-2-oxo-3-[4-(2-oxopiperidin-4-yl)phenyl]-1,3-oxazolidin-5-yl}methyl)acetamide;
N-({(5*S*)-2-oxo-3-[4-(2-oxopiperidin-4-yl)phenyl]-1,3-oxazolidin-5-yl}methyl)propanamide; and
5 *N*-({(5*S*)-3-[4-(1-methyl-2-oxopiperidin-4-yl)phenyl]-2-oxo-1,3-oxazolidin-5-yl}methyl)acetamide.

15. A compound selected from the group consisting of
2,2-dichloro-*N*-({(5*S*)-3-[3-fluoro-4-(6-oxopiperidin-3-yl)phenyl]-2-oxo-1,3-oxazolidin-5-yl}methyl)acetamide;
10 2,2-difluoro-*N*-({(5*S*)-3-[3-fluoro-4-(6-oxopiperidin-3-yl)phenyl]-2-oxo-1,3-oxazolidin-5-yl}methyl)ethanethioamide;
2,2-difluoro-*N*-({(5*S*)-3-[3-fluoro-4-(6-oxopiperidin-3-yl)phenyl]-2-oxo-1,3-oxazolidin-5-yl}methyl)acetamide;
15 2,2-dichloro-*N*-({(5*S*)-3-[3,5-difluoro-4-(6-oxopiperidin-3-yl)phenyl]-2-oxo-1,3-oxazolidin-5-yl}methyl)acetamide;
N-({(5*S*)-3-[3,5-difluoro-4-(6-oxopiperidin-3-yl)phenyl]-2-oxo-1,3-oxazolidin-5-yl}methyl)-2,2-difluoroethanethioamide;
N-({(5*S*)-3-[3,5-difluoro-4-(6-oxopiperidin-3-yl)phenyl]-2-oxo-1,3-oxazolidin-5-yl}methyl)-2,2-difluoroacetamide;
20 2,2-dichloro-*N*-({(5*S*)-2-oxo-3-[4-(6-oxopiperidin-3-yl)phenyl]-1,3-oxazolidin-5-yl}methyl)acetamide;
2,2-difluoro-*N*-({(5*S*)-2-oxo-3-[4-(6-oxopiperidin-3-yl)phenyl]-1,3-oxazolidin-5-yl}methyl)ethanethioamide;
25 2,2-difluoro-*N*-({(5*S*)-2-oxo-3-[4-(6-oxopiperidin-3-yl)phenyl]-1,3-oxazolidin-5-yl}methyl)ethanethioamide;
2,2-difluoro-*N*-({(5*S*)-3-[3-fluoro-4-(2-oxopiperidin-4-yl)phenyl]-2-oxo-1,3-oxazolidin-5-yl}methyl)ethanethioamide;
N-({(5*S*)-3-[3,5-difluoro-4-(2-oxopiperidin-4-yl)phenyl]-2-oxo-1,3-oxazolidin-5-yl}methyl)-2,2-difluoroethanethioamide; and
30 2,2-difluoro-*N*-({(5*S*)-2-oxo-3-[4-(2-oxopiperidin-4-yl)phenyl]-1,3-oxazolidin-5-yl}methyl)ethanethioamide.

16. The compound 5-{2,6-difluoro-4-[(5R)-2-oxo-5-(1H-1,2,3-triazol-1-ylmethyl)-1,3-oxazolidin-3-yl]phenyl}piperidin-2-one.
17. A method for the treatment of microbial infections in mammals comprising
5 administration of an effective amount of compound of claim 1 to said mammal.
18. The method of claim 17 wherein said compound of claim 1 is administered to the mammal orally, parenterally, transdermally, or topically in a pharmaceutical composition.
- 10
19. The method of claim 18 wherein said compound is administered in an amount of from about 0.1 to about 100 mg/kg of body weight/day.
20. The method of claim 18 wherein said compound is administered in an amount
15 of from about 1 to about 50 mg/kg of body weight/day.
21. A pharmaceutical composition comprising a compound of claim 1 and a pharmaceutically acceptable carrier.

INTERNATIONAL SEARCH REPORT

International Application No
PCT/US 03/22486

A. CLASSIFICATION OF SUBJECT MATTER IPC 7 C07D405/10 C07D413/10 A61K31/341 A61K31/422 A61P31/04		
According to International Patent Classification (IPC) or to both national classification and IPC		
B. FIELDS SEARCHED Minimum documentation searched (classification system followed by classification symbols) IPC 7 C07D		
Documentation searched other than minimum documentation to the extent that such documents are included in the fields searched		
Electronic data base consulted during the international search (name of data base and, where practical, search terms used) CHEM ABS Data, EPO-Internal, PAJ, WPI Data		
C. DOCUMENTS CONSIDERED TO BE RELEVANT		
Category °	Citation of document, with indication, where appropriate, of the relevant passages	Relevant to claim No.
A	WO 01 94342 A (DONG A PHARM CO LTD ;CHO JONG HWAN (KR); CHOI SUNG HAK (KR); LEE J) 13 December 2001 (2001-12-13) page 1, paragraph 1 page 4, formula 1 Example 53	1-20
A	WO 99 24428 A (HESTER JACKSON B JR ;UPJOHN CO (US)) 20 May 1999 (1999-05-20) page 1, line 10 page 2, formula I Examples 1, 2	1-20
<input type="checkbox"/> Further documents are listed in the continuation of box C. <input checked="" type="checkbox"/> Patent family members are listed in annex.		
° Special categories of cited documents :		
A document defining the general state of the art which is not considered to be of particular relevance *E* earlier document but published on or after the international filing date *L* document which may throw doubts on priority claim(s) or which is cited to establish the publication date of another citation or other special reason (as specified) *O* document referring to an oral disclosure, use, exhibition or other means *P* document published prior to the international filing date but later than the priority date claimed *T* later document published after the international filing date or priority date and not in conflict with the application but cited to understand the principle or theory underlying the invention *X* document of particular relevance; the claimed invention cannot be considered novel or cannot be considered to involve an inventive step when the document is taken alone *Y* document of particular relevance; the claimed invention cannot be considered to involve an inventive step when the document is combined with one or more other such documents, such combination being obvious to a person skilled in the art. *&* document member of the same patent family		
Date of the actual completion of the international search 11 December 2003		Date of mailing of the international search report 23/12/2003
Name and mailing address of the ISA European Patent Office, P.B. 5818 Patentlaan 2 NL - 2280 HV Rijswijk Tel. (+31-70) 340-2040, Tx. 31 651 epo nl, Fax: (+31-70) 340-3016		Authorized officer Hoepfner, W

INTERNATIONAL SEARCH REPORT

International application No.
PCT/US 03/22486

Box I Observations where certain claims were found unsearchable (Continuation of item 1 of first sheet)

This International Search Report has not been established in respect of certain claims under Article 17(2)(a) for the following reasons:

1. Claims Nos.:
because they relate to subject matter not required to be searched by this Authority, namely:

Although claims 17-20 are directed to a method of treatment of the human/animal body, the search has been carried out and based on the alleged effects of the compound/composition.
2. Claims Nos.:
because they relate to parts of the International Application that do not comply with the prescribed requirements to such an extent that no meaningful International Search can be carried out, specifically:
3. Claims Nos.:
because they are dependent claims and are not drafted in accordance with the second and third sentences of Rule 6.4(a).

Box II Observations where unity of invention is lacking (Continuation of item 2 of first sheet)

This International Searching Authority found multiple inventions in this international application, as follows:

1. As all required additional search fees were timely paid by the applicant, this International Search Report covers all searchable claims.
2. As all searchable claims could be searched without effort justifying an additional fee, this Authority did not invite payment of any additional fee.
3. As only some of the required additional search fees were timely paid by the applicant, this International Search Report covers only those claims for which fees were paid, specifically claims Nos.:
4. No required additional search fees were timely paid by the applicant. Consequently, this International Search Report is restricted to the invention first mentioned in the claims; it is covered by claims Nos.:

Remark on Protest

- The additional search fees were accompanied by the applicant's protest.
- No protest accompanied the payment of additional search fees.

INTERNATIONAL SEARCH REPORT

International Application No
PCT/US 03/22486

Patent document cited in search report	Publication date	Patent family member(s)	Publication date	
WO 0194342	A	13-12-2001	KR 2002071576 A	13-09-2002
			AU 5889701 A	17-12-2001
			BR 0111280 A	10-06-2003
			CA 2411859 A1	13-12-2001
			CN 1433413 T	30-07-2003
			EP 1289984 A1	12-03-2003
			WO 0194342 A1	13-12-2001
			NZ 522990 A	29-08-2003
			US 2003166620 A1	04-09-2003
			<hr/>	
WO 9924428	A	20-05-1999	AT 250054 T	15-10-2003
			AU 739055 B2	04-10-2001
			AU 1277899 A	31-05-1999
			BR 9813985 A	26-09-2000
			CA 2303959 A1	20-05-1999
			CN 1271358 T	25-10-2000
			DE 69818294 D1	23-10-2003
			EP 1030852 A1	30-08-2000
			HU 0100470 A2	29-05-2002
			JP 2001522849 T	20-11-2001
			NO 20002434 A	11-05-2000
			NZ 504503 A	25-10-2002
			PL 340426 A1	12-02-2001
			SK 6182000 A3	11-12-2000
			TR 200001330 T2	21-11-2000
			WO 9924428 A1	20-05-1999
US 5998406 A	07-12-1999			
<hr/>				