



US00D632597S

(12) **United States Design Patent**
Marsden et al.

(10) **Patent No.:** **US D632,597 S**

(45) **Date of Patent:** **** Feb. 15, 2011**

(54) **SOIL METER**

(76) Inventors: **Douglas Marsden**, 18 Pilgrim Rd.,
Marblehead, MA (US) 01945; **Glen
Walter**, 31 Olde Farms Rd., Boxford,
MA (US) 01921; **Gerd Schmieta**, 20
Holyoke St., Boston, MA (US) 02116

(**) Term: **14 Years**

(21) Appl. No.: **29/351,156**

(22) Filed: **Dec. 1, 2009**

(51) **LOC (9) Cl.** **10-04**

(52) **U.S. Cl.** **D10/56**

(58) **Field of Classification Search** D10/52,
D10/53, 56; 73/73-74, 170.17-170.23, 29.05;
324/640, 664, 658, 686, 690, 694, 724; 340/604;
702/50

See application file for complete search history.

(56) **References Cited**

U.S. PATENT DOCUMENTS

D491,822 S * 6/2004 Holbein D10/56

D526,914 S * 8/2006 Holbein D10/56
D584,969 S * 1/2009 Nies et al. D10/56
D609,588 S * 2/2010 Morton D10/56

* cited by examiner

Primary Examiner—Antoine D Davis

(74) *Attorney, Agent, or Firm*—David I. Roche; Baker &
McKenzie LLP

(57) **CLAIM**

The ornamental design for a soil meter, as shown and
described above.

DESCRIPTION

FIG. 1 is a perspective view of an embodiment of my inven-
tion;

FIG. 2 is a front view thereof;

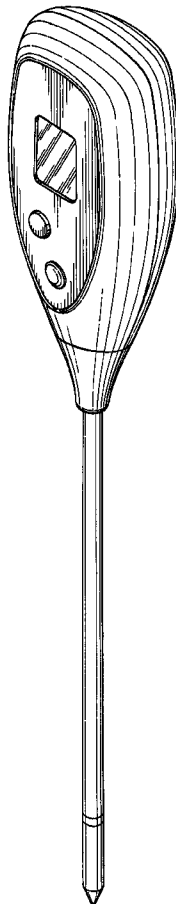
FIG. 3 is a right side view thereof;

FIG. 4 is a rear view thereof;

FIG. 5 is a top view thereof; and,

FIG. 6 is a bottom view thereof.

1 Claim, 2 Drawing Sheets



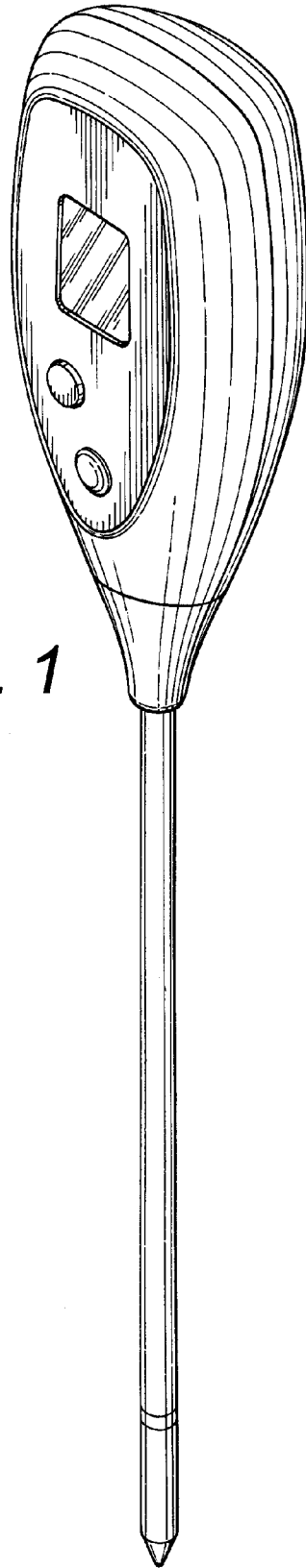


FIG. 1

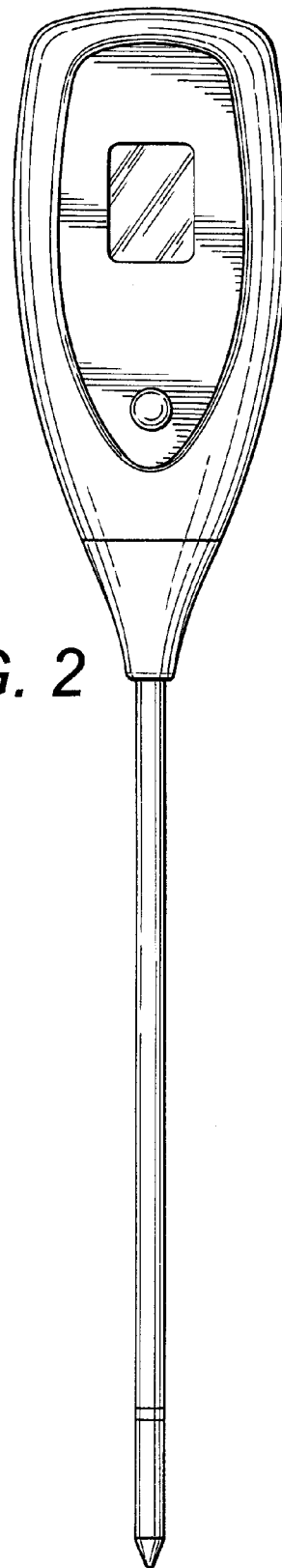


FIG. 2

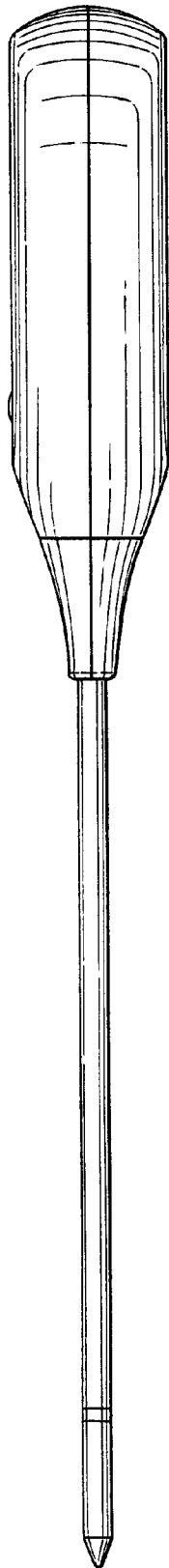


FIG. 3

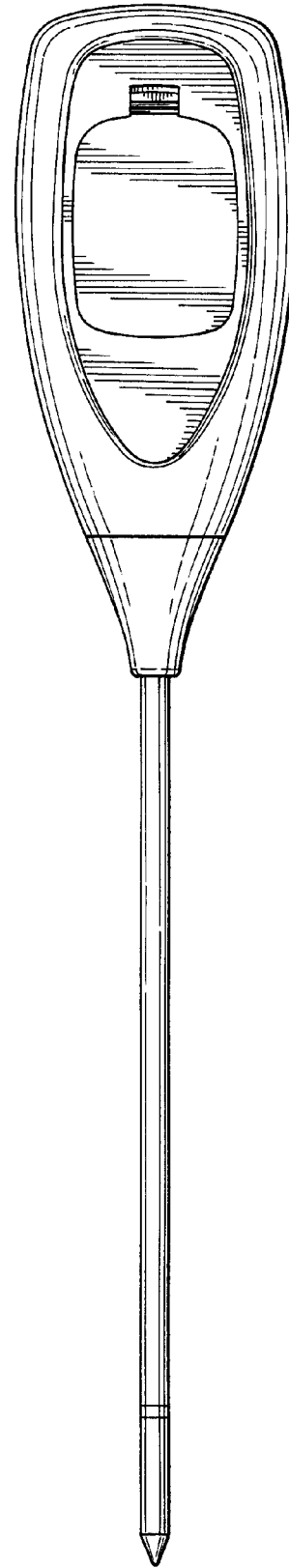


FIG. 4

FIG. 5

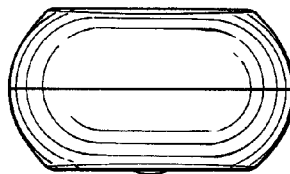


FIG. 6

