



US00D705145S

(12) **United States Design Patent**
Mangan et al.

(10) **Patent No.:** **US D705,145 S**

(45) **Date of Patent:** **** May 20, 2014**

(54) **INSTRUMENT PANEL FOR AN
AUTOMOBILE**

(71) Applicant: **Toyota Jidosha Kabushiki Kaisha,**
Toyota (JP)

(72) Inventors: **William Mangan,** Ann Arbor, MI (US);
Ben Uk Chang, Irvine, CA (US)

(73) Assignee: **Toyota Jidosha Kabushiki Kaisha** (JP)

(**) Term: **14 Years**

(21) Appl. No.: **29/432,634**

(22) Filed: **Sep. 18, 2012**

(30) **Foreign Application Priority Data**

Mar. 27, 2012 (JP) 2012-006910

(51) **LOC (10) Cl.** **12-16**

(52) **U.S. Cl.**
USPC **D12/192**

(58) **Field of Classification Search**
USPC D12/192, 415, 110, 114; 180/90;
280/750-752; 296/190.01-190.09,
296/191, 70; D15/17, 28; D10/46, 98,
D10/102-103, 122-127
See application file for complete search history.

(56) **References Cited**

U.S. PATENT DOCUMENTS

D469,391 S *	1/2003	Pfeiffer et al.	D12/192
D470,809 S *	2/2003	Asahi et al.	D12/192
D489,301 S *	5/2004	Okonkwo	D12/192
D501,811 S *	2/2005	Fukuda et al.	D12/192
D533,492 S *	12/2006	Maazono et al.	D12/192
D534,357 S *	1/2007	Davis	D5/47

D539,714 S *	4/2007	Toyama et al.	D12/192
D569,317 S *	5/2008	Schwalter	D12/192
D598,353 S *	8/2009	Dai et al.	D12/192
D622,195 S *	8/2010	Lester	D12/192
D637,540 S *	5/2011	Ali et al.	D12/192
D658,554 S *	5/2012	Tasaki et al.	D12/192
2009/0008956 A1 *	1/2009	Scheib et al.	296/70

OTHER PUBLICATIONS

Audi, Audi A7 Sportback, NetCarShow.com, http://www.netcarshow.com/audi/2011-a7_sportback/, available at least as early as Mar. 6, 2012.

Kia, Kia Optima (2011), NetCarShow.com, <http://www.netcarshow.com/kia/2011-optima/>, available at least as early as Mar. 6, 2012.

* cited by examiner

Primary Examiner — Katrina A Betton

(74) *Attorney, Agent, or Firm* — SAIDMAN DesignLaw Group

(57) **CLAIM**


The ornamental design for an instrument panel for an automobile, as shown and described.

DESCRIPTION

FIG. 1 is a perspective view of an instrument panel for an automobile showing our new design;
FIG. 2 is a front view thereof;
FIG. 3 is a rear view thereof;
FIG. 4 is a top view thereof;
FIG. 5 is a bottom view thereof;
FIG. 6 is a left side view thereof; and,
FIG. 7 is a right side view thereof.

The claimed design is indicated by the relatively dark portions in FIGS. 1-7, while the relatively light portions in FIGS. 3 and 5 are environmental and form no part of the claimed design.

1 Claim, 4 Drawing Sheets



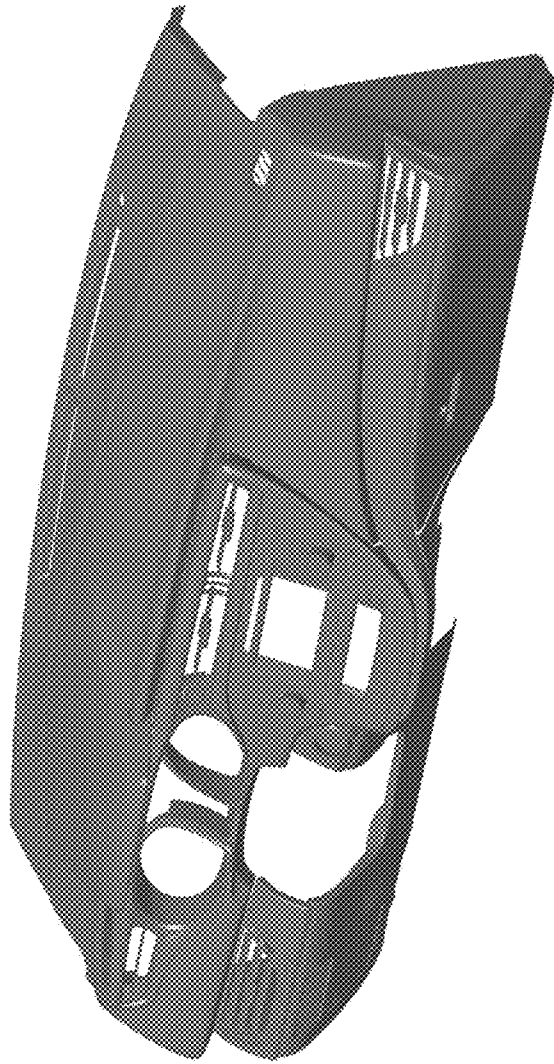


FIG. 1




Fig. 2




Fig. 3




Fig. 4




Fig. 5




FIG. 6




FIG. 7