



US0D1007494S

(12) **United States Design Patent**
Wang

(10) **Patent No.:** **US D1,007,494 S**

(45) **Date of Patent:** **** Dec. 12, 2023**

(54) **CASE FOR PHONE**

(71) Applicant: **Penghui Wang**, Luohe (CN)

(72) Inventor: **Penghui Wang**, Luohe (CN)

(**) Term: **15 Years**

(21) Appl. No.: **29/900,610**

(22) Filed: **Aug. 23, 2023**

(30) **Foreign Application Priority Data**

Jul. 27, 2023 (CN) 202330475790.9

(51) **LOC (14) Cl.** **14-03**

(52) **U.S. Cl.**

USPC **D14/250**

(58) **Field of Classification Search**

USPC D3/201, 218, 247, 249, 269; D13/107,
D13/108, 118, 119; D14/217, 248,
D14/250–253, 432, 440

CPC H04B 1/3888; H04M 1/0283; H04M
1/0202; A45F 2005/028; A45F 2200/0525

See application file for complete search history.

(56) **References Cited**

U.S. PATENT DOCUMENTS

D749,555 S *	2/2016	Poon	D14/250
D781,836 S *	3/2017	Kim	D14/250
D784,975 S	4/2017	Ballou et al.		
D845,292 S *	4/2019	Fitzgerald	D14/250
D855,046 S *	7/2019	Wei	D14/250
D902,913 S *	11/2020	Lee	D14/250
D937,250 S *	11/2021	Jakobuco	D14/250
D940,121 S *	1/2022	Lu	D14/250
D944,238 S *	2/2022	Morgan	D14/250
D961,575 S *	8/2022	Liu	D14/250
D964,340 S *	9/2022	Lee	D14/250

D976,889 S *	1/2023	Zhang	D14/250
D995,505 S *	8/2023	Luo	D14/250
D998,602 S *	9/2023	Zhu	D14/250

OTHER PUBLICATIONS

Nillkin CamShield Pro iPhone Case review, publication date Feb. 1, 2022, [online] URL: <https://www.imore.com/nillkin-camshield-pro-iphone-case-review> (Year: 2022).*

Silverback for iPhone 14 Pro Max Case with Stand, publication date Feb. 17, 2023, [online] URL: <https://www.amazon.com/dp/B0BS5VKPTR/> (Year: 2023).*

Spy-Fy iPhone 11 Case with Camera Covers, publication date Oct. 9, 2020, [online] URL: <https://www.amazon.com/Spy-Fy-iPhone-Camera-Protect-Privacy/dp/B08KYGHPFL> (Year: 2020).*

* cited by examiner

Primary Examiner — L. A. Grabenstetter

(57) **CLAIM**

The ornamental design for a case for phone, as shown and described.

DESCRIPTION

FIG. 1 is a front, bottom and right side perspective view of a case for phone, showing my new design;

FIG. 2 is a front view thereof;

FIG. 3 is a rear view thereof;

FIG. 4 is a left side view thereof;

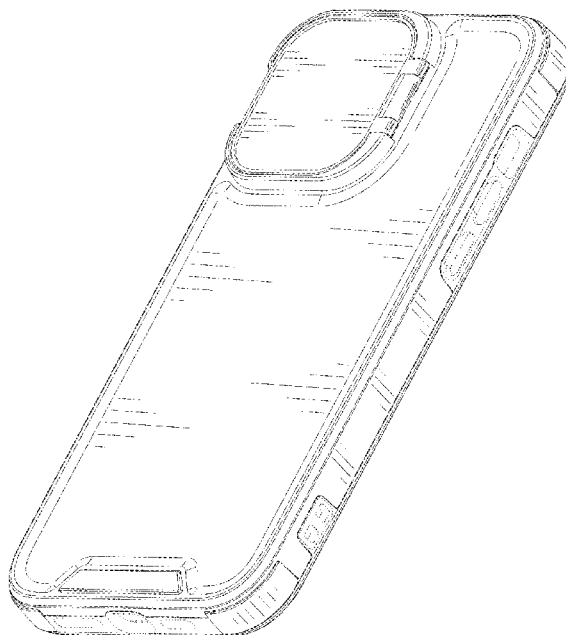
FIG. 5 is a right side view thereof;

FIG. 6 is a top view thereof; and,

FIG. 7 is a bottom view thereof.

The broken lines in the drawings illustrate the portions of the case for phone, which form no part of the claimed design.

1 Claim, 7 Drawing Sheets



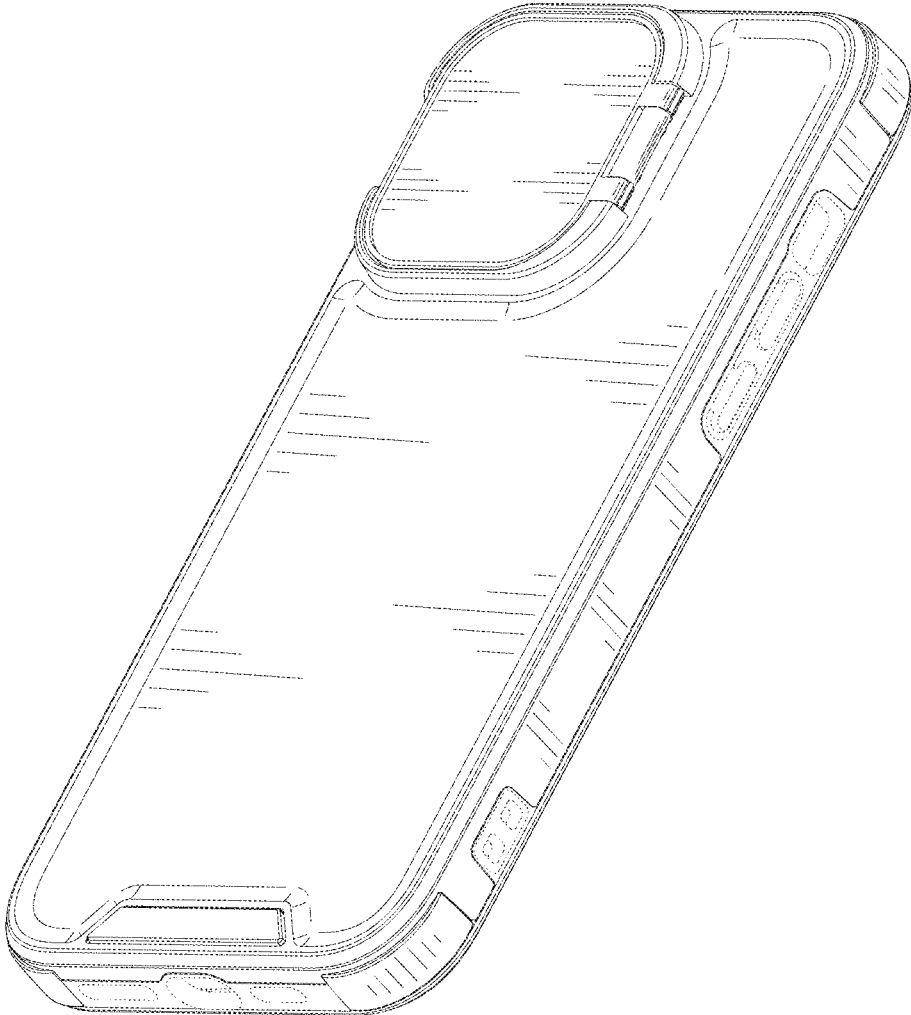


FIG. 1




FIG. 2




FIG. 3

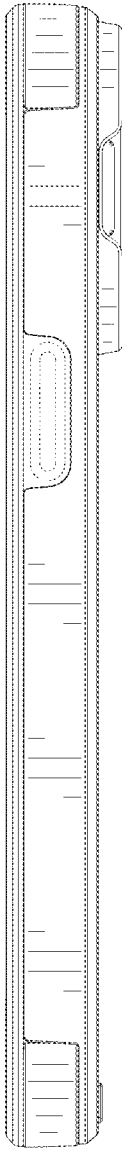


FIG. 4

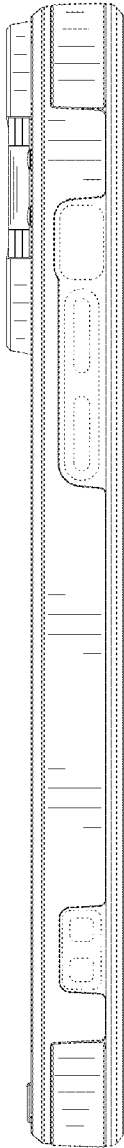


FIG. 5

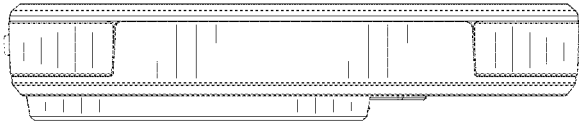


FIG. 6

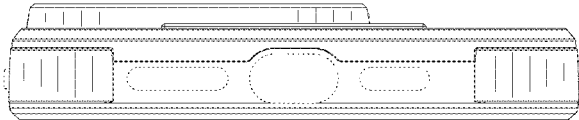


FIG. 7