



US00D348809S

United States Patent [19]

[11] Patent Number: Des. 348,809

Ladwig

[45] Date of Patent: ** Jul. 19, 1994

[54] **PERFORATED CUTTING BOARD**

[76] Inventor: **Todd O. Ladwig**, 5985 Afton Rd.,
Excelsior, Minn. 55331

4,291,616	9/1981	Taylor	D7/359 X
4,440,385	4/1984	Kingery	269/13
4,447,051	5/1984	Price	269/302.1
4,531,260	7/1985	Klamm	452/195

[**] Term: **14 Years**

[21] Appl. No.: **7,253**

[22] Filed: **Apr. 20, 1993**

[52] U.S. Cl. **D7/698**

[58] Field of Search **D7/698, 354, 359;**
269/289 R, 291, 292, 295, 297, 302.1, 303, 900,
902

OTHER PUBLICATIONS

HFD-Retailing Home Furnishings; Sep. 24, 1979; Section One p. 24; I.P.I. cutting board.

Primary Examiner—Alan P. Douglas
Assistant Examiner—Caron D. Veynar
Attorney, Agent, or Firm—Hugh D. Jaeger

[56] **References Cited**

U.S. PATENT DOCUMENTS

D. 91,912	4/1934	Stone	D7/359
1,403,883	1/1922	Woods	269/13
1,776,961	9/1930	Vielbig	269/15
1,819,660	8/1931	Stone	D7/354 X
2,609,024	9/1952	Russ	269/15
2,778,324	1/1967	Mattson	269/302.1
2,935,107	5/1970	Bertelsen et al.	269/13
3,734,486	5/1973	Peacey	269/302.1
4,077,685	3/1978	Scire et al.	312/246

[57] **CLAIM**

The ornamental design for a perforated cutting board, as shown.

DESCRIPTION

FIG. 1 is a front elevational view of a perforated cutting board showing my new design;
FIG. 2 is a left side elevational view thereof;
FIG. 3 is a right side elevational view thereof;
FIG. 4 is a top plan view thereof;
FIG. 5 is a rear elevational view thereof; and,
FIG. 6 is a bottom plan view thereof.

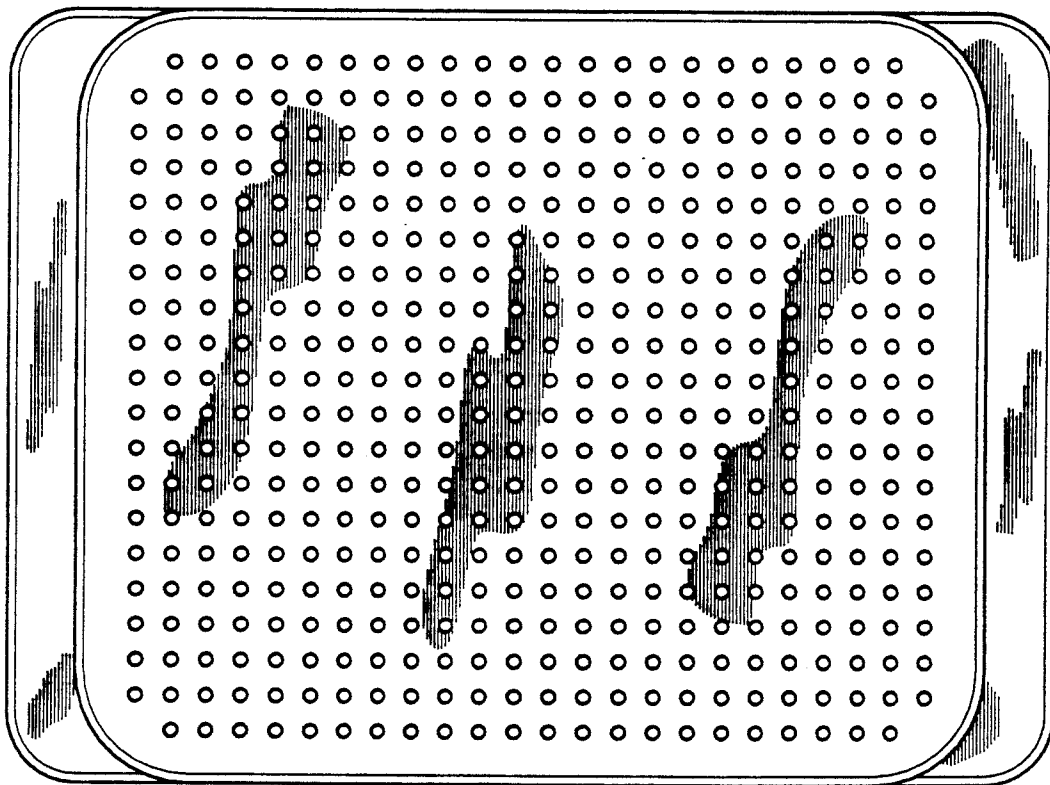




FIG. 1



FIG. 2



FIG. 3




FIG. 4



FIG. 5




FIG. 6