

[54] **SHOE UPPER**
 [75] **Inventor: Tinker L. Hatfield, Portland, Oreg.**
 [73] **Assignees: Nike, Inc.; Nike International Ltd., both of Beaverton, Oreg.**
 [**] **Term: 14 Years**
 [21] **Appl. No.: 407,018**
 [22] **Filed: Sep. 14, 1989**
 [52] **U.S. Cl. D2/314; D2/312**
 [58] **Field of Search D2/264, 265, 268, 271, D2/308-314; 36/45, 83, 84, 89, 102-106, 112-116, 132, 136**

[56] **References Cited**

U.S. PATENT DOCUMENTS

D. 173,699	12/1954	Hosker .	
D. 173,700	12/1954	Hosker .	
D. 174,987	6/1955	Gillis	D2/309
D. 265,016	6/1982	Haddox	D2/310
D. 291,501	8/1987	Tong	D2/314
D. 292,945	12/1987	Selbiger et al.	D2/314
D. 295,230	4/1988	Tong	D2/314
D. 295,458	5/1988	Selbiger	D2/314
D. 295,578	5/1988	Tong	D2/314
D. 295,916	5/1988	Selbiger	D2/314
D. 296,381	6/1988	Selbiger	D2/314
D. 296,612	7/1988	Brown et al.	D2/314
D. 297,070	8/1988	Selbiger	D2/314
D. 297,182	8/1988	Brown et al.	D2/314
D. 297,184	8/1988	Tong	D2/314
D. 297,782	9/1988	Brown	D2/314
D. 297,882	10/1988	Tong et al.	D2/314
D. 299,081	12/1988	Greenberg	D2/314
D. 299,183	1/1989	Brown	D2/314
D. 300,385	3/1989	Backus	D2/314
D. 300,983	5/1989	Le	D2/314
D. 301,081	5/1989	Quan et al.	D2/314
D. 301,388	6/1989	Miller et al.	D2/314
D. 302,657	6/1989	Brown	D2/314
1,949,159	2/1934	Glidden et al.	428/198
2,034,091	12/1931	Dunbar	36/45 X

4,222,183	9/1980	Haddox	36/114
4,258,480	3/1981	Famolare et al.	36/91
4,316,335	2/1982	Giese et al.	36/129
4,413,431	11/1983	Cavanagh	36/114
4,716,663	1/1988	Steinhauser	36/113
4,813,158	3/1989	Brown	36/114

FOREIGN PATENT DOCUMENTS

2548527 1/1985 France .

OTHER PUBLICATIONS

Fall 1988 Nike Catalog, pp. 12 and 14 (published 1/88).
 Fall 1988 Nike Catalog—even pp. 24-40 (published 1/88).
 Fall 1987 Nike Catalog—even pp. 24-32 (published 1/87).
 Fall 1986 Nike Catalog—even pp. 22-32 (published 1/86).
 Nike brochure—Legend Hi—(published 12/82).

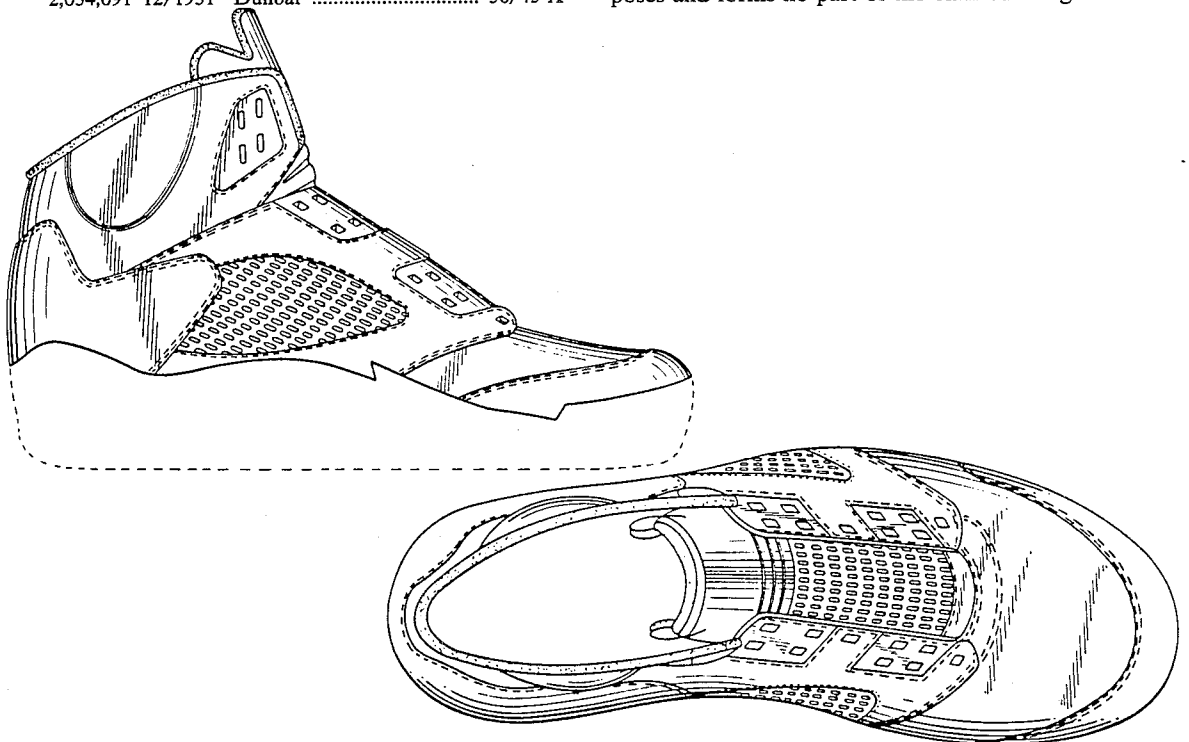
Primary Examiner—Louis S. Zarfaz
Attorney, Agent, or Firm—Banner, Birch, McKie & Beckett

[57] **CLAIM**

The ornamental design for a shoe upper, as shown and described.

DESCRIPTION

FIG. 1 is a side elevational view of one side of a shoe upper showing my new design;
 FIG. 2 is a side elevational view of the other side of the shoe upper shown in FIG. 1;
 FIG. 3 is a front elevational view of the shoe upper shown in FIG. 1;
 FIG. 4 is a rear elevational view of the shoe upper shown in FIG. 1; and
 FIG. 5 is a top plan view of the shoe upper shown in FIG. 1;
 The broken line showing of a shoe sole, including the cupped vertical sides of the sole, is for illustrative purposes and forms no part of the claimed design.



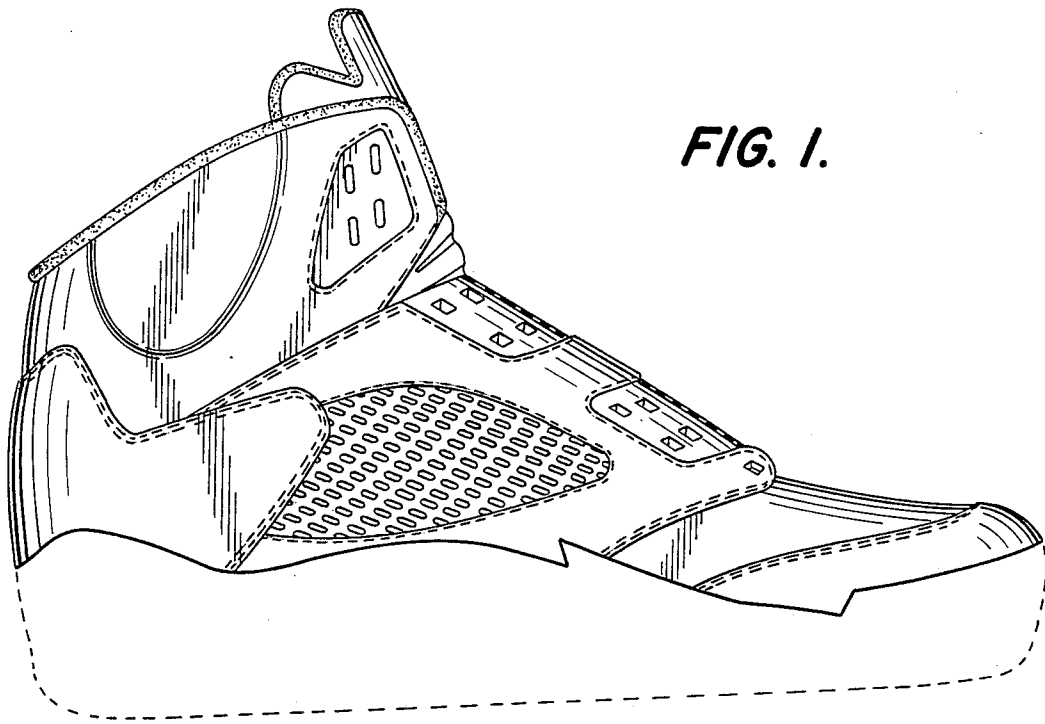


FIG. 1.

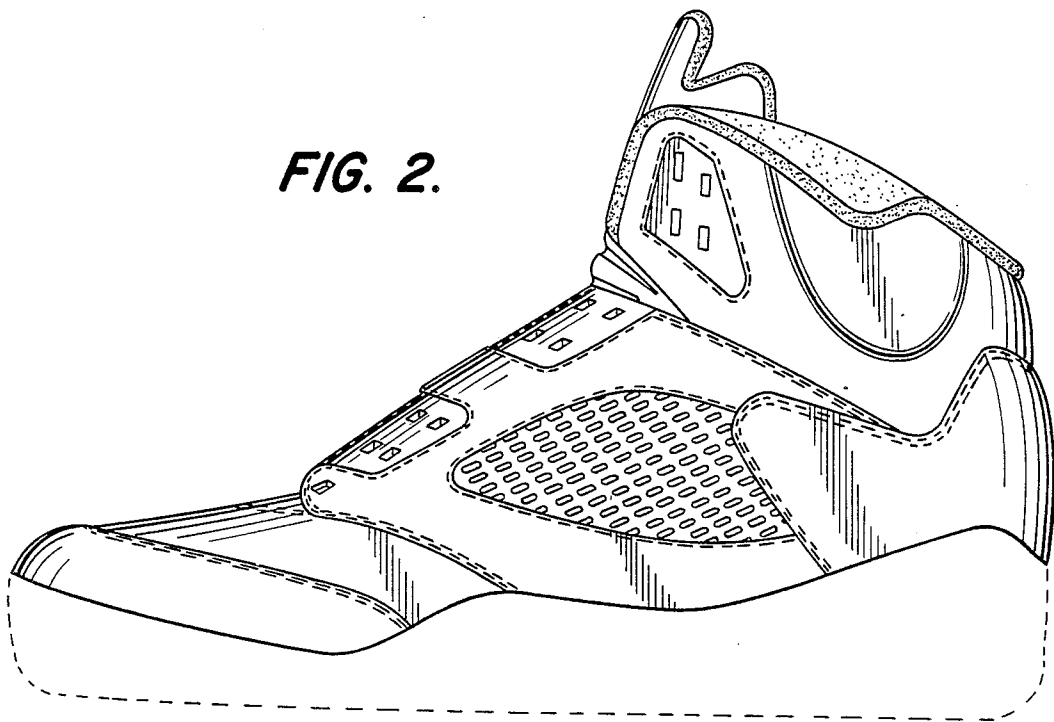


FIG. 2.

FIG. 3.

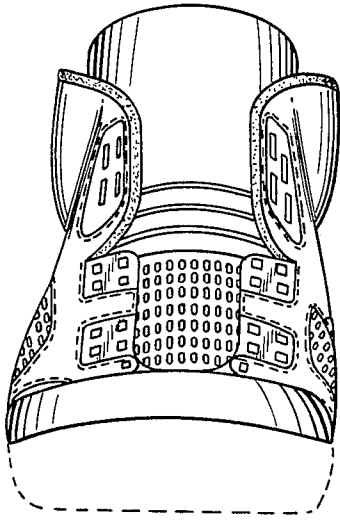


FIG. 4.

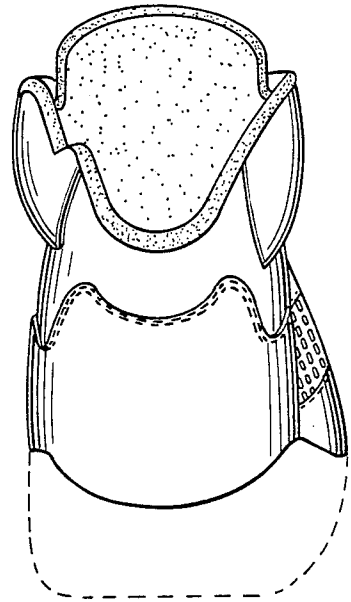


FIG. 5.

