



US00D740802S

(12) **United States Design Patent**  
**Hsu et al.**

(10) **Patent No.:** **US D740,802 S**

(45) **Date of Patent:** **\*\* Oct. 13, 2015**

(54) **NOTEBOOK COMPUTER WITH ROTATABLE SCREEN**

(71) Applicant: **Compal Electronics, Inc.**, Taipei (TW)  
(72) Inventors: **Wei-Chih Hsu**, Taipei (TW);  
**Yung-Hsiang Chen**, Taipei (TW); **Li Fang Chen**, Taipei (TW); **Chien I Lin**, Taipei (TW); **I Chen Chen**, Taipei (TW); **Yao Tsung Yeh**, Taipei (TW)

(73) Assignee: **COMPAL ELECTRONICS, INC.**, Taipei (TW)

(\*\*) Term: **14 Years**

(21) Appl. No.: **29/492,383**

(22) Filed: **May 30, 2014**

(51) **LOC (10) Cl.** ..... **14-02**

(52) **U.S. Cl.**  
USPC ..... **D14/316**

(58) **Field of Classification Search**  
USPC ..... D14/315-327; D18/1, 2, 7, 11;  
235/145 A, 145 R; 341/22, 23; 345/104,  
345/156, 168, 169, 173; 361/679.08,  
361/679.09, 679.11, 679.26, 679.27  
CPC ..... G06F 1/16; G06F 1/1616; G06F 1/1626;  
G06F 1/1632; H01R 35/02; H03M 11/00;  
G09B 13/04; H03K 17/94

See application file for complete search history.

(56) **References Cited**

U.S. PATENT DOCUMENTS

6,847,520 B2 \* 1/2005 Hashimoto ..... 361/679.01  
6,870,740 B2 \* 3/2005 Hsu et al. .... 361/732  
D506,752 S \* 6/2005 Huh ..... D14/316  
D606,535 S \* 12/2009 Morooka et al. .... D14/316  
D643,426 S \* 8/2011 A. B. .... D14/316  
2004/0083577 A1 \* 5/2004 Lu et al. .... 16/367

\* cited by examiner

*Primary Examiner* — Freda S Nunn

(74) *Attorney, Agent, or Firm* — Bacon & Thomas, PLLC

(57) **CLAIM**

The ornamental design for the notebook computer with rotatable screen, as shown and described.

**DESCRIPTION**

FIG. 1 is a top, front, and right perspective view of a notebook computer with a rotatable screen in an open and rotated state showing our new design;

FIG. 2 is a front side view thereof;

FIG. 3 is a rear side view thereof;

FIG. 4 is a left side view thereof, wherein the bottom edge of the rotatable screen and the top surface of the notebook host constitute a V-shaped angle to avoid scratching the top surface of the notebook host while rotating the rotatable screen;

FIG. 5 is a right side view thereof;

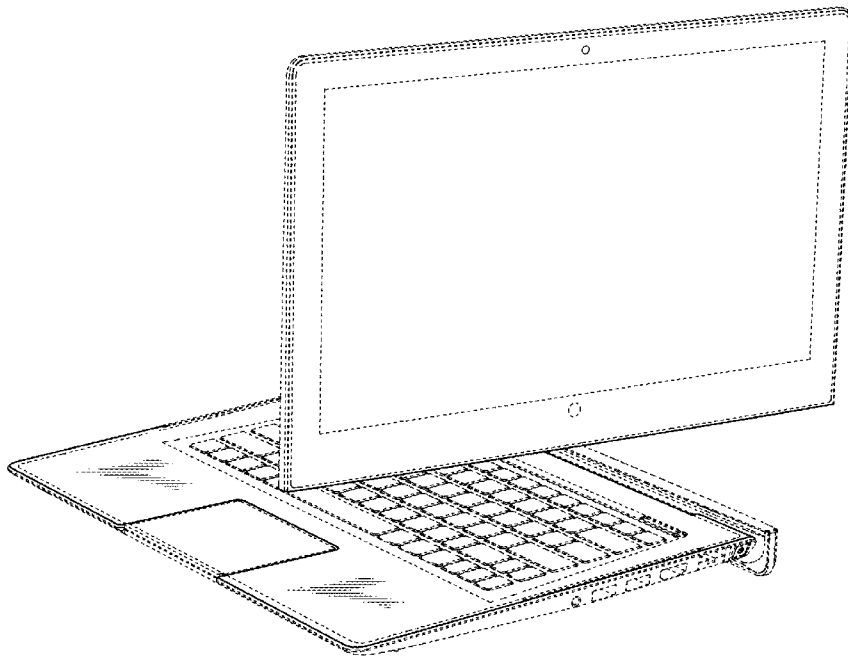
FIG. 6 is a top plan view thereof;

FIG. 7 is a bottom plan view thereof; and,

FIG. 8 is a right side view thereof, wherein the bottom edge of the rotatable screen and the top surface of the notebook host constitute a V-shaped angle  $\theta$  which is initially over the horizontal line;

All of the features shown in broken lines are unclaimed.

**1 Claim, 8 Drawing Sheets**



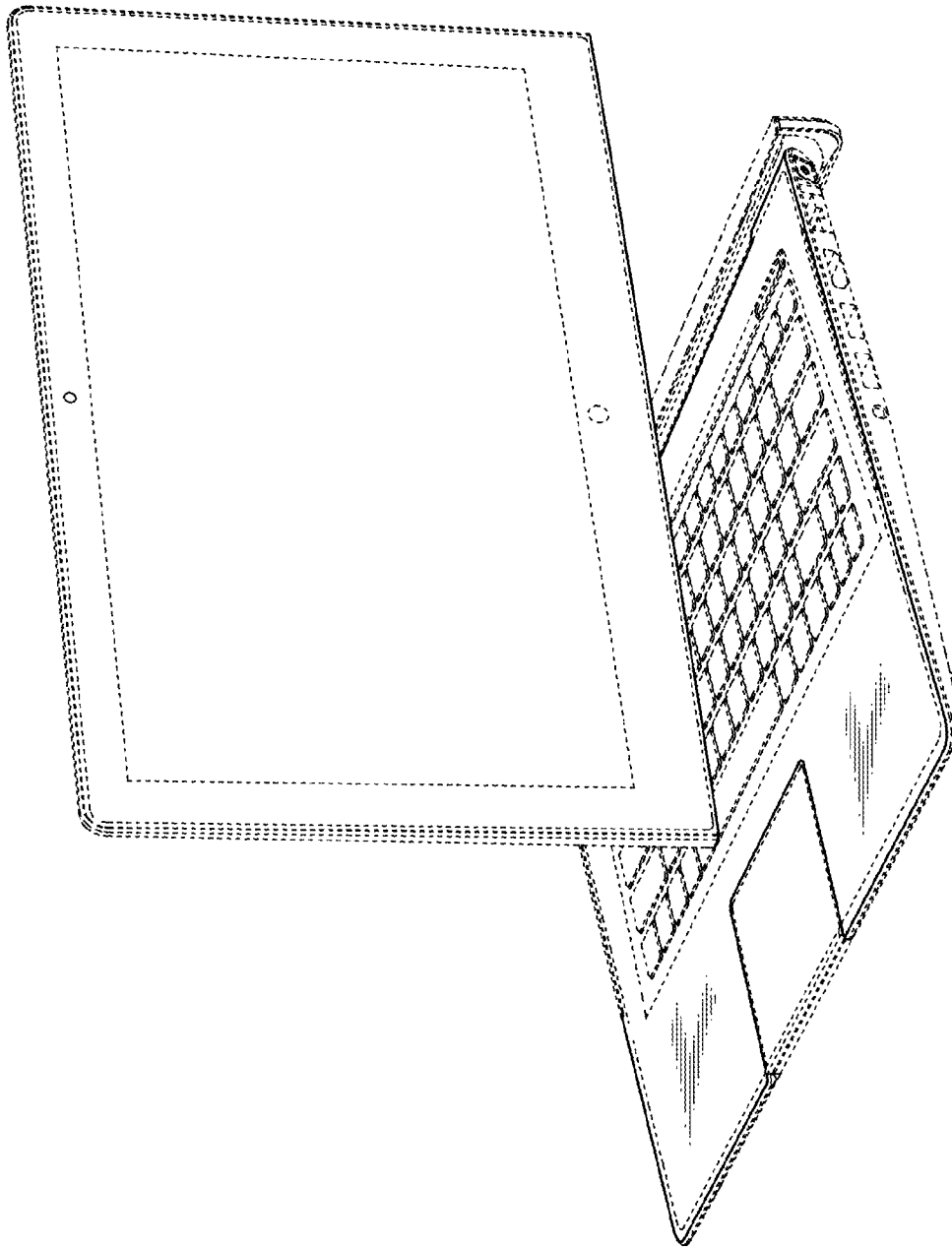


FIG. 1




FIG. 2

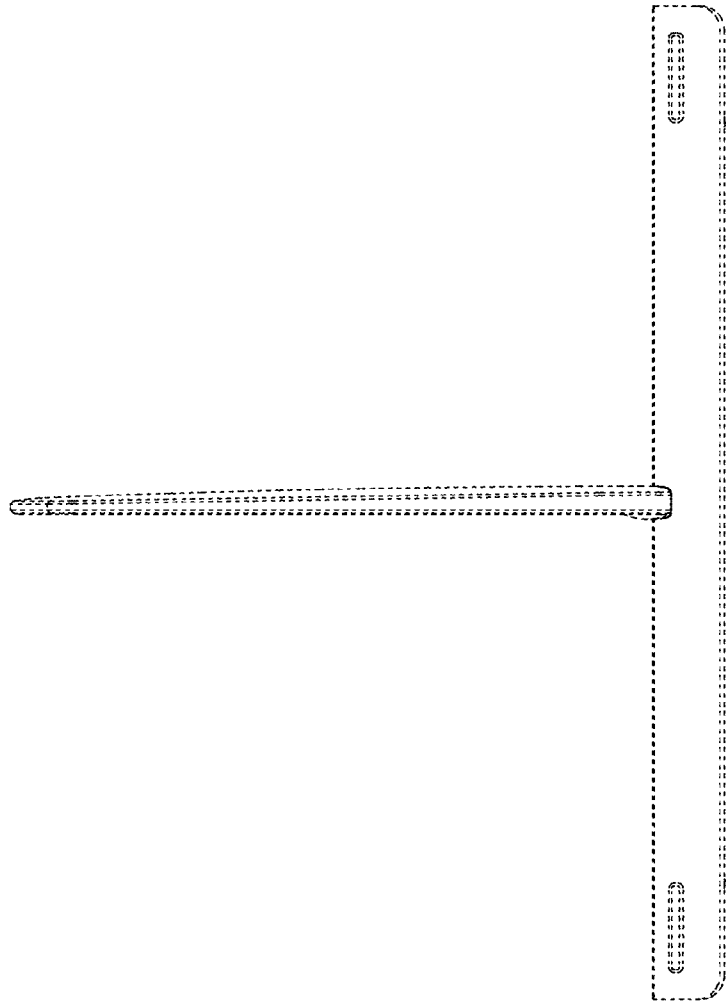


FIG. 3

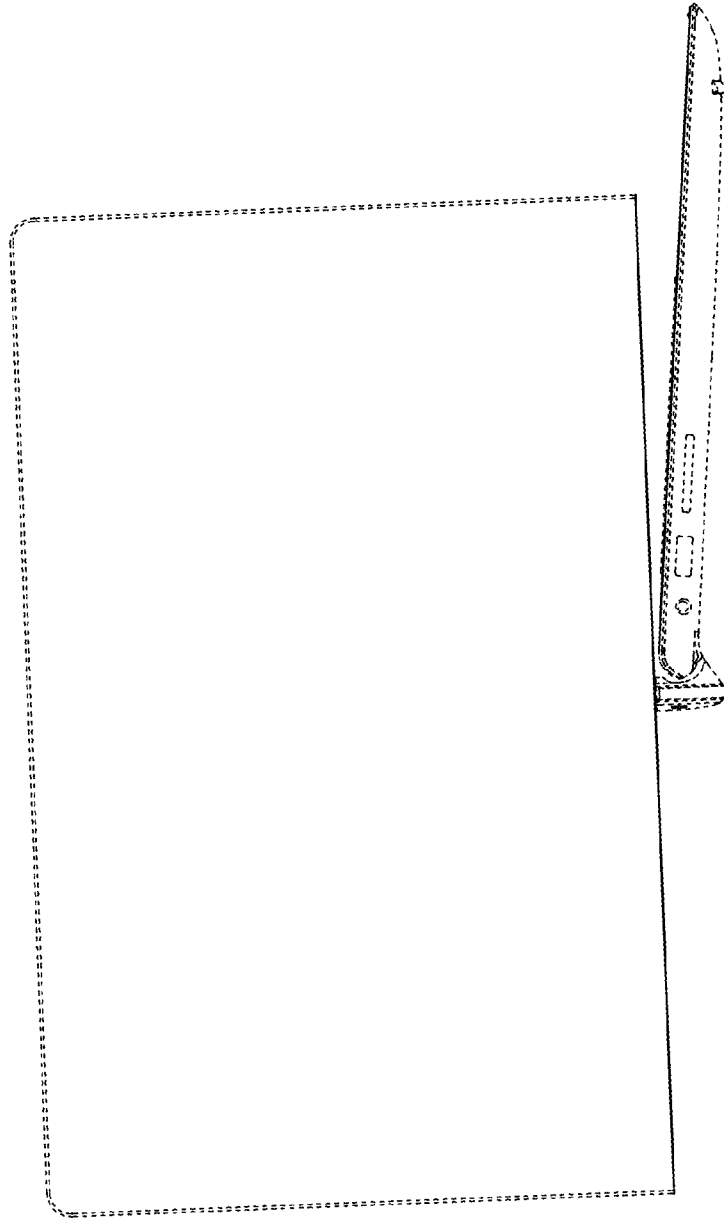


FIG. 4

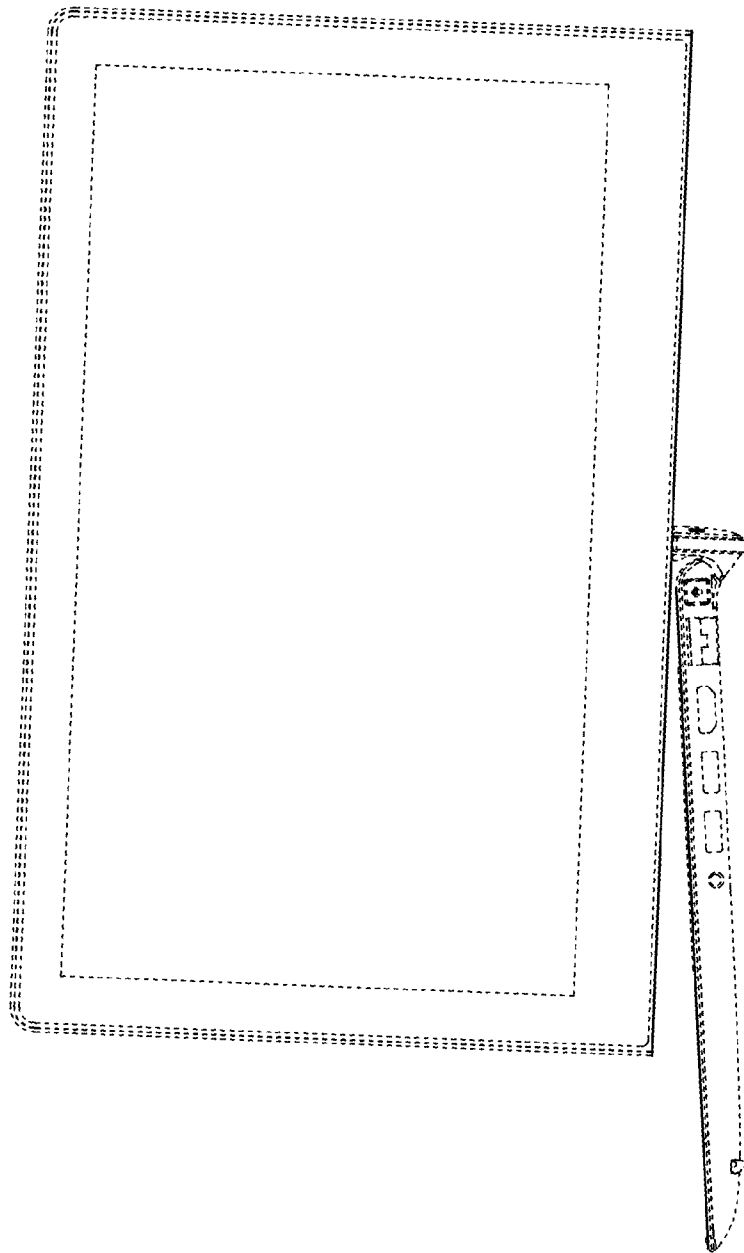


FIG. 5

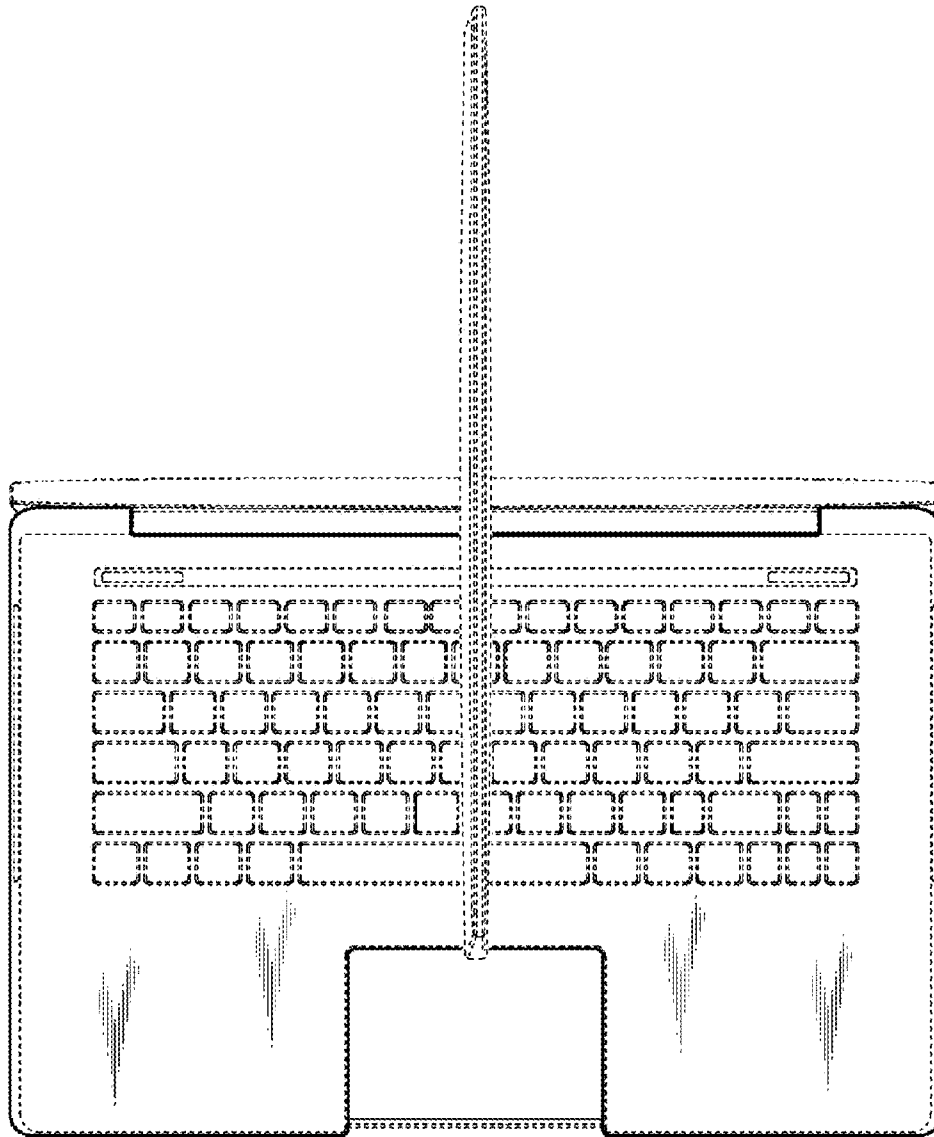


FIG. 6

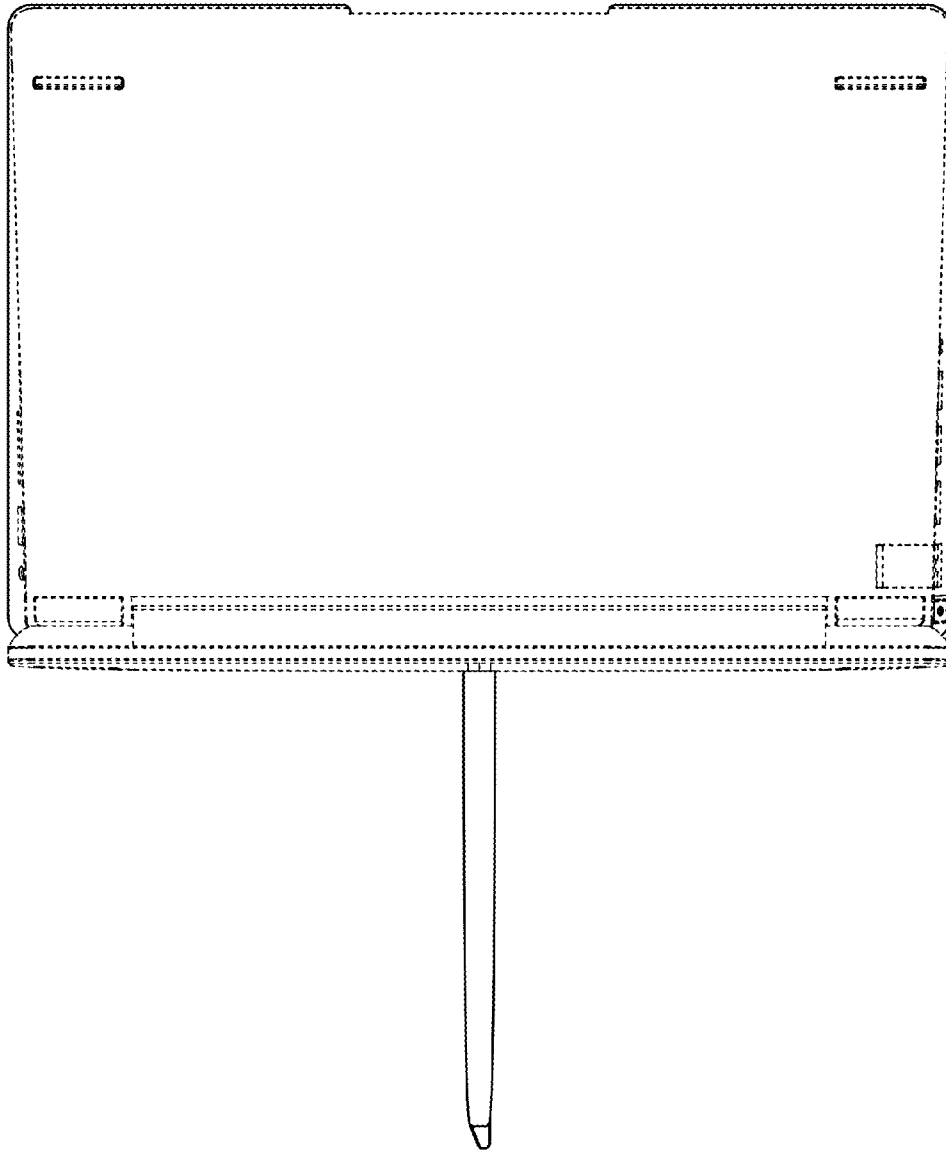


FIG. 7



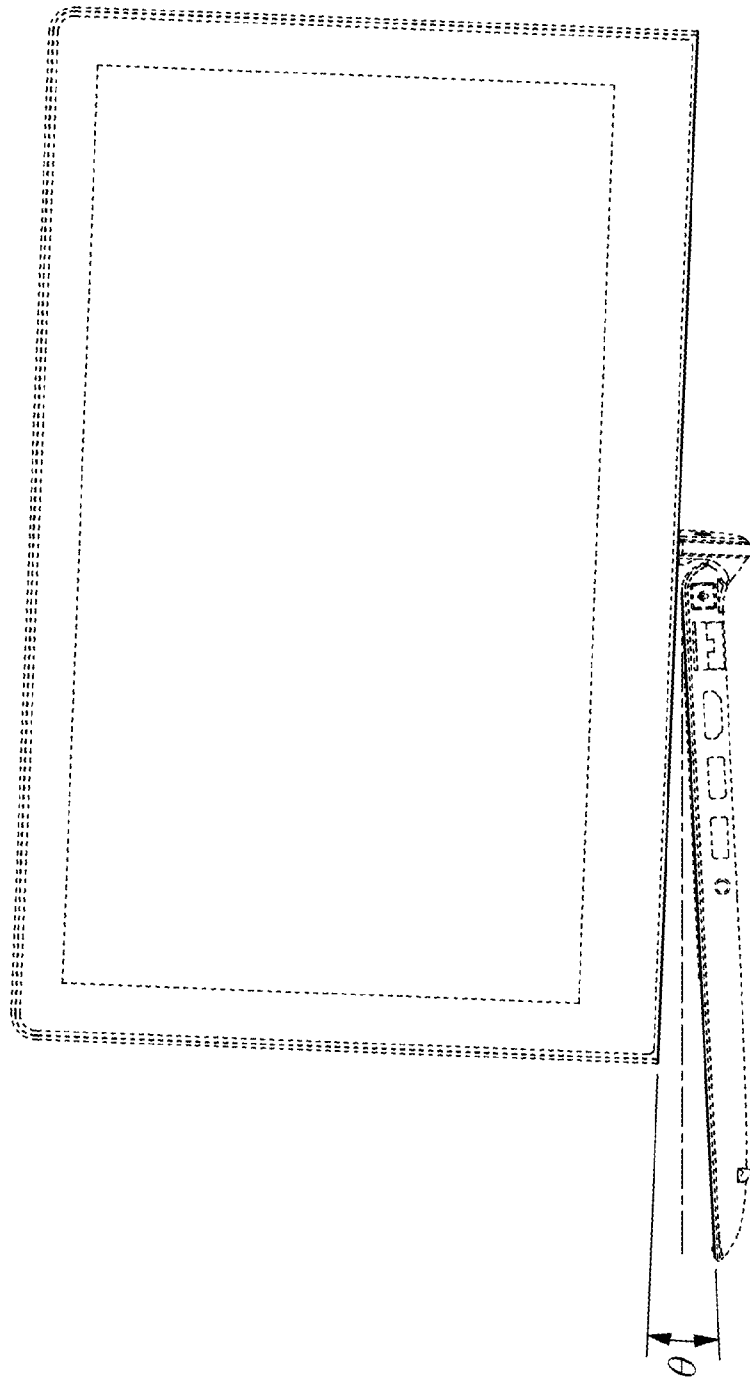


FIG. 8