



US00D535888S

(12) **United States Design Patent**
Kuzma et al.

(10) **Patent No.:** **US D535,888 S**

(45) **Date of Patent:** **** Jan. 30, 2007**

(54) **BOTTLE**

(75) Inventors: **Gene J. Kuzma**, Powell, OH (US);
Elizabeth T. Tkacheff, Columbus, OH (US)

(73) Assignee: **GK Packaging, Inc.**, Plain City, OH (US)

(**) Term: **14 Years**

(21) Appl. No.: **29/245,218**

(22) Filed: **Dec. 20, 2005**

(51) **LOC (8) Cl.** **09-01**

(52) **U.S. Cl.** **D9/558**

(58) **Field of Classification Search** D9/558,
D9/516, 549, 530, 537, 539, 574, 545, 529;
215/382-384; 220/660, 675, 679

See application file for complete search history.

(56) **References Cited**

U.S. PATENT DOCUMENTS

- D28,182 S 1/1898 Whittall
- D52,472 S * 9/1918 Corey D9/781
- D94,189 S 1/1935 Cassedy
- D106,370 S 10/1937 Pancoast
- D214,554 S * 7/1969 Oltman et al. D9/550
- D247,221 S 2/1978 Landor et al.
- D248,088 S * 6/1978 Britt D9/529
- D256,555 S 8/1980 Beeman
- D306,695 S 3/1990 Smith
- D336,246 S 6/1993 Narvaez
- 5,392,937 A 2/1995 Prevot et al.
- D356,038 S * 3/1995 Biesecker D9/558

- D395,396 S 6/1998 Kuzma et al.
- D396,191 S * 7/1998 Kuzma et al. D9/574
- D408,740 S 4/1999 Jones et al.
- 5,954,213 A * 9/1999 Gerhart et al. 215/10
- D424,448 S * 5/2000 Weber D9/558
- D439,843 S * 4/2001 Dalmau D9/542
- D448,678 S * 10/2001 Bakic D9/574
- D450,597 S 11/2001 Bobchenok et al.
- D471,111 S 3/2003 Weaver et al.
- D496,867 S 10/2004 Kuzma et al.
- D500,954 S 1/2005 Kuzma et al.
- D514,448 S 2/2006 Kuzma et al.
- D525,873 S * 8/2006 Haubert et al. D9/529

FOREIGN PATENT DOCUMENTS

EP 000533633-0012 * 5/2006

* cited by examiner

Primary Examiner—Stella Reid

Assistant Examiner—Keli L. Acker

(74) *Attorney, Agent, or Firm*—Dinsmore & Shohl LLP


(57) **CLAIM**

The ornamental design for a bottle, as shown and described.

DESCRIPTION

FIG. 1 is a front elevation view of a bottle embodying my new design, the rear elevation view being a mirror image; FIG. 2 is a front right perspective view thereof; FIG. 3 is a right side elevation view thereof, the left side elevation view being a mirror image; and, FIG. 4 is a top plan view thereof. The broken-line disclosure in the views is for illustrative purposes only and forms no part of the claimed design.

1 Claim, 3 Drawing Sheets






FIG. 1




FIG. 2




FIG. 3

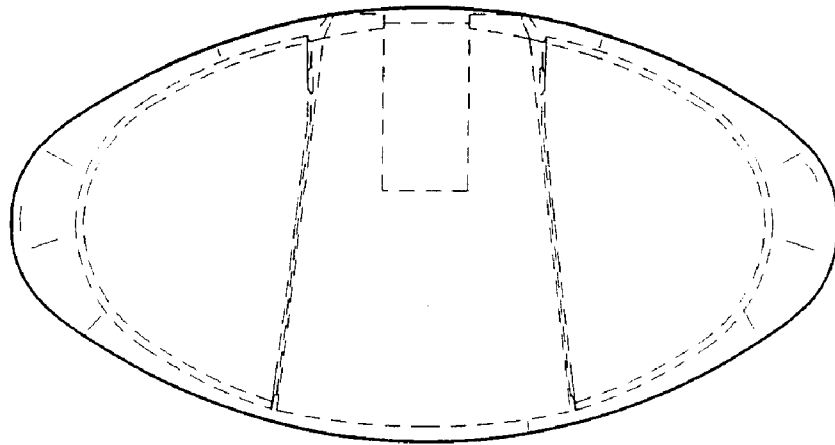


FIG. 4