



US00D864628S

(12) **United States Design Patent**
Pinchuk

(10) **Patent No.:** **US D864,628 S**

(45) **Date of Patent:** **** Oct. 29, 2019**

(54) **HOLDER FOR DRINKING VESSELS**

(71) Applicant: **Leonard Pinchuk**, Miami, FL (US)

(72) Inventor: **Leonard Pinchuk**, Miami, FL (US)

(**) Term: **15 Years**

(21) Appl. No.: **29/637,924**

(22) Filed: **Feb. 22, 2018**

(51) **LOC (12) Cl.** **06-06**

(52) **U.S. Cl.**

USPC **D6/682.2**

(58) **Field of Classification Search**

USPC D9/761, 715-716; D7/509-513, 550.1,
D7/543, 602; D6/682, 682.1, 682.2

CPC A47G 7/002; A47G 23/0641; A47G
23/0316; B65D 5/20; B65D 5/2009;
B65D 5/42; B65D 5/22

See application file for complete search history.

(56) **References Cited**

U.S. PATENT DOCUMENTS

3,908,877	A *	9/1975	Kosisky	A47G 23/0208 206/459.5
D292,161	S *	10/1987	Spolter	D7/553.6
D293,190	S *	12/1987	Flanagan, Sr.	D7/553.1
D308,461	S *	6/1990	Hosea	A47G 19/06 D7/507
D339,507	S *	9/1993	Ancona	D7/553.4
D342,421	S *	12/1993	DuBow	D7/708
D440,832	S *	4/2001	Goldsborough	D11/152
D524,108	S *	7/2006	Price	D7/553.4
D563,726	S *	3/2008	Fraser	D7/553.1
D588,407	S *	3/2009	Martinez	D7/505
D623,478	S *	9/2010	Hayashi	D7/551.1
D634,585	S *	3/2011	Vaehsen	D7/554.2
D706,583	S *	6/2014	Clark	D7/554.2
D712,204	S *	9/2014	Hatcher	D7/553.5
D731,249	S *	6/2015	Keeth	D7/554.2
D734,099	S *	7/2015	Fissell	D7/553.8

D737,104	S *	8/2015	Sobotka	D7/554.2
D740,134	S *	10/2015	Brinda	D9/456
D762,404	S *	8/2016	Williams	D6/682.2
D770,870	S *	11/2016	Nash	D7/551.1
D774,360	S *	12/2016	Piccinini	D7/554.2
D779,887	S *	2/2017	Alleyne	D7/553.8
D789,756	S	6/2017	MacDonald	
9,839,311	B2 *	12/2017	Shames	A47G 23/0641
D835,467	S *	12/2018	Dolinsky	D7/553.6
2005/0017134	A1 *	1/2005	Hooper	A47G 23/0208 248/103
2010/0209662	A1	8/2010	Slade et al.	

FOREIGN PATENT DOCUMENTS

WO WO2016/160565 A1 10/2016

* cited by examiner

Primary Examiner — Kelley A Donnelly

(74) *Attorney, Agent, or Firm* — Gordon & Jacobson,
P.C.

(57) **CLAIM**

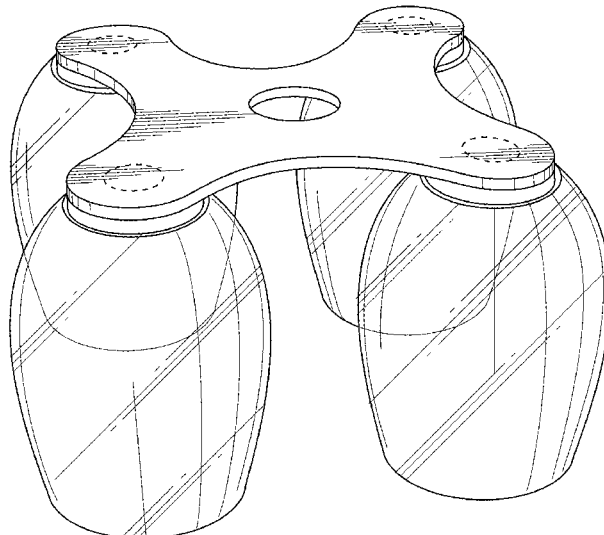
The ornamental design for a holder for drinking vessels, as shown and described.

DESCRIPTION

FIG. 1 is a perspective view of the holder for drinking vessels of Embodiment 1 showing my new design; FIG. 2 is a front elevational view thereof; FIG. 3 is a bottom plan view thereof; FIG. 4 is a top plan view thereof; FIG. 5 is a perspective view of the holder for drinking vessels of Embodiment 2 showing my new design; FIG. 6 is a front elevational view thereof; and, FIG. 7 is a top plan view thereof, the bottom view being identical.

The broken lines are for the purpose of illustrating portions of the holder for drinking vessels and form no part of the claimed design.

1 Claim, 7 Drawing Sheets



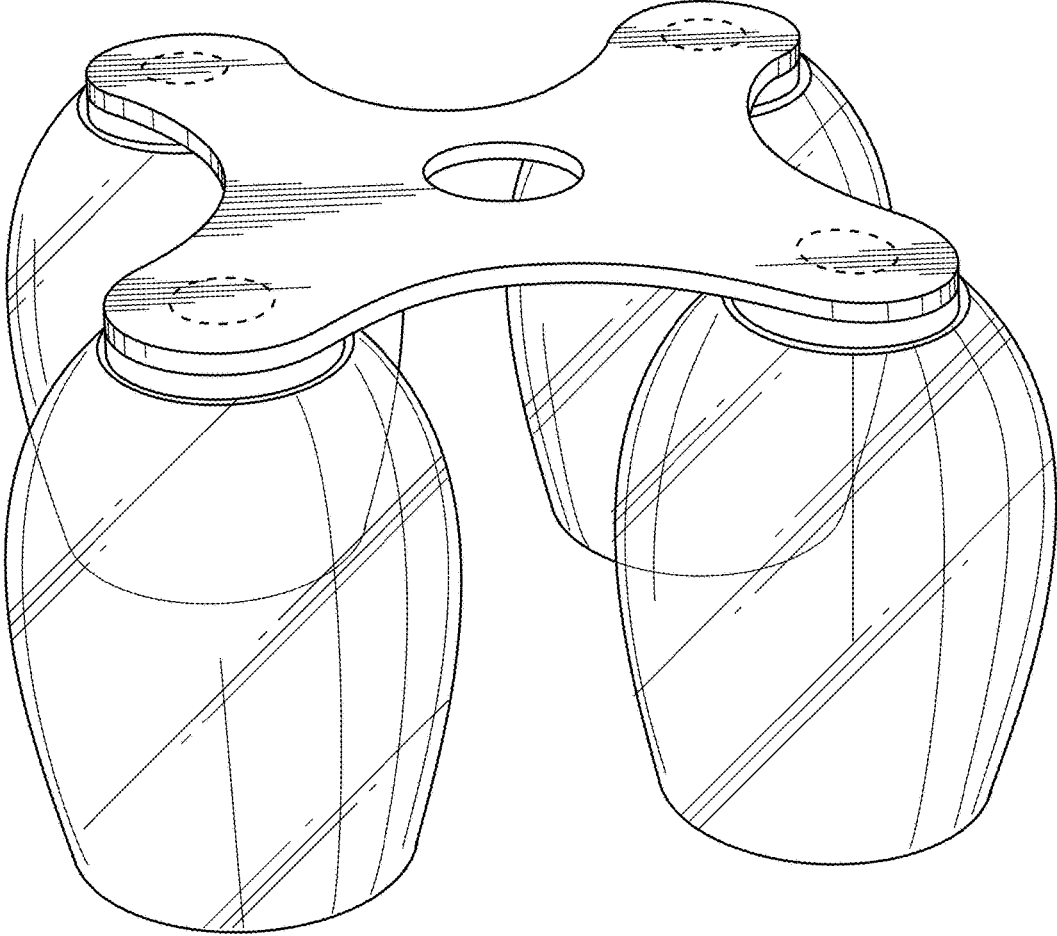


Fig. 1

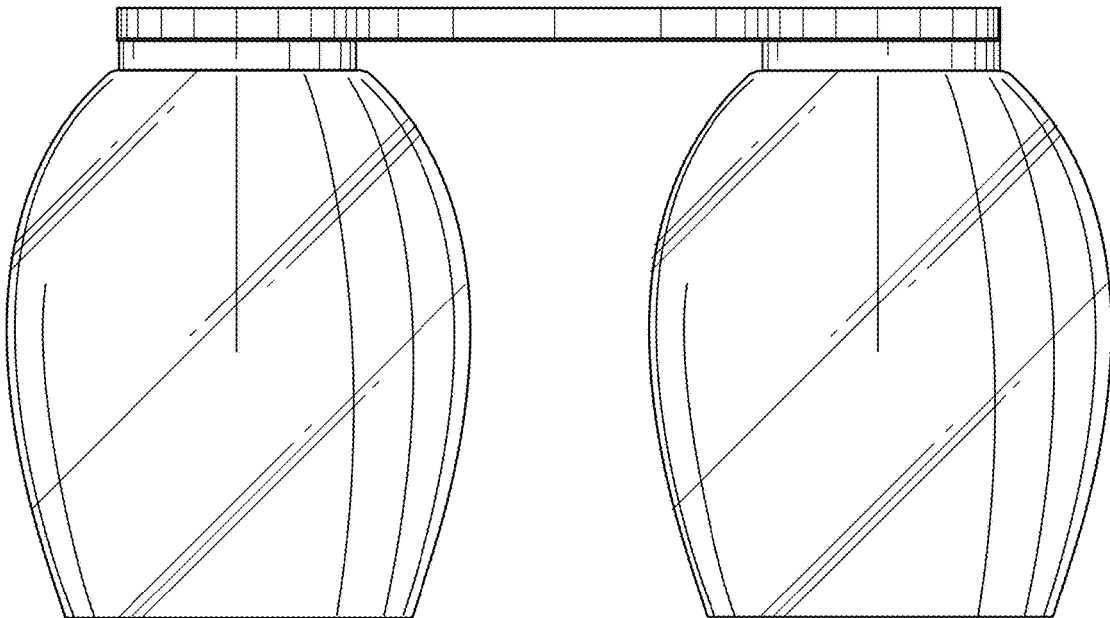


Fig. 2

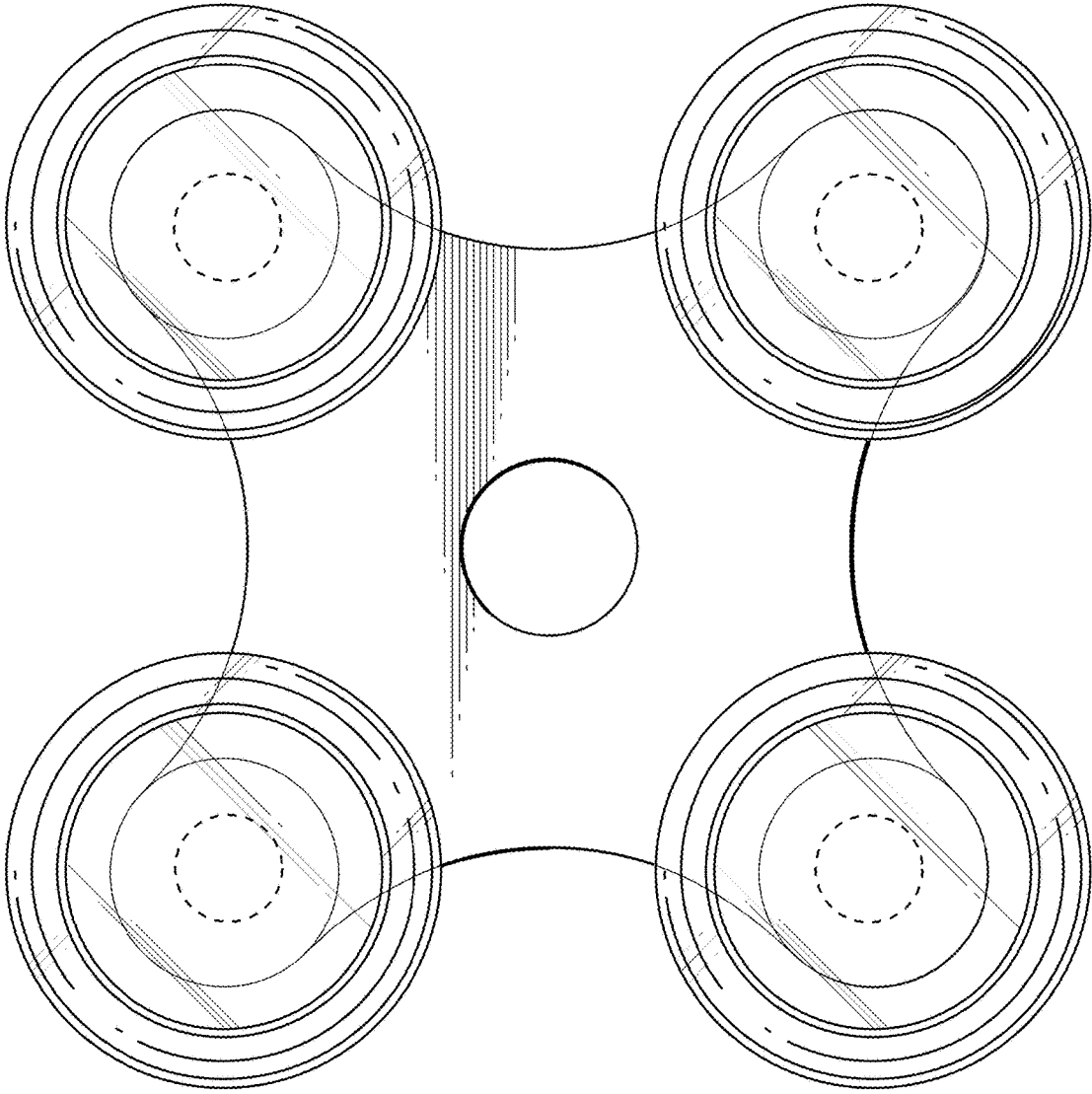


Fig. 3

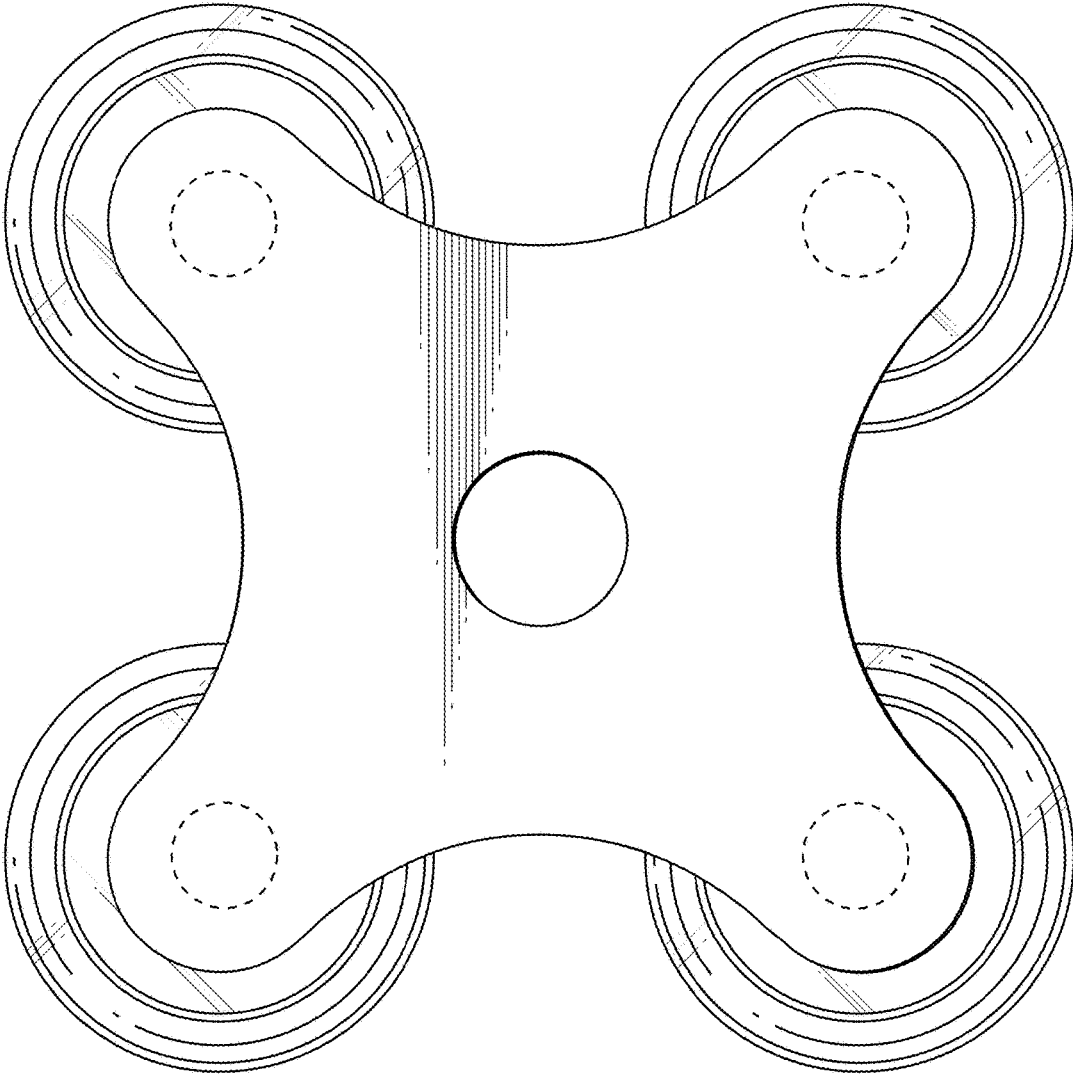


Fig. 4




Fig. 5

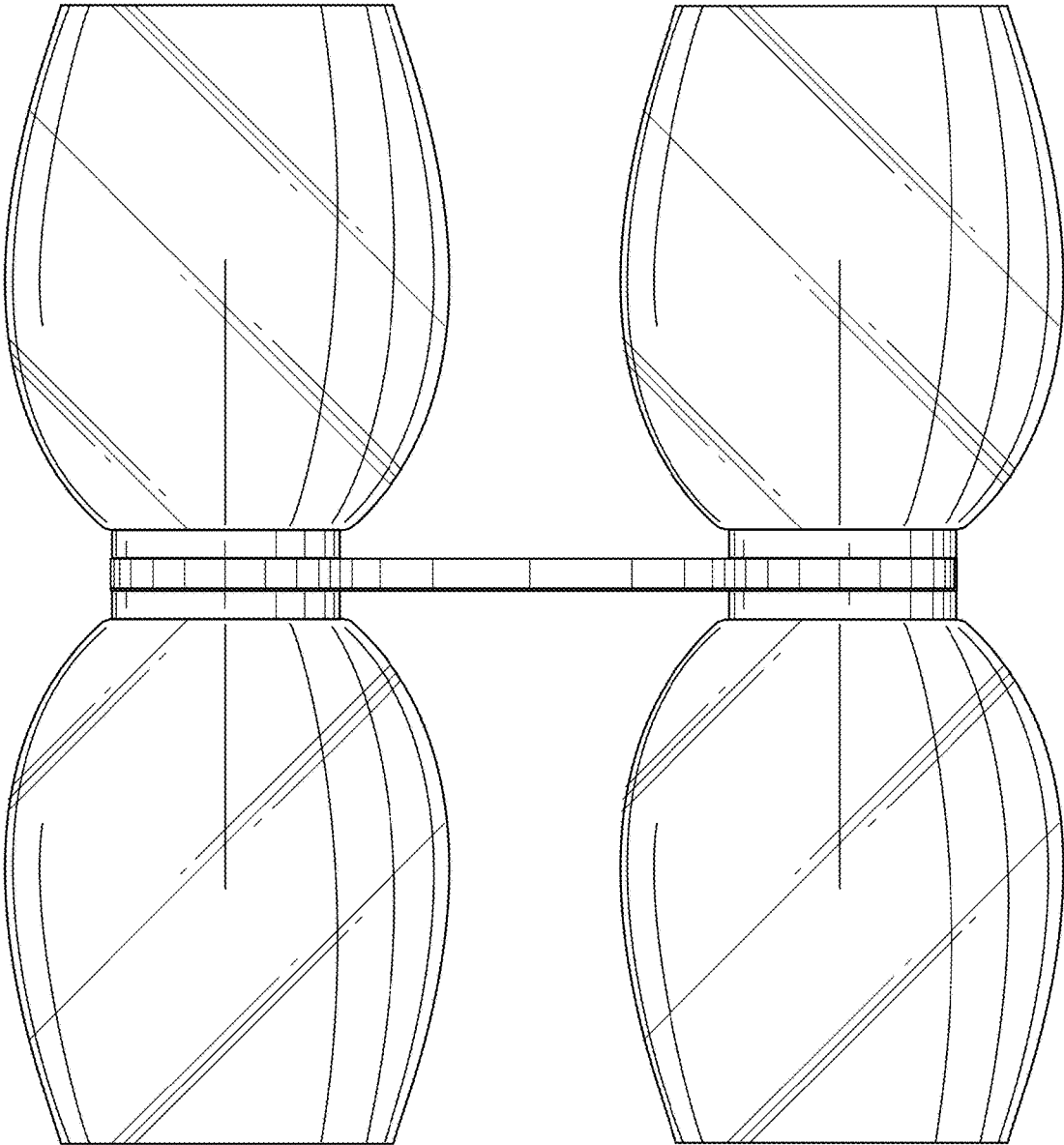


Fig. 6

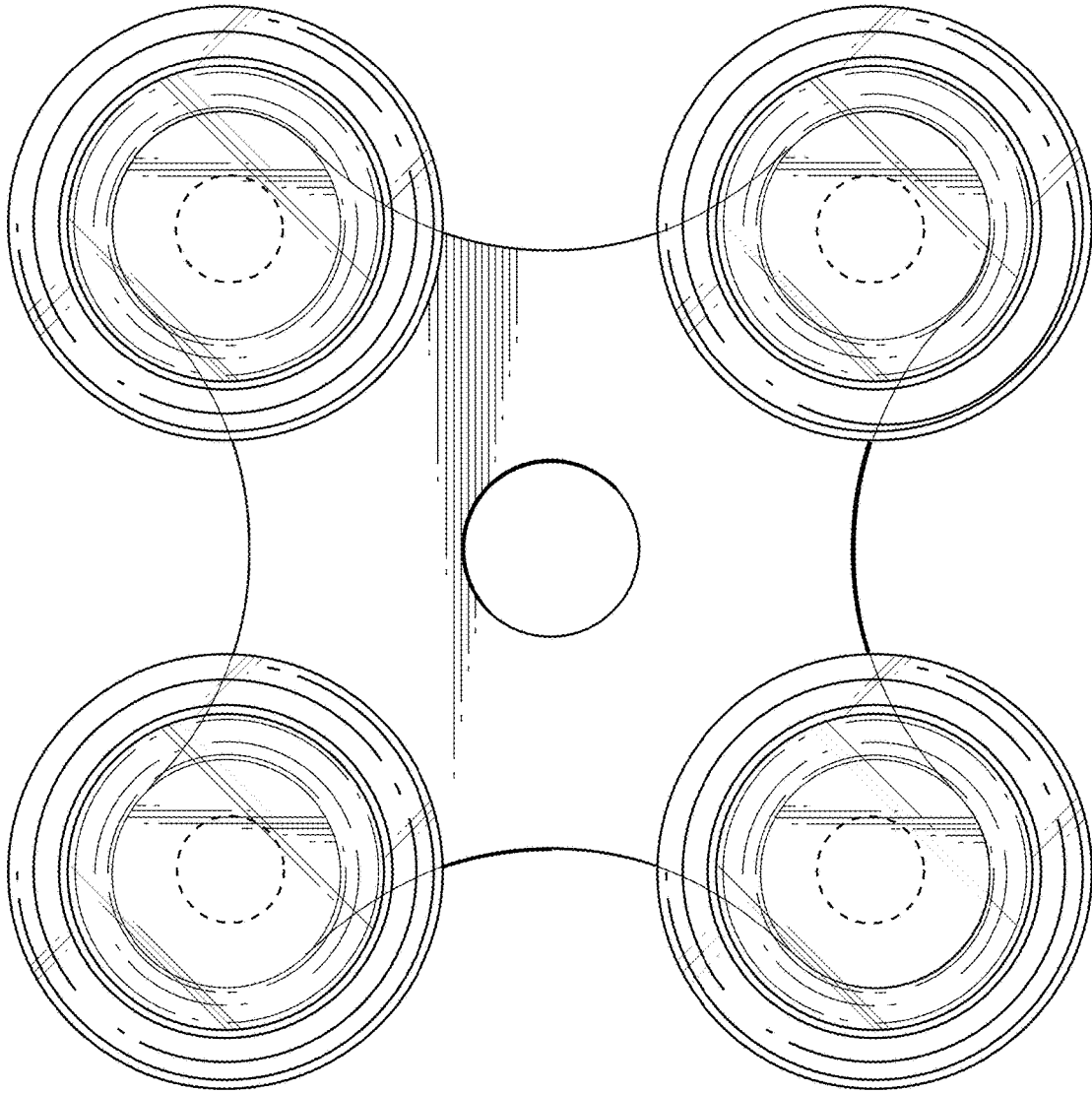


Fig. 7