

(19) World Intellectual Property Organization
International Bureau



(43) International Publication Date
21 February 2008 (21.02.2008)

PCT

(10) International Publication Number
WO 2008/021338 A2

(51) International Patent Classification:

A61K 31/428 (2006.01) A61P 15/18 (2006.01)
A61P 5/36 (2006.01) A61P 35/00 (2006.01)
A61P 15/02 (2006.01) C07D 417/04 (2006.01)

2505 Noble Way, Limerick, PA 19468 (US). **MELENSKI, Edward, George** [US/US]; 112 Hemlock Drive, Collegeville, PA 19426 (US). **BERNOTAS, Ronald, Charles** [US/US]; 908 Morgan Dirve, Royersford, PA 19468 (US).

(21) International Application Number:

PCT/US2007/017940

(74) Agent: **KODROFF, Cathy, A.**; Howson And Howson LLP, 501 Office Center Drive, Suite 210, Fort Washington, PA 19034 (US).

(22) International Filing Date: 13 August 2007 (13.08.2007)

(25) Filing Language:

English

(26) Publication Language:

English

(30) Priority Data:

60/837,903 15 August 2006 (15.08.2006) US

(81) Designated States (unless otherwise indicated, for every kind of national protection available): AE, AG, AL, AM, AT, AU, AZ, BA, BB, BG, BH, BR, BW, BY, BZ, CA, CH, CN, CO, CR, CU, CZ, DE, DK, DM, DO, DZ, EC, EE, EG, ES, FI, GB, GD, GE, GH, GM, GT, HN, HR, HU, ID, IL, IN, IS, JP, KE, KG, KM, KN, KP, KR, KZ, LA, LC, LK, LR, LS, LT, LU, LY, MA, MD, ME, MG, MK, MN, MW, MX, MY, MZ, NA, NG, NI, NO, NZ, OM, PG, PH, PL, PT, RO, RS, RU, SC, SD, SE, SG, SK, SL, SM, SV, SY, TJ, TM, TN, TR, TT, TZ, UA, UG, US, UZ, VC, VN, ZA, ZM, ZW.

(71) Applicant (for all designated States except US): **WYETH** [US/US]; Five Giralda Farms, Madison, NJ 07940 (US).

(72) Inventors; and

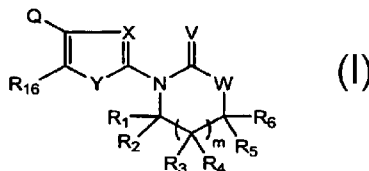
(75) Inventors/Applicants (for US only): **COMMONS, Thomas, Joseph** [US/US]; 397 Drummers Lane, Wayne, PA 19087 (US). **FENSOME, Andrew** [GB/US]; 779 Trephanny Lane, Wayne, PA 19087 (US). **HEFFERNAN, Gavin, David** [GB/US]; 616 E. 6th Street, Florence, NJ 08518 (US). **MCCOMAS, Casey, Cameron** [US/US]; 470 Springview Lane, Phoenixville, PA 19460 (US). **WOODWORTH, Richard, Page, Jr.** [US/US]; 216 S. 4th Street, North Wales, PA 19454 (US). **WEBB, Michael, Byron** [US/US]; 260 Pine Forge Road, Douglassville, PA 19518 (US). **MARELLA, Michael, Anthony** [US/US];

(84) Designated States (unless otherwise indicated, for every kind of regional protection available): ARIPO (BW, GH, GM, KE, LS, MW, MZ, NA, SD, SL, SZ, TZ, UG, ZM, ZW), Eurasian (AM, AZ, BY, KG, KZ, MD, RU, TJ, TM), European (AT, BE, BG, CH, CY, CZ, DE, DK, EE, ES, FI, FR, GB, GR, HU, IE, IS, IT, LT, LU, LV, MC, MT, NL, PL, PT, RO, SE, SI, SK, TR), OAPI (BF, BJ, CF, CG, CI, CM, GA, GN, GQ, GW, ML, MR, NE, SN, TD, TG).

Published:

— without international search report and to be republished upon receipt of that report

(54) Title: TRICYCLIC OXAZOLIDONE DERIVATIVES USEFUL AS PR MODULATORS



(57) Abstract: Compounds of the following structure are described (I), wherein R₁-R₆, R₁₆, m, V, W, X, Y, and Q are described herein, or a pharmaceutically acceptable salt, tautomer, metabolite or prodrug thereof. These compounds are useful for treating a variety of hormone-related conditions including contraception, treating or preventing fibroids, endometriosis, dysfunctional bleeding, uterine leiomyomata, polycystic ovary syndrome, or hormone-dependent carcinomas, providing hormone replacement therapy, stimulating food intake or synchronizing estrus.

WO 2008/021338 A2

TRICYCLIC OXAZOLIDONE DERIVATIVES USEFUL AS PR MODULATORS

BACKGROUND OF THE INVENTION

This invention relates to modulators of the progesterone receptor, their preparation and utility.

Intracellular receptors (IR) form a class of structurally related gene regulators known as "ligand dependent transcription factors" (Mangelsdorf, D. J. etc. Cell, 83, 835, 1995). The steroid receptor family is a subset of the IR family, including the progesterone receptor (PR), estrogen receptor (ER), androgen receptor (AR), glucocorticoid receptor (GR), and mineralocorticoid receptor (MR).

The natural hormone, or ligand, for the PR is the steroid progesterone, but synthetic compounds, such as medroxyprogesterone acetate or levonorgestrel, have been made which also serve as PR ligands. Once a ligand is present in the fluid surrounding a cell, it passes through the membrane via passive diffusion, and binds to the IR to create a receptor/ligand complex. This complex binds to specific gene promoters present in the cell's DNA. Once bound to the DNA, the complex modulates the production of mRNA and the protein encoded by that gene.

A compound that binds to an IR and mimics the action of the natural hormone is termed an agonist, whilst a compound which inhibits the effect of the hormone is an antagonist.

PR agonists (natural and synthetic) are known to play an important role in the health of women. PR agonists are used in birth control formulations, either alone or in the presence of an ER agonist.

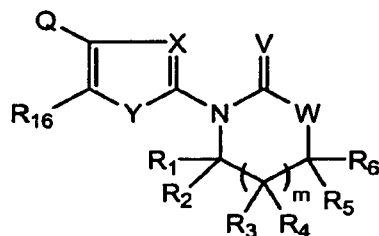
PR antagonists may also be used in contraception (Ulmann, et al., Ann. N.Y. Acad. Sci., 261, 248, 1995; Kekkonen, et al, Fertility and Sterility, 60, 610, 1993; or US Patent No. 5,719,136); for the treatment of hormone dependent breast cancers (Horwitz, et al, Horm. Cancer, 283, 1996, pub: Birkhaeuser, Boston, Mass., ed. Vedeckis), uterine and ovarian cancers, non-malignant chronic

conditions such as uterine fibroids (Murphy, et al, J. Clin. Endo. Metab., 76, 513, 1993) and endometriosis (Kettel, et al., Fertility and Sterility, 56, 402, 1991), hormone dependent prostate cancer (Michna, et al, Ann. N.Y. Acad. Sci., 761, 224, 1995); and for hormone replacement therapy (US Patent No. 5,719,136).

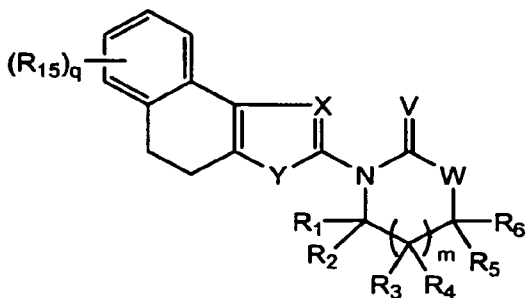
What is needed in the art are alternative progesterone receptor modulators.

SUMMARY OF THE INVENTION

In one aspect, progesterone receptor modulators of the following structure are provided, wherein R_1 - R_6 , R_{16} , m , V , W , X , Y , and Q are defined herein:

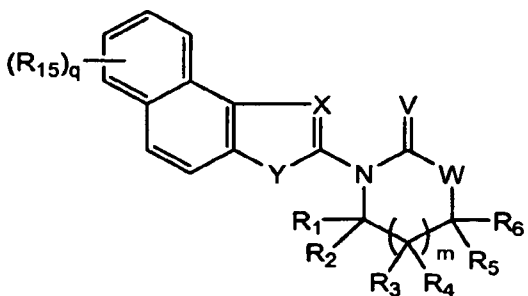


In a further aspect, compounds of the following structure are provided, wherein R_1 - R_6 , R_{15} , m , q , V , W , X , and Y are defined herein:

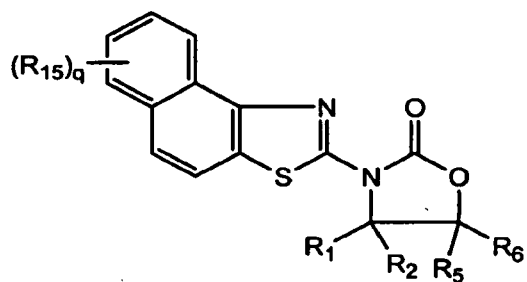


In a further aspect, compounds of the following structure are provided, wherein R_1 - R_6 , R_{15} , m , q , V , W , X , and Y are defined herein:

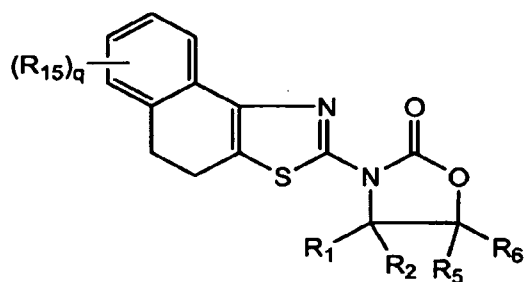
In yet another aspect, compounds of the following structure are provided, wherein R_1 - R_6 , R_{15} , m , q , V , W , X , and Y are defined herein:



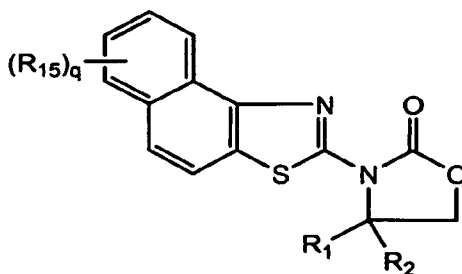
In another aspect, compounds of the following structure are provided, wherein R_1 , R_2 , R_5 , R_6 , R_{15} , and q are defined herein:



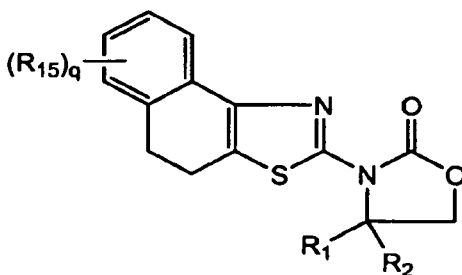
In still a further aspect, compounds of the following structure are provided, wherein R_1 , R_2 , R_5 , R_6 , R_{15} , and q are defined herein:



In yet a further aspect, compounds of the following structure are provided, wherein R_1 , R_2 , R_{15} , and q are defined herein:



In another aspect, compounds of the following structure are provided, wherein R_1 , R_2 , R_{15} , and q are defined herein:



In still a further aspect, methods of contraception using the compounds described herein are provided.

In yet another aspect, methods of treating or preventing fibroids using the compounds described herein are provided.

In a further aspect, methods for treating or preventing endometriosis, dysfunctional bleeding, uterine leiomyomata, polycystic ovary syndrome, or hormone-dependent carcinomas using the compounds described herein are provided.

In still a further aspect, methods of providing hormone replacement therapy using the compounds described herein are provided.

In another aspect, methods of stimulating food intake or synchronizing estrus using the compounds described herein are provided.

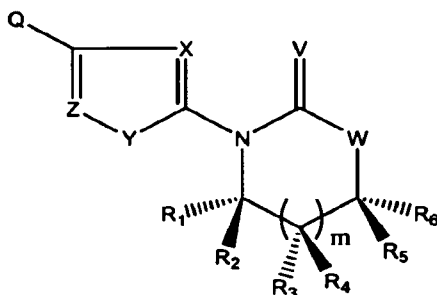
Other aspects and advantages of the invention will be readily apparent from the following detailed description of the invention.

DETAILED DESCRIPTION OF THE INVENTION

Novel compounds, which are useful as progesterone receptor modulators, are described. These compounds are useful in treating and/or preventing a variety of hormone-related conditions as described below.

I. The Compounds

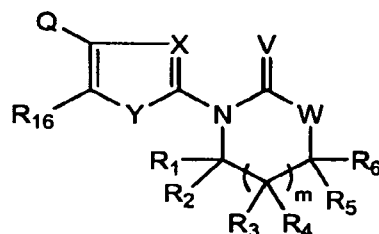
The compounds described herein have the following general structure:



wherein, R_1 , R_2 , R_3 , R_4 , R_5 and R_6 are, independently, H, C_1 to C_{10} alkyl, $-(CH_2)_n$ -aryl, $-(CH_2)_p$ -O- $(CH_2)_n$ -aryl, $-(CH_2)_n$ C(H) $_{3-p}$ (R_7) $_p$, $-(CH_2)_n$ COOR $_8$, or $-(CH_2)_p$ -O-R $_9$; or R_1 , R_2 or R_3 , R_4 or R_5 , R_6 are taken together to form a carbon-based 3 to 6 membered saturated ring; or when m is 0, R_1 or R_2 forms a carbon-based 5 to 7

membered saturated ring with R_5 or R_6 ; or R_1 or R_2 form a carbon-based 6-membered aromatic ring with R_5 or R_6 ; R_7 is halogen; R_8 is C_1 to C_6 alkyl; R_9 is H, C_1 to C_6 alkyl, or C_1 to C_3 perfluoroalkyl; W is O, NR_{10} or $CR_{11}R_{12}$; R_{10} is H, C_1 to C_6 alkyl, or $(CH_2)_n$ -aryl; R_{11} and R_{12} are, independently, H, C_1 to C_6 alkyl, or $-(CH_2)_n$ -aryl; or R_{11} or R_{12} forms a double bond with R_5 or R_6 ; V is O, S or NR_{13} ; or when m is 0, W is O, R_1 and R_2 are H or are taken together with oxygen to form a carbonyl group, V is $-(CH_3)_2$; or when m is 1, V is O and W is $CR_{11}R_{12}$ then R_1 or R_2 can form a two carbon bridge with R_{11} or R_{12} ; R_{13} is H, C_1 to C_6 alkyl, $(CH_2)_n$ -aryl, $(CH_2)_n$ -CN, CO -(C_1 to C_6 alkyl), CO -(CH_2) $_n$ -aryl, SO_2 -(C_1 to C_6 alkyl), or SO_2 -(CH_2) $_n$ -aryl; X and Z are, independently, N or CR_{14} ; R_{14} is C_1 to C_6 alkyl, $-(CH_2)_n$ -aryl, $-(CH_2)_n$ -O-(CH_2) $_n$ -alkyl, $-(CH_2)_n$ -O-(CH_2) $_n$ -aryl, halogen, hydroxy, C_1 to C_3 perfluoroalkyl, C_1 to C_3 perfluoroalkoxy or $(CH_2)_n$ -CN; or when Z is CR_{14} , R_{14} forms a two carbon saturated or unsaturated bond with Q to provide a tricyclic ring system; Y is S; or Y is O when X is N and Z is CR_{14} ; Q is aryl, substituted aryl, heteroaryl, or substituted heteroaryl; m is 0 or 1; n is 0 to 3; and p is 1 to 3, or a pharmaceutically acceptable salt, tautomer, metabolite or prodrug thereof.

In one embodiment, the compounds are of the structure:



wherein, R_1 , R_2 , R_3 , R_4 , R_5 and R_6 are independently H, C_1 to C_{10} alkyl, $-(CH_2)_n$ -aryl,

$-(CH_2)_p$ -O-(CH_2) $_n$ -aryl, $-(CH_2)_n$ C(H) $_{3-p}$ (R_7) $_p$, $-(CH_2)_n$ COOR $_8$, or $-(CH_2)_p$ -O-R $_9$; or

R_1 , R_2 or R_3 , R_4 or R_5 , R_6 are taken together to form a carbon-based 3 to 6 membered saturated ring; or when m is 0, R_1 or R_2 form a carbon-based 5 to 7 membered saturated ring; or when m is 0, R_1 or R_2 form a carbon-based 6-membered aromatic ring with R_5 or R_6 ; R_7 is halogen; R_8 is C_1 to C_6 alkyl; R_9 is H, C_1 to C_6 alkyl, or C_1 to C_3 perfluoroalkyl; W is O, NR_{10} , or $CR_{11}R_{12}$; R_{10} is H, C_1 to C_6 alkyl, or $(CH_2)_n$ -aryl; R_{11} and R_{12} are, independently, H, C_1 to C_6

alkyl, or $-(\text{CH}_2)_n\text{-aryl}$; or R_{11} or R_{12} form a double bond with either R_5 or R_6 ; V is O , S , or NR_{13} ; R_{13} is H , C_1 to C_6 alkyl, $-(\text{CH}_2)_n\text{-aryl}$, $-(\text{CH}_2)_n\text{-CN}$, $-\text{CO}-(\text{C}_1$ to C_6 alkyl), $-\text{CO}-(\text{CH}_2)_n\text{-aryl}$, $-\text{SO}_2-(\text{C}_1$ to C_6 alkyl), or $-\text{SO}_2-(\text{CH}_2)_n\text{-aryl}$; X is N or CR_{14} ; R_{14} is C_1 to C_6 alkyl, $-(\text{CH}_2)_n\text{-aryl}$, $-(\text{CH}_2)_n\text{-O}-(\text{CH}_2)_n\text{-alkyl}$, $-(\text{CH}_2)_n\text{-O}-(\text{CH}_2)_n\text{-aryl}$, halogen, hydroxy, C_1 to C_3 perfluoroalkyl, C_1 to C_3 perfluoroalkoxy or $(\text{CH}_2)_n\text{-CN}$; Y is O or S ; R_{16} forms a two carbon saturated or unsaturated bond with Q to give a tricyclic ring system; Q is aryl, substituted aryl, heteroaryl, or substituted heteroaryl; m is 0 or 1; n is 0 to 3; p is 1 to 3; or a pharmaceutically acceptable salt, tautomer, metabolite, or prodrug thereof.

V is suitably O . W is suitably O . m is suitably 0. R_1 and R_2 are suitably each independently C_1 to C_{10} alkyl. R_5 and R_6 are suitably each independently H . X is suitably N . Y is suitably S .

In a further embodiment, V is O ; W is O ; m is 0; R_1 and R_2 are C_1 to C_{10} alkyl; and R_5 and R_6 are H .

In another embodiment, X is N and Y is S .

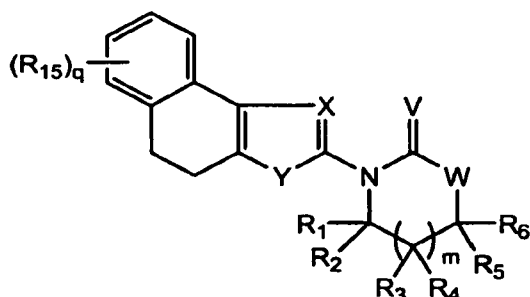
In still a further embodiment, V is O ; W is O ; m is 0; R_1 and R_2 are C_1 to C_{10} alkyl; R_5 and R_6 are H ; X is N ; Y is S ; and R_{16} forms a two carbon saturated bond with Q to provide a tricyclic ring system.

In another embodiment, V is O ; W is O ; m is 0; R_1 and R_2 are C_1 to C_{10} alkyl; R_5 and R_6 are H ; X is N ; Y is S ; and R_{16} forms a two carbon unsaturated bond with Q to provide a tricyclic ring system.

In another embodiment, Q is aryl or substituted aryl.

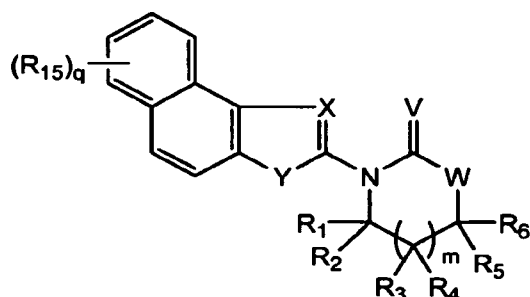
In a further embodiment, Q is an optionally substituted benzene ring. Desirably, the benzene ring contains a CN substituent.

The compound described herein therefore can be of the following structure, wherein the R_{15} group is bound to one or more of the carbon-atoms of the benzene ring:



wherein, R_1 - R_6 , m , V , W , X , and Y are defined above, R_{15} is $(CH_2)_nCN$, halogen, NO_2 , $-C(NH_2)=NOH$, C_1 to C_3 perfluoroalkyl, C_1 to C_3 perfluoroalkoxy, $-O(C_1$ to C_4 alkyl), $-O(C_1$ to C_4 substituted alkyl), $-SO_2-(C_1$ to C_4 alkyl), $-SO_2-(C_1$ to C_4 substituted alkyl), $-CO-(C_1$ to C_4 alkyl), $-CO-(C_1$ to C_4 substituted alkyl), C_1 to C_4 alkyl, C_1 to C_4 substituted alkyl, $-O-(CH_2)_n$ -aryl, $-COO-(C_1$ to C_4 alkyl), $-COO-(C_1$ to C_4 substituted alkyl), $-CONH-(C_1$ to C_3 alkyl), $-CON-(C_1$ to C_3 alkyl) $_2$, aryl, substituted aryl, heteroaryl, or substituted heteroaryl; and q is 1 to 4. In one example, R_{15} is CN, halogen, or NO_2 . In another example, R_1 , R_2 , R_5 , and R_6 are independently H or C_1 to C_{10} alkyl. In a further example, R_1 and R_2 are taken together to form a carbon-based 3 to 6 membered saturated ring.

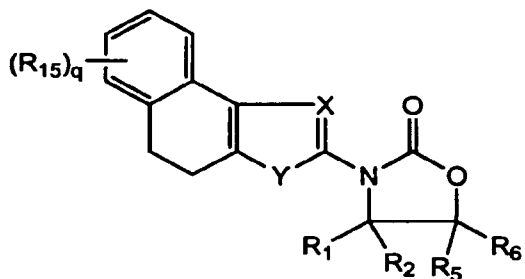
Alternatively, the compound described herein may be of the structure:



wherein, R_1 - R_6 , m , V , W , X , and Y are defined above, R_{15} is $(CH_2)_nCN$, halogen, NO_2 , $-C(NH_2)=NOH$, C_1 to C_3 perfluoroalkyl, C_1 to C_3 perfluoroalkoxy, $-O(C_1$ to C_4 alkyl), $-O(C_1$ to C_4 substituted alkyl), $-SO_2-(C_1$ to C_4 alkyl), $-SO_2-(C_1$ to C_4 substituted alkyl), $-CO-(C_1$ to C_4 alkyl), $-CO-(C_1$ to C_4 substituted alkyl), C_1 to C_4 alkyl, C_1 to C_4 substituted alkyl, $-O-(CH_2)_n$ -aryl, $-COO-(C_1$ to C_4 alkyl), $-COO-(C_1$ to C_4 substituted alkyl), $-CONH-(C_1$ to C_3 alkyl), $-CON-(C_1$ to C_3 alkyl) $_2$, aryl, substituted aryl, heteroaryl, or substituted heteroaryl; and q is 1 to 4. In one example, R_{15} is CN, halogen, or NO_2 . In another example, R_1 , R_2 , R_5 , and R_6 are

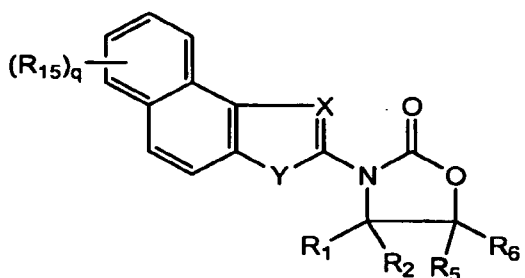
independently H or C₁ to C₁₀ alkyl. In a further example, R₁ and R₂ are taken together to form a carbon-based 3 to 6 membered saturated ring.

In another embodiment, the compound is of the structure:



wherein, R₁, R₂, R₅, R₆, X, and Y are defined above, R₁₅ is (CH₂)_nCN, halogen, NO₂, -C(NH₂)=NOH, C₁ to C₃ perfluoroalkyl, C₁ to C₃ perfluoroalkoxy, -O(C₁ to C₄ alkyl), -O(C₁ to C₄ substituted alkyl), -SO₂-(C₁ to C₄ alkyl), -SO₂-(C₁ to C₄ substituted alkyl), -CO-(C₁ to C₄ alkyl), -CO-(C₁ to C₄ substituted alkyl), C₁ to C₄ alkyl, C₁ to C₄ substituted alkyl, -O-(CH₂)_n-aryl, -COO-(C₁ to C₄ alkyl), -COO-(C₁ to C₄ substituted alkyl), -CONH-(C₁ to C₃ alkyl), -CON-(C₁ to C₃ alkyl)₂, aryl, substituted aryl, heteroaryl, or substituted heteroaryl; and q is 1 to 4. In one example, R₁₅ is CN, halogen, or NO₂. In another example, R₁, R₂, R₅, and R₆ are independently H or C₁ to C₁₀ alkyl.

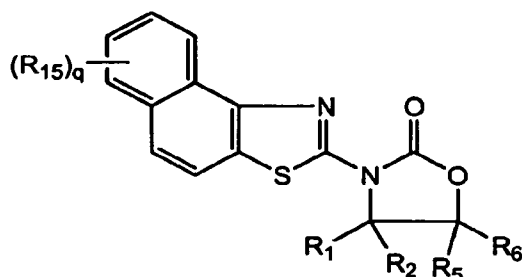
In still a further embodiment, the compound is of the structure:



wherein, R₁, R₂, R₅, R₆, X, and Y are defined above, R₁₅ is (CH₂)_nCN, halogen, NO₂, -C(NH₂)=NOH, C₁ to C₃ perfluoroalkyl, C₁ to C₃ perfluoroalkoxy, -O(C₁ to C₄ alkyl), -O(C₁ to C₄ substituted alkyl), -SO₂-(C₁ to C₄ alkyl), -SO₂-(C₁ to C₄ substituted alkyl), -CO-(C₁ to C₄ alkyl), -CO-(C₁ to C₄ substituted alkyl), C₁ to C₄ alkyl, C₁ to C₄ substituted alkyl, -O-(CH₂)_n-aryl, -COO-(C₁ to C₄ alkyl), -COO-(C₁ to C₄ substituted alkyl), -CONH-(C₁ to C₃ alkyl), -CON-(C₁ to C₃ alkyl)₂, aryl, substituted aryl, heteroaryl, or substituted heteroaryl; and q is 1 to 4. In one

example, R_{15} is CN, halogen, or NO_2 . In another example, R_1 , R_2 , R_5 , and R_6 are independently H or C_1 to C_{10} alkyl. In a further example, R_1 and R_2 are taken together to form a carbon-based 3 to 6 membered saturated ring.

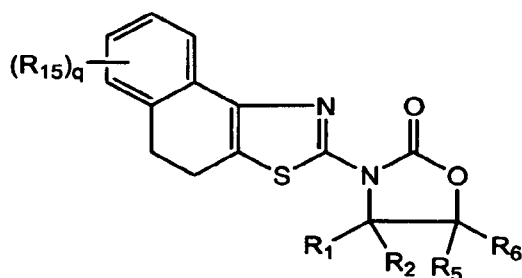
In a further embodiment, the compound is of the structure:



wherein, R_1 , R_2 , R_5 and R_6 are independently H, C_1 to C_{10} alkyl, $-(\text{CH}_2)_n\text{-aryl}$, $-(\text{CH}_2)_p\text{-O}-(\text{CH}_2)_n\text{-aryl}$, $-(\text{CH}_2)_n\text{C}(\text{H})_{3-p}(\text{R}_7)_p$, $-(\text{CH}_2)_n\text{COOR}_8$, or $-(\text{CH}_2)_p\text{-O-R}_9$; or

R_1 , R_2 or R_5 , R_6 are taken together to form a carbon-based 3 to 6 membered saturated ring; or R_1 or R_2 form a carbon-based 5 to 7 membered saturated ring with R_5 or R_6 ; or R_1 or R_2 form a carbon-based 6-membered aromatic ring with R_5 or R_6 ; R_7 is halogen; R_8 is C_1 to C_6 alkyl; R_9 is H, C_1 to C_6 alkyl, or C_1 to C_3 perfluoroalkyl; R_{15} is $(\text{CH}_2)_n\text{CN}$, halogen, NO_2 , $-\text{C}(\text{NH}_2)=\text{NOH}$, C_1 to C_3 perfluoroalkyl, C_1 to C_3 perfluoroalkoxy, $-\text{O}(\text{C}_1$ to C_4 alkyl), $-\text{SO}_2-(\text{C}_1$ to C_4 alkyl), $-\text{CO}-(\text{C}_1$ to C_4 alkyl), C_1 to C_4 alkyl, $-\text{O}-(\text{CH}_2)_n\text{-aryl}$, $-\text{COO}-(\text{C}_1$ to C_4 alkyl), $-\text{CONH}-(\text{C}_1$ to C_3 alkyl), $-\text{CON}-(\text{C}_1$ to C_3 alkyl) $_2$, aryl, or heteroaryl; n is 0 to 3; p is 1 to 3; q is 1 to 4; or a pharmaceutically acceptable salt, tautomer, metabolite, or prodrug thereof. Desirably, R_1 , R_2 , R_5 and R_6 are independently H or C_1 to C_{10} alkyl.

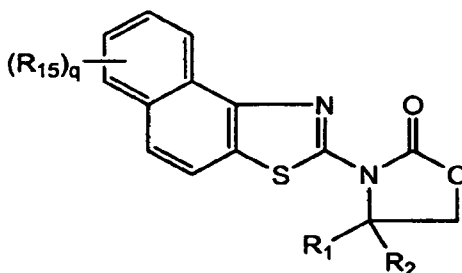
In a further embodiment, the compound is of the structure:



wherein, R_1 , R_2 , R_5 and R_6 are independently H, C_1 to C_{10} alkyl, $-(\text{CH}_2)_n\text{-aryl}$,

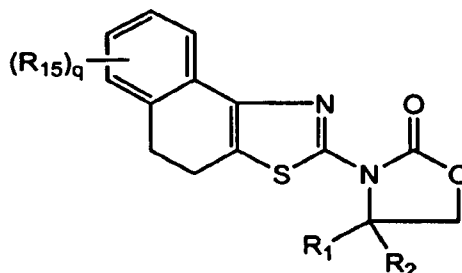
$-(\text{CH}_2)_p\text{-O-(CH}_2)_n\text{-aryl}$, $-(\text{CH}_2)_n\text{C(H)}_{3-p}(\text{R}_7)_p$, $-(\text{CH}_2)_n\text{COOR}_8$, or $-(\text{CH}_2)_p\text{-O-R}_9$; or R_1 , R_2 or R_5 , R_6 are taken together to form a carbon-based 3 to 6 membered saturated ring; or R_1 or R_2 form a carbon-based 5 to 7 membered saturated ring with R_5 or R_6 ; or R_1 or R_2 form a carbon-based 6-membered aromatic ring with R_5 or R_6 ; R_7 is halogen; R_8 is C_1 to C_6 alkyl; R_9 is H, C_1 to C_6 alkyl, or C_1 to C_3 perfluoroalkyl; R_{15} is $(\text{CH}_2)_n\text{CN}$, halogen, NO_2 , $-\text{C(NH}_2)=\text{NOH}$, C_1 to C_3 perfluoroalkyl, C_1 to C_3 perfluoroalkoxy, $-\text{O(C}_1 \text{ to } \text{C}_4 \text{ alkyl)}$, $-\text{SO}_2\text{-(C}_1 \text{ to } \text{C}_4 \text{ alkyl)}$, $-\text{CO-(C}_1 \text{ to } \text{C}_4 \text{ alkyl)}$, C_1 to C_4 alkyl, $-\text{O-(CH}_2)_n\text{-aryl}$, $-\text{COO-(C}_1 \text{ to } \text{C}_4 \text{ alkyl)}$, $-\text{CONH-(C}_1 \text{ to } \text{C}_3 \text{ alkyl)}$, $-\text{CON-(C}_1 \text{ to } \text{C}_3 \text{ alkyl)}_2$, aryl, or heteroaryl; n is 0 to 3; p is 1 to 3; q is 1 to 4; or a pharmaceutically acceptable salt, tautomer, metabolite, or prodrug thereof. Desirably, R_1 , R_2 , R_5 and R_6 are independently H or C_1 to C_{10} alkyl.

In still another embodiment, the compound is of the structure:



wherein, R_1 and R_2 are independently H, C_1 to C_{10} alkyl, $-(\text{CH}_2)_n\text{-aryl}$, $-(\text{CH}_2)_p\text{-O-(CH}_2)_n\text{-aryl}$, $-(\text{CH}_2)_n\text{C(H)}_{3-p}(\text{R}_7)_p$, $-(\text{CH}_2)_n\text{COOR}_8$, or $-(\text{CH}_2)_p\text{-O-R}_9$; R_7 is halogen; R_8 is C_1 to C_6 alkyl; R_9 is H, C_1 to C_6 alkyl, or C_1 to C_3 perfluoroalkyl; R_{15} is $(\text{CH}_2)_n\text{CN}$, halogen, NO_2 , $-\text{C(NH}_2)=\text{NOH}$, C_1 to C_3 perfluoroalkyl, C_1 to C_3 perfluoroalkoxy, $-\text{O(C}_1 \text{ to } \text{C}_4 \text{ alkyl)}$, $-\text{SO}_2\text{-(C}_1 \text{ to } \text{C}_4 \text{ alkyl)}$, $-\text{CO-(C}_1 \text{ to } \text{C}_4 \text{ alkyl)}$, C_1 to C_4 alkyl, $-\text{O-(CH}_2)_n\text{-aryl}$, $-\text{COO-(C}_1 \text{ to } \text{C}_4 \text{ alkyl)}$, $-\text{CONH-(C}_1 \text{ to } \text{C}_3 \text{ alkyl)}$, $-\text{CON-(C}_1 \text{ to } \text{C}_3 \text{ alkyl)}_2$, aryl, or heteroaryl; q is 1 to 4; n is 0 to 3; p is 1 to 3; or a pharmaceutically acceptable salt, tautomer, metabolite, or prodrug thereof. Desirably, R_1 and R_2 are independently H or C_1 to C_{10} alkyl.

In yet another embodiment, the compound is of the structure:



wherein, R_1 and R_2 are independently H, C_1 to C_{10} alkyl, $-(CH_2)_n$ -aryl, $-(CH_2)_p$ -O- $(CH_2)_n$ -aryl, $-(CH_2)_n C(H)_{3-p}(R_7)_p$, $-(CH_2)_n COOR_8$, or $-(CH_2)_p$ -O- R_9 ; R_7 is halogen; R_8 is C_1 to C_6 alkyl; R_9 is H, C_1 to C_6 alkyl, or C_1 to C_3 perfluoroalkyl; R_{15} is $(CH_2)_n CN$, halogen, NO_2 , $-C(NH_2)=NOH$, C_1 to C_3 perfluoroalkyl, C_1 to C_3 perfluoroalkoxy, $-O(C_1$ to C_4 alkyl), $-SO_2-(C_1$ to C_4 alkyl), $-CO-(C_1$ to C_4 alkyl), C_1 to C_4 alkyl, $-O-(CH_2)_n$ -aryl, $-COO-(C_1$ to C_4 alkyl), $-CONH-(C_1$ to C_3 alkyl), $-CON-(C_1$ to C_3 alkyl) $_2$, aryl, or heteroaryl; q is 1 to 4; n is 0 to 3; p is 1 to 3; or a pharmaceutically acceptable salt, tautomer, metabolite, or prodrug thereof.

Desirably, R_1 and R_2 are independently H or C_1 to C_{10} alkyl.

The compound described herein may be selected from among 2-(4,4-Dimethyl-2-oxo-1,3-oxazolidin-3-yl)-4,5-dihydronaphtho[1,2-d][1,3]thiazole-7-carbonitrile; 2-(4,4-Diethyl-2-oxo-1,3-oxazolidin-3-yl)-4,5-dihydronaphtho[1,2-d][1,3]thiazole-7-carbonitrile; or 2-(4,4-Dimethyl-2-oxo-1,3-oxazolidin-3-yl)naphtho[1,2-d][1,3]thiazole-7-carbonitrile.

The compounds as described can contain one or more asymmetric centers and can thus give rise to optical isomers and diastereomers. The compounds can include optical isomers and diastereomers; racemic and resolved enantiomerically pure R and S stereoisomers; other mixtures of the R and S stereoisomers; and pharmaceutically acceptable salts thereof.

The term "alkyl" is used herein to refer to both straight- and branched-chain saturated aliphatic hydrocarbon groups. In one embodiment, an alkyl group has 1 to 8 carbon atoms (i.e., C_1 , C_2 , C_3 , C_4 , C_5 , C_6 , C_7 , or C_8). In another embodiment, an alkyl group has 1 to 6 carbon atoms (i.e., C_1 , C_2 , C_3 , C_4 , C_5 or C_6). In a further embodiment, an alkyl group has 1 to 4 carbon atoms (i.e., C_1 , C_2 , C_3 , or C_4). Examples include methyl, ethyl, n-propyl, i-propyl, n-butyl, s-butyl, t-butyl, pentyl and hexyl, among others.

The term “cycloalkyl” is used herein to refer to cyclic, saturated aliphatic hydrocarbon groups. In one embodiment, a cycloalkyl group has 3 to 8 carbon atoms (i.e., C₃, C₄, C₅, C₆, C₇, or C₈). In another embodiment, a cycloalkyl group has 3 to 6 carbon atoms (i.e., C₃, C₄, C₅ or C₆). Examples include cyclopropyl, cyclobutyl, cyclopentyl and cyclohexyl, among others.

The term “alkenyl” is used herein to refer to both straight- and branched-chain alkyl groups having one or more carbon-carbon double bonds. In one embodiment, an alkenyl group contains 3 to 8 carbon atoms (i.e., C₃, C₄, C₅, C₆, C₇, or C₈). In another embodiment, an alkenyl group has 1 or 2 carbon-carbon double bonds and 3 to 6 carbon atoms (i.e., C₃, C₄, C₅ or C₆). Examples include propenyl, among others.

The term “alkynyl” is used herein to refer to both straight- and branched-chain alkyl groups having one or more carbon-carbon triple bonds. In one embodiment, an alkynyl group has 3 to 8 carbon atoms (i.e., C₃, C₄, C₅, C₆, C₇, or C₈). In another embodiment, an alkynyl group contains 1 or 2 carbon-carbon triple bonds and 3 to 6 carbon atoms (i.e., C₃, C₄, C₅, or C₆). Examples include propynyl, among others.

The terms “substituted alkyl”, “substituted alkenyl”, “substituted alkynyl”, and “substituted cycloalkyl” refer to alkyl, alkenyl, alkynyl, and cycloalkyl groups, respectively, having one or more substituents e.g. 1 to 3 substituents which may be the same or different, selected from hydrogen, halogen, CN, OH, NO₂, amino, aryl, heterocyclyl, aryl, alkoxy, aryloxy, alkylcarbonyl, alkylcarboxy, and arylthio. One suitable group of substituents is hydrogen, halogen, CN, OH, NO₂, amino, phenyl, C₁-C₄ alkoxy, phenoxy, C₁-C₄ alkylcarbonyl, C₁-C₄ alkylcarboxy and phenylthio.

The term “arylthio” as used herein refers to the S(aryl) group, where the point of attachment is through the sulfur-atom and the aryl group can be substituted, e.g., by 1 to 4 substituents, the same or different, selected from among hydrogen, halogen, CN, OH, NO₂, amino, phenyl, C₁-C₄ alkyloxy, phenoxy, C₁-C₄ alkylcarbonyl, C₁-C₄ alkylcarboxyl and phenylthio. The term “alkoxy” as used herein refers to the O(alkyl) group, where the point of attachment is through the

oxygen-atom and the alkyl group can be substituted, *e.g.*, by 1 to 4 substituents, the same or different, selected from among hydrogen, halogen, CN, OH, NO₂, amino, phenyl, C₁-C₄ alkyloxy, phenoxy, C₁-C₄ alkylcarbonyl, C₁-C₄ alkylcarboxyl and phenylthio. The term “aryloxy” as used herein refers to the O(aryl) group, where the point of attachment is through the oxygen-atom and the aryl group can be substituted, *e.g.*, by 1 to 4 substituents, the same or different, selected from among hydrogen, halogen, CN, OH, NO₂, amino, phenyl, C₁-C₄ alkyloxy, phenoxy, C₁-C₄ alkylcarbonyl, C₁-C₄ alkylcarboxyl and phenylthio.

The term “alkylcarbonyl” as used herein refers to the C(O)(alkyl) group, where the point of attachment is through the carbon-atom of the carbonyl moiety and the alkyl group can be substituted, *e.g.*, by 1 to 4 substituents, the same or different, selected from among hydrogen, halogen, CN, OH, NO₂, amino, phenyl, C₁-C₄ alkyloxy, phenoxy, C₁-C₄ alkylcarbonyl, C₁-C₄ alkylcarboxyl and phenylthio.

The term “alkylcarboxy” as used herein refers to the C(O)O(alkyl) group, where the point of attachment is through the carbon-atom of the carboxy moiety and the alkyl group can be substituted, *e.g.*, by 1 to 4 substituents, the same or different, selected from among hydrogen, halogen, CN, OH, NO₂, amino, phenyl, C₁-C₄ alkyloxy, phenoxy, C₁-C₄ alkylcarbonyl, C₁-C₄ alkylcarboxyl and phenylthio.

The term “alkylamino” as used herein refers to both secondary and tertiary amines where the point of attachment is through the nitrogen-atom and the alkyl groups can be substituted, *e.g.*, by 1 to 4 substituents, the same or different, selected from hydrogen, halogen, CN, OH, NO₂, amino, phenyl, C₁-C₄ alkyloxy, phenoxy, C₁-C₄ alkylcarbonyl, C₁-C₄ alkylcarboxyl and phenylthio. The alkyl groups can be the same or different.

The term “halogen” as used herein refers to Cl, Br, F, or I.

The term “aryl” as used herein refers to an aromatic, carbocyclic system, *e.g.*, of 6 to 14 carbon atoms, which can include a single ring or multiple aromatic rings fused or linked together where at least one part of the fused or linked rings forms the conjugated aromatic system. The aryl groups include, but are not

limited to, phenyl, naphthyl, biphenyl, anthryl, tetrahydronaphthyl, phenanthryl, indene, benzonaphthyl, and fluorenyl.

The term "substituted aryl" refers to an aryl group which is substituted with one or more substituents selected from halogen, CN, OH, NO₂, amino, alkyl, cycloalkyl, alkenyl, alkynyl, C₁ to C₃ perfluoroalkyl, C₁ to C₃ perfluoroalkoxy, aryloxy, alkoxy including -O-(C₁ to C₁₀ alkyl) or -O-(C₁ to C₁₀ substituted alkyl), alkylcarbonyl including -CO-(C₁ to C₁₀ alkyl) or -CO-(C₁ to C₁₀ substituted alkyl), alkylcarboxy including -COO-(C₁ to C₁₀ alkyl) or -COO-(C₁ to C₁₀ substituted alkyl), -C(NH₂)=N-OH, -SO₂-(C₁ to C₁₀ alkyl), -SO₂-(C₁ to C₁₀ substituted alkyl), -O-CH₂-aryl, alkylamino, arylthio, aryl, or heteroaryl. Desirably, a substituted aryl group is substituted with 1 to 4 substituents which may be the same or different.

The term "heterocycle" or "heterocyclic" as used herein can be used interchangeably to refer to a stable, saturated or partially unsaturated 3- to 9-membered monocyclic or multicyclic heterocyclic ring. The heterocyclic ring has in its backbone carbon atoms and one or more heteroatoms including nitrogen, oxygen, and sulfur atoms. In one embodiment, the heterocyclic ring has 1 to 4 heteroatoms in the backbone of the ring. When the heterocyclic ring contains nitrogen or sulfur atoms in the backbone of the ring, the nitrogen or sulfur atoms can be oxidized. The term "heterocycle" or "heterocyclic" also refers to multicyclic rings in which a heterocyclic ring is fused to an aryl ring of 6 to 14 carbon atoms. The heterocyclic ring can be attached to the aryl ring through a heteroatom or carbon atom provided the resultant heterocyclic ring structure is chemically stable. In one embodiment, the heterocyclic ring includes multicyclic systems having 1 to 5 rings. Suitable heterocyclic rings include those having 6 to 12, preferably 6 to 10 ring members containing 1 to 3 heteroatoms selected from N, O and S. Suitable heteroaryl rings include those having 5 to 12 preferably 5 to 10 ring members containing 1 to 3 heteroatoms selected from N, O and S.

A variety of heterocyclic groups are known in the art and include, without limitation, oxygen-containing rings, nitrogen-containing rings, sulfur-containing rings, mixed heteroatom-containing rings, fused heteroatom containing rings, and

combinations thereof. Examples of heterocyclic groups include, without limitation, tetrahydrofuranyl, piperidinyl, 2-oxopiperidinyl, pyrrolidinyl, morpholinyl, thiamorpholinyl, thiamorpholinyl sulfoxide, pyranyl, pyronyl, dioxinyl, piperazinyl, dithiolyl, oxathioly, dioxazolyl, oxathiazolyl, oxazinyl, oxathiazinyl, benzopyranyl, benzoxazinyl and xanthenyl.

The term "heteroaryl" as used herein refers to a stable, aromatic 5- to 14-membered monocyclic or multicyclic heteroatom-containing ring. The heteroaryl ring has in its backbone carbon atoms and one or more heteroatoms including nitrogen, oxygen, and sulfur atoms. In one embodiment, the heteroaryl ring contains 1 to 4 heteroatoms in the backbone of the ring which may suitably be selected from O, S and N. When the heteroaryl ring contains nitrogen or sulfur atoms in the backbone of the ring, the nitrogen or sulfur atoms can be oxidized. The term "heteroaryl" also refers to multicyclic rings in which a heteroaryl ring is fused to an aryl ring. The heteroaryl ring can be attached to the aryl ring through a heteroatom or carbon atom provided the resultant heterocyclic ring structure is chemically stable. In one embodiment, the heteroaryl ring includes multicyclic systems having 1 to 5 rings.

A variety of heteroaryl groups are known in the art and include, without limitation, oxygen-containing rings, nitrogen-containing rings, sulfur-containing rings, mixed heteroatom-containing rings, fused heteroatom containing rings, and combinations thereof. Examples of heteroaryl groups include, without limitation, furyl, pyrrolyl, pyrazolyl, imidazolyl, triazolyl, pyridyl, pyridazinyl, pyrimidinyl, pyrazinyl, triazinyl, azepinyl, thienyl, dithiolyl, oxathioly, oxazolyl, thiazolyl, oxadiazolyl, oxatriazolyl, oxepinyl, thiopinyl, diazepinyl, benzofuranyl, thionaphthene, indolyl, benzazolyl, purindinyl, pyranopyrrolyl, isoindazolyl, indoxazinyl, benzoxazolyl, quinolinyl, isoquinolinyl, benzodiazonyl, naphthylridinyl, benzothienyl, pyridopyridinyl, acridinyl, carbazolyl, and purinyl rings.

The term "substituted heterocycle" and "substituted heteroaryl" as used herein refers to a heterocycle or heteroaryl group having one or more substituents, the same or different selected from halogen, CN, OH, NO₂, amino, alkyl,

cycloalkyl, alkenyl, alkynyl, C₁ to C₃ perfluoroalkyl, C₁ to C₃ perfluoroalkoxy, aryloxy, alkoxy including -O-(C₁ to C₁₀ alkyl) or -O-(C₁ to C₁₀ substituted alkyl), alkylcarbonyl including -CO-(C₁ to C₁₀ alkyl) or -CO-(C₁ to C₁₀ substituted alkyl), alkylcarboxy including -COO-(C₁ to C₁₀ alkyl) or -COO-(C₁ to C₁₀ substituted alkyl), -C(NH₂)=N-OH, -SO₂-(C₁ to C₁₀ alkyl), -SO₂-(C₁ to C₁₀ substituted alkyl), -O-CH₂-aryl, alkylamino, arylthio, aryl, or heteroaryl. A substituted heterocycle or heteroaryl group may have 1, 2, 3, or 4 substituents.

The compounds may encompass tautomeric forms of the structures provided herein characterized by the bioactivity of the drawn structures. Further, the compounds may also be used in the form of salts derived from pharmaceutically or physiologically acceptable acids, bases, alkali metals and alkaline earth metals.

Pharmaceutically acceptable salts can be formed from organic and inorganic acids including, *e.g.*, acetic, propionic, lactic, citric, tartaric, succinic, fumaric, maleic, malonic, mandelic, malic, phthalic, hydrochloric, hydrobromic, phosphoric, nitric, sulfuric, methanesulfonic, naphthalenesulfonic, benzenesulfonic, toluenesulfonic, camphorsulfonic, and similarly known acceptable acids. Salts may also be formed from inorganic bases, desirably alkali metal salts including, *e.g.*, sodium, lithium, or potassium, and organic bases, such as ammonium salts, mono-, di-, and trimethylammonium, mono-, di- and triethylammonium, mono-, di- and tripropylammonium (iso and normal), ethyldimethylammonium, benzyldimethylammonium, cyclohexylammonium, benzylammonium, dibenzylammonium, piperidinium, morpholinium, pyrrolidinium, piperazinium, 1-methylpiperidinium, 4-ethylmorpholinium, 1-isopropylpyrrolidinium, 1,4-dimethylpiperazinium, 1-n-butyl piperidinium, 2-methylpiperidinium, 1-ethyl-2-methylpiperidinium, mono-, di- and triethanolammonium, ethyl diethanolammonium, n-butylmonoethanolammonium, tris(hydroxymethyl)methylammonium, phenylmonoethanolammonium, and the like.

Physiologically acceptable alkali salts and alkaline earth metal salts can include, without limitation, sodium, potassium, calcium and magnesium salts in the form of esters, and carbamates.

These salts, as well as other compounds, can be in the form of esters, carbamates and other conventional "pro-drug" forms, which, when administered in such form, convert to the active moiety *in vivo*. In one embodiment, the prodrugs are esters. In another embodiment, the prodrugs are carbamates. See, e.g., B. Testa and J. Caldwell, "Prodrugs Revisited: The "Ad Hoc" Approach as a Complement to Ligand Design", Medicinal Research Reviews, 16(3):233-241, ed., John Wiley & Sons (1996).

The compounds discussed herein also encompass "metabolites" which are unique products formed by processing the compounds by the cell or subject. Desirably, metabolites are formed *in vivo*.

II. Methods of Preparing the Compounds

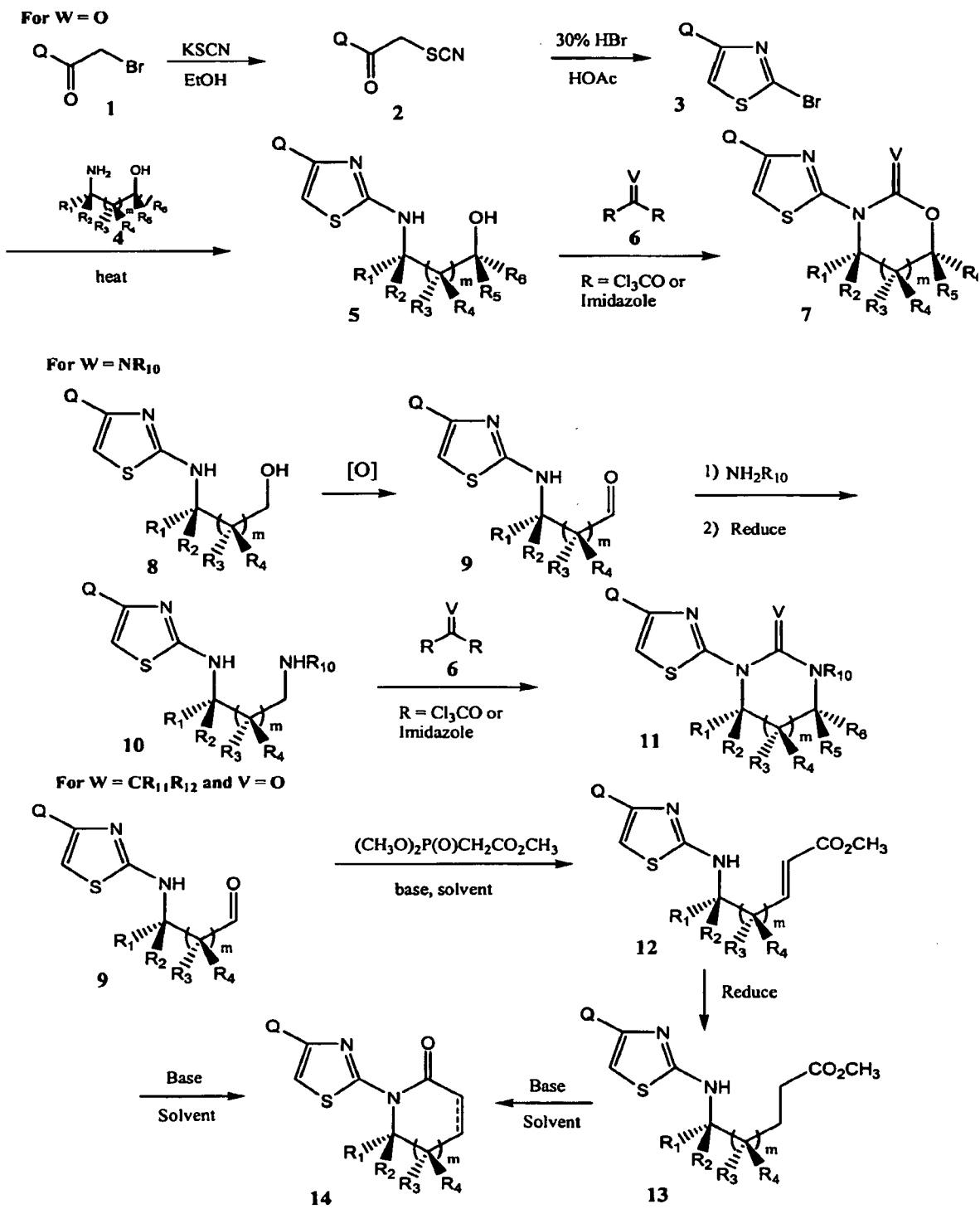
The compounds described herein are readily prepared by one of skill in the art according to the following schemes using commercially available starting materials or starting materials which can be prepared using literature procedures. These schemes show the preparation of representative compounds. Variations on these methods, or other methods known in the art, can be readily performed by one of skill in the art given the information provided herein.

As shown in Scheme 1, an appropriately substituted aryl or heteroaryl bromomethylketone **1** is reacted with potassium thiocyanate in a solvent such as ethanol to give the thiocyanate **2**. Reaction of **2** with 30% HBr in acetic acid provides the 2-bromo-4-aryl or heteroaryl thiazole **3**. For compounds whereby W is oxygen, **3** is heated with amine **4** to provide **5**. Cyclization of **5** using a variety of activated reagents, including triphosgene and 1,1'-carbonyldiimidazole, gives **7**. Additional activated reagents can be used to prepare **7** and are provided in the examples set forth below.

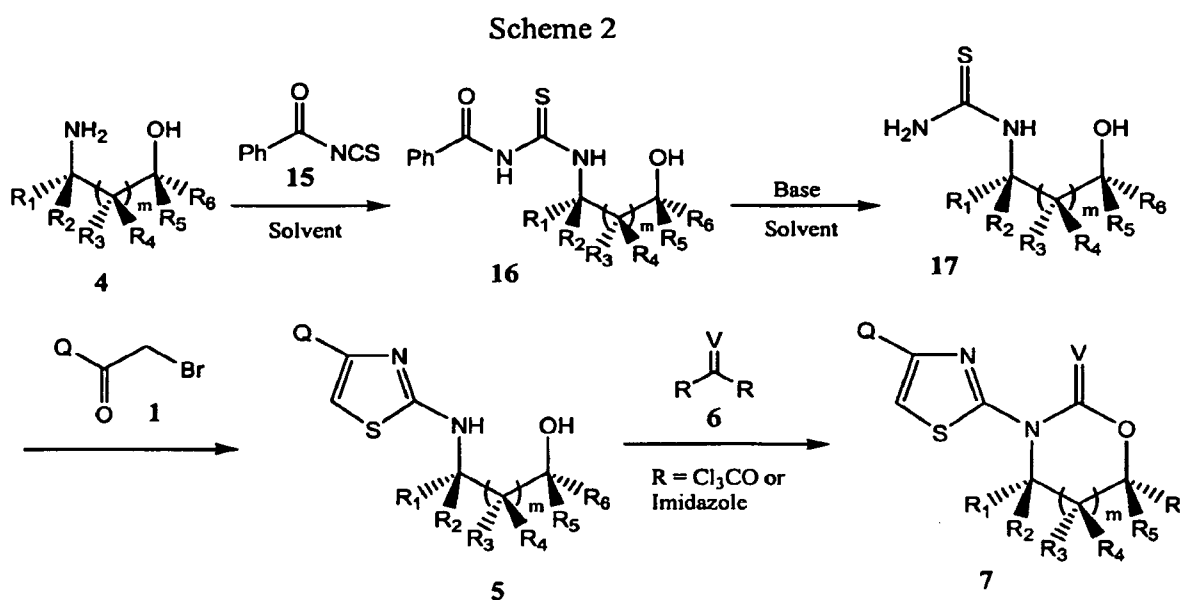
For compounds whereby W is NR₁₀, alcohol **8** is oxidized to give **9**. Reaction of **9** with an amine, such as NH₂R₁₀, followed by a reduction provides **10**. Cyclization of **10**, using the cyclization described above for **7**, provides compound **11**.

For compounds whereby W is $CR_{11}R_{12}$ and V is O, carbonyl 9 is reacted with a phosphonate ester, such as $(CH_3O)_2P(O)CH_2CO_2CH_3$, using a base, such as sodium hydride, in a suitable solvent, such as tetrahydrofuran (THF), to give unsaturated ester 12. Reduction of 12 with a catalyst, such as 10% palladium on carbon in a suitable solvent, provides saturated ester 13. Cyclization of 13 under basic conditions, including using a base such as sodium bis(trimethylsilyl)amide in a solvent such as THF, provides saturated amide 14. Alternatively, 12 can be treated with a base such as sodium methoxide in a solvent such as THF to give unsaturated amide 14.

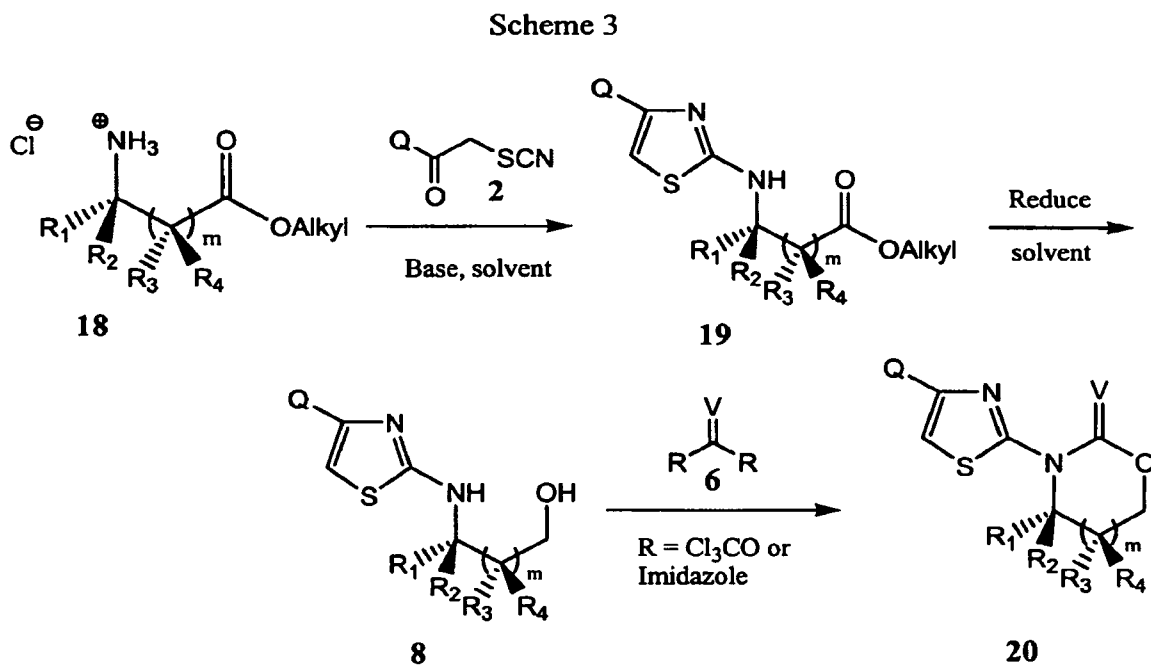
Scheme 1



An alternate route to the thiazole derivatives is shown in Scheme 2. Reaction of amine **4** with benzoyl isothiocyanate **15** provides benzoyl thiourea **16**, which is then hydrolyzed to thiourea **17**. Reaction of **17** with the appropriately substituted aryl or heteroaryl bromomethylketone **1** provides thiazole **5**, which is cyclized to **7** as previously described in Scheme 1.

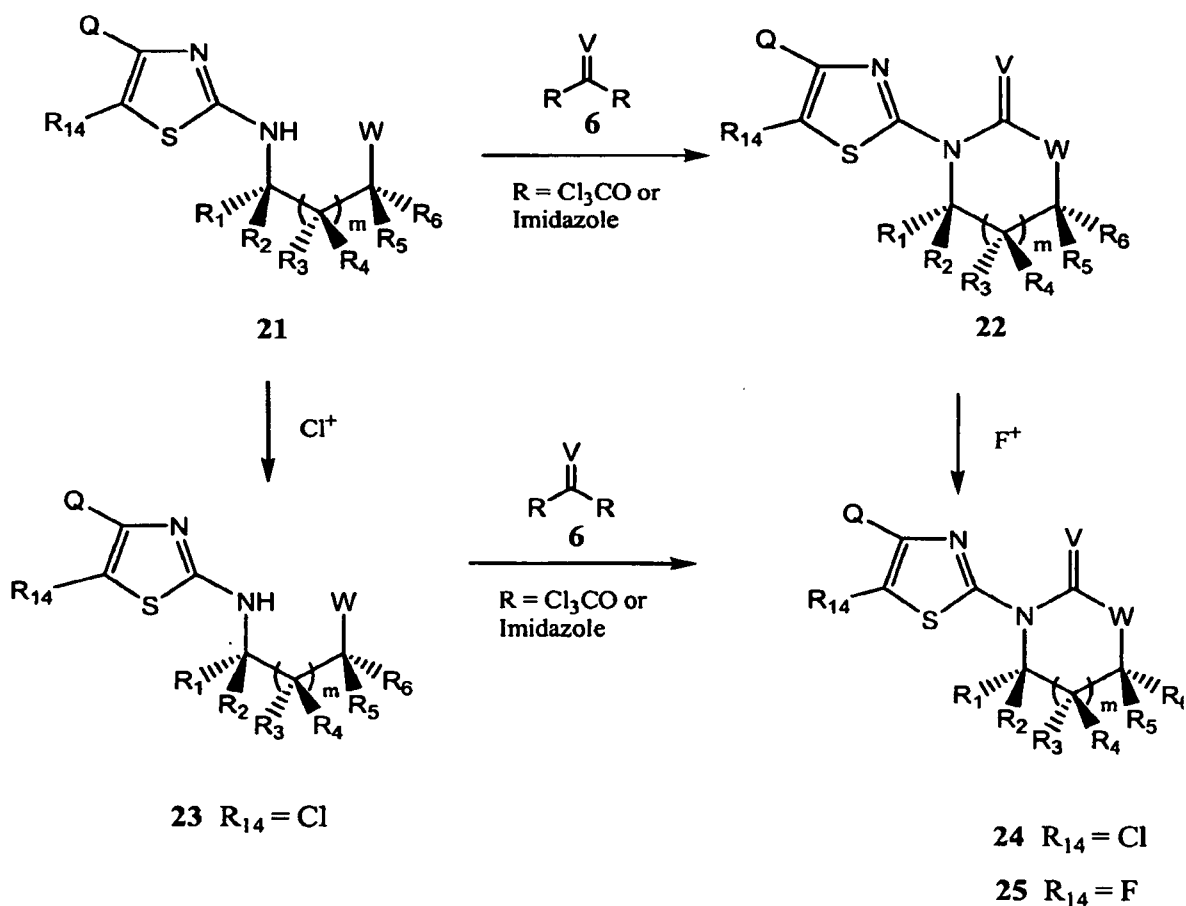


A third route to the thiazole derivatives is shown in Scheme 3. Reaction of amino ester salt **18** with thiocyanate **2** using a base, such as triethylamine, and an appropriate solvent, such as ethanol, gives aminothiazole **19**. Reduction of **19** with a reducing agent, such as lithium aluminum hydride, and subsequent cyclization as previously described in Scheme 1 provides thiazole **20**.



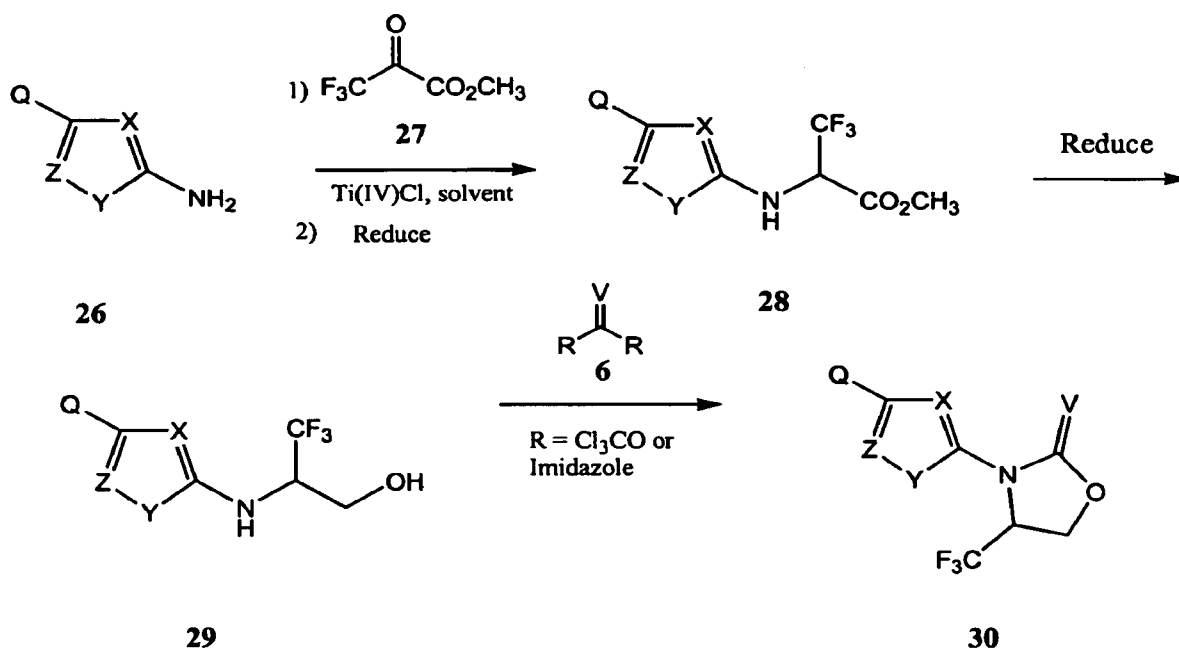
The introduction of either fluorine or chlorine at the five position of the thiazole ring is shown in Scheme 4. In the case of fluorine, reaction of cyclized thiazole **22** with an electrophilic fluorinating agent, such as the Selectfluor® reagent, directly provides fluoro derivative **25**. However, in the case of the chlorine, aminothiazole **21** is first reacted with a positive source of chlorine, such as N-chlorosuccinimide, to give the five substituted thiazole **23**, which is cyclized as previously described in Scheme 1 to give **24**.

Scheme 4



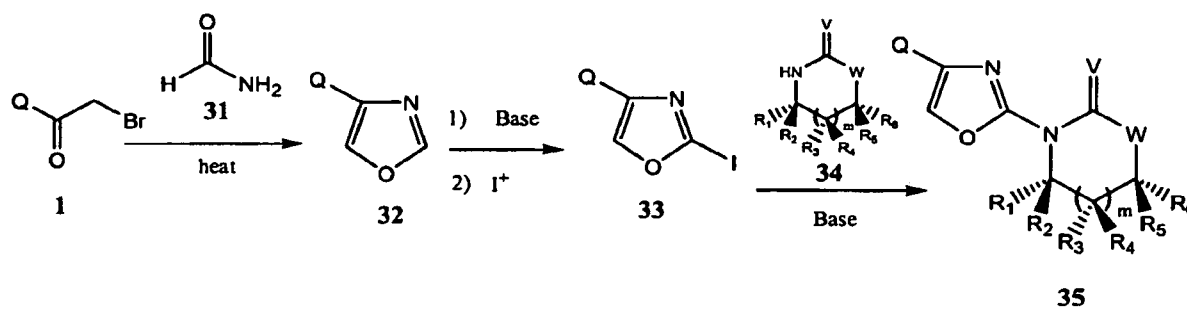
The preparation of derivatives having a trifluoromethyl group in the four position of the oxazolidinone ring is shown in Scheme 5. Reaction of **26** with the ethyl trifluoropyruvate **27** in the presence titanium (IV) chloride in a suitable solvent, such as methylene chloride, followed by reduction with a reducing agent, such as sodium cyanoborohydride, provides trifluoromethyl methyl ester **28**. Further reduction of ester **28** to the alcohol **29**, using, *e.g.* lithium aluminum hydride, followed by cyclization as previously described in Scheme 1, provides trifluoromethyl derivative **30**.

Scheme 5

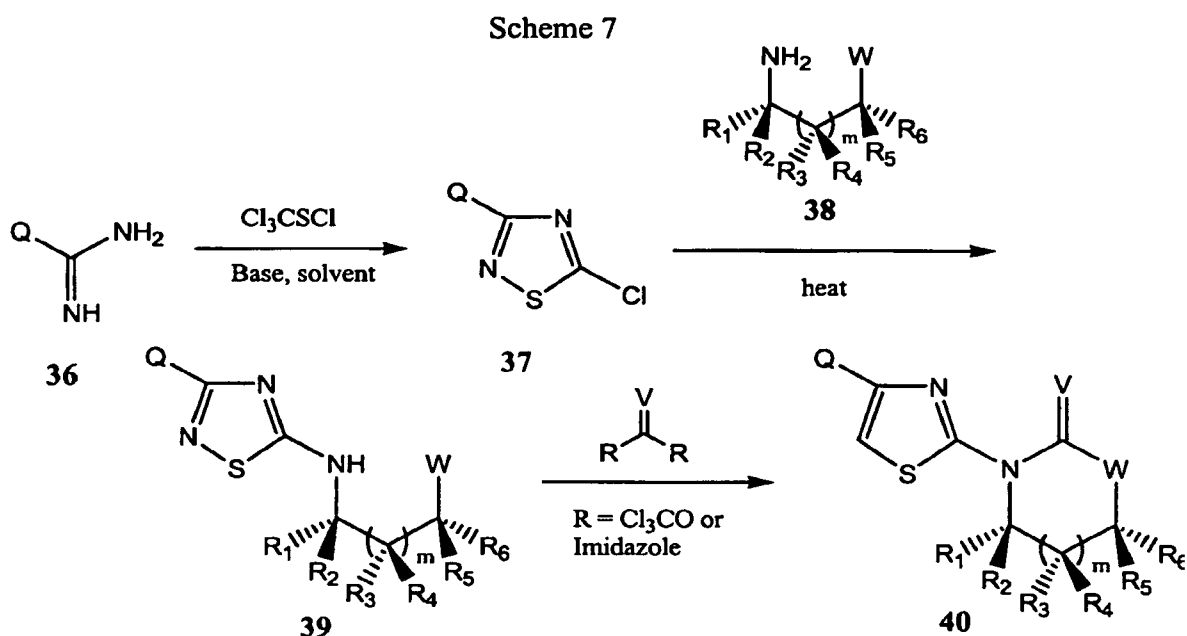


The preparation of oxazole derivatives is shown in Scheme 6. Heating an appropriately substituted aryl bromomethylketone **1** with an amide, such as formamide, provides oxazole **32**. Reaction of **32** with a base, such as sodium bis(trimethylsilyl)amide in THF, followed by the addition of iodine, provides 2-iodooxazole **33**. Reaction of **34** with sodium hydride, followed by the addition of **33**, and heating at 170°C for 2 hours gives oxazole **35**.

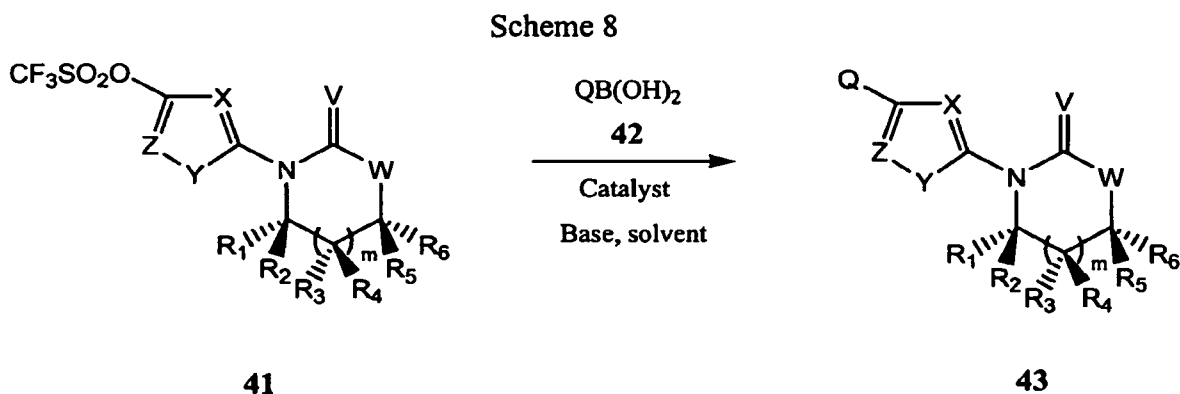
Scheme 6



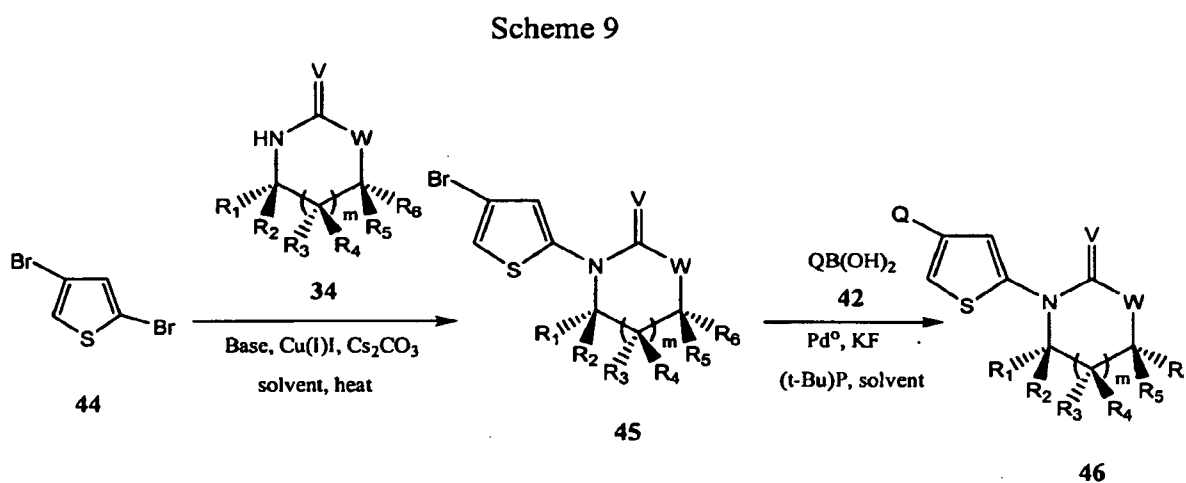
The preparation of thiadiazole derivatives is shown in Scheme 7. Reaction of an appropriately substituted amidine **36** with trichloromethanesulfonyl chloride in the presence of a base, such as triethylamine, and a suitable solvent, such as methylene chloride, gives 5-chloro substituted thiadiazole **37**. Heating **37** with amine **38** at elevated temperatures of about 125 °C gives thiadiazole **39**. The thiadiazole **39** is then cyclized to **40** as previously described in Scheme 1.



An alternative method for introducing the aryl group is shown in Scheme 8. Reaction of triflate **41** with the appropriately substituted arylboronic acid **42** in the presence of a catalyst, such as tetrakis(triphenylphosphine)palladium (0), in a solvent containing a base, gives **43**.



The preparation of thiophene derivatives is described in Scheme 9. Specifically, 2,4-dibromothiophene **44** is reacted with amine **34** in the presence of copper (I) iodide, in a solvent, such as dioxane, containing an amine base and cesium carbonate, at elevated temperature of about 110 °C provides the 2-substituted-4-bromothiophene **45**. Reaction of **45** with the appropriately substituted arylboronic acid **42**, in a similar manner as described in Scheme 8, gives thiophene **46**.



III. Methods of Using the Compounds

Also provided are pharmaceutical compositions containing one or more compounds described herein and a pharmaceutically acceptable carrier or excipient. In one embodiment, the methods of treatment include administering to

a mammal a pharmaceutically effective amount of one or more compounds as described herein as progesterone receptor modulators.

The compounds may be combined with one or more pharmaceutically acceptable carriers or excipients, *e.g.*, solvents, diluents and the like. Suitably, the compounds are formulated for delivery to a subject by any suitable route including, *e.g.*, transdermal, mucosal (intranasal, buccal, vaginal), oral, parenteral, among others. A variety of suitable delivery devices can be utilized for these delivery routes and include, without limitation, tablets, caplets, capsules, gel tabs, dispersible powders, granules, suspensions, injectable solutions, transdermal patches, topical creams or gels, and vaginal rings, among others.

In preparing the compositions described herein, the compounds may be combined with one or more of a solid carrier, liquid carrier, adjuvant, suspending agent, syrup, and elixir, among others, the selection of which is dependent on the nature of the active ingredient and the particular form of administration desired.

Solid carriers include, without limitation, starch, lactose, dicalcium phosphate, microcrystalline cellulose, sucrose and kaolin.

Liquid carriers include, without limitation, sterile water, dimethylsulfoxide (DMSO), polyethylene glycols, non-ionic surfactants and edible oils such as corn, peanut and sesame oils.

Adjuvants can include, without limitation, flavoring agents, coloring agents, preserving agents, and antioxidants, *e.g.*, vitamin E, ascorbic acid, butylatedhydroxytoluene (BHT) and butylatedhydroxyanisole (BHA).

In one embodiment, the compound may be combined with a suspending agent, including about 0.05 to about 5% of suspending agent.

In another embodiment, the compound may be combined with a syrup containing, *e.g.*, about 10 to about 50% of sugar.

In a further embodiment, the compound may be combined with an elixir containing, *e.g.*, about 20 to about 50% ethanol, and the like.

When formulated for oral delivery, the compounds can be in the form of a tablet, capsule, caplet, gel tab, dispersible powder, granule, or suspension. One particularly desirable pharmaceutical composition, from the standpoint of ease of

preparation and administration, are solid compositions, particularly tablets and hard-filled or liquid-filled capsules.

The compounds may also be administered parenterally or intraperitoneally as solutions, suspensions, dispersions, or the like. Such pharmaceutical preparations may contain, *e.g.*, about 25 to about 90% of the compound in combination with the carrier. Desirably, the pharmaceutical preparation contains about 5% and 60% by weight of the compound. In one embodiment, the compounds are administered in solutions or suspensions, whereby the compounds are present as free bases or pharmacologically acceptable salts and are prepared in water suitably mixed with a surfactant such as hydroxypropylcellulose. In another embodiment, the solutions or suspensions containing the compound may contain about 0.05 to about 5% of a suspending agent in an isotonic medium. In a further embodiment, the compounds are administered in dispersions, which may be prepared in glycerol, polyethylene glycols and mixtures thereof in oils.

The pharmaceutical forms suitable for injectable use include sterile aqueous solutions or dispersions and sterile powders for the extemporaneous preparation of sterile injectable solutions or dispersions. In all cases, the form must be sterile and must be fluid to the extent that easy syringe ability exists. It must be stable under conditions of manufacture and storage and must be preserved against the contaminating action of microorganisms such as bacterial and fungi. The carrier utilized in the injectable form may be a solvent or dispersion medium containing, *e.g.*, water, ethanol (*e.g.*, glycerol, propylene glycol and liquid polyethylene glycol), suitable mixtures thereof, and vegetable oil.

The compounds may also be administered via a vaginal ring. Suitably, use of the vaginal ring is timed to cycle to which the compound is being administered, including a 28-day cycle. However, the vaginal ring can be inserted for longer or shorter periods of time. See, US Patent Nos. 5,972,372; 6,126,958; and 6,125,850, which are hereby incorporated by reference, for formulations of the vaginal ring that can be used.

The compounds can also be delivered via a transdermal patch. Suitably, use of the patch is timed to the length of the cycle, including a 28 day cycle. However, the patch can remain in place for longer or shorter periods of time.

The compounds may be utilized in methods of contraception, hormone replacement therapy, and the treatment and/or prevention of benign and malignant neoplastic disease; cycle-related symptoms; fibroids, including uterine fibroids; leiomyomata; uterine fibroids; endometriosis; benign prostatic hypertrophy; carcinomas and adenocarcinomas of the endometrium, ovary, breast, colon, prostate, pituitary, meningioma and other hormone-dependent tumors; dysmenorrhea; dysfunctional uterine bleeding; symptoms of premenstrual syndrome and premenstrual dysphoric disorder; and for inducing amenorrhea. Additional uses of the present progesterone receptor modulators include the synchronization of estrus in livestock. In one embodiment, the neoplastic disease is hormone-dependent.

The term "cycle-related symptoms" refers to psychological symptoms (*e.g.*, mood change, irritability, anxiety, lack of concentration, or decrease in sexual desire) and physical symptoms (*e.g.*, dysmenorrhea, breast tenderness, bloating, fatigue, or food cravings) associated with a woman's menstrual cycle. Cycle-related symptoms include, but are not limited to, dysmenorrhea and moderate to severe cycle-related symptoms.

When utilized for these purposes, the compounds can be administered in combination with other agents, as well as in combination with each other. Such agents include, without limitation, progestins, antiprogestins, estrogens, antiestrogens, selective estrogen receptor modulators (SERMS), among others. Progestins can include, without limitation, tanaproget, levonorgestrel, norgestrel, desogestrel, 3-ketodesogestrel, norethindrone, gestodene, norethindrone acetate, norgestimate, osaterone, cyproterone acetate, trimegestone, dienogest, drospirenone, nomegestrol, (17-deacetyl)norgestimate. Estrogens can include, without limitation, ethinyl estradiol. The compounds described herein can be combined with one or more of these agents, delivered concurrently therewith one

or more of these agents, delivered prior to one or more of these agents, or delivered subsequent to one or more of these agents.

A patient or subject being treated is a mammalian subject and typically a female. Desirably, the subject is a human. However, as used herein, a female can include non-human mammals, *e.g.*, cattle or livestock, horses, pigs, domestic animals, etc.

The effective dosage of the compound may vary depending on the particular compound employed, the mode of administration and the severity of the condition being treated. However, in general, satisfactory results are obtained when the compounds are administered at a daily dosage of about 0.5 to about 500 mg/kg of animal body weight, about 1 to about 400 mg/kg, about 5 to about 300 mg/kg, about 10 to about 250 mg/kg, about 50 to about 200 mg/kg, or about 100 to 150 mg/kg. For most large mammals, the total daily dosage is from about 1 to 100 mg. In one embodiment, the total daily dosage is from about 2 to 80 mg. This dosage regimen may be adjusted to provide the optimal therapeutic response. For example, several divided doses may be administered daily or the dose may be proportionally reduced as indicated by the exigencies of the therapeutic situation.

As previously noted, the compounds may be administered via a vaginal ring. In one embodiment, the ring is inserted into the vagina and it remains in place for 3 weeks. During the fourth week, the vaginal ring is removed and menses occurs. The following week, a new ring is inserted to be worn another 3 weeks until it is time for the next period. In another embodiment, the vaginal ring is inserted weekly and is replaced for 3 consecutive weeks. Then, following 1 week without the ring, a new ring is inserted to begin a new regimen. In yet another embodiment, the vaginal ring is inserted for longer or shorter periods of time.

Further, the previously mentioned transdermal patch is applied via a suitable adhesive on the skin, where it remains in place for at least one week. In one embodiment, the transdermal patch remains in place for one week and is replaced weekly for a total of 3 weeks. In another embodiment, the transdermal patch remains in place for two weeks. In a further embodiment, the transdermal

patch remains in place for three weeks. During the fourth week, no patch is applied and menses occurs. The following week, a new patch is applied to be worn to begin a new regimen. In yet another embodiment, the patch remains in place for longer or shorter periods of time.

When used for contraception, the method typically includes delivering a daily dosage unit containing a compound for 28 consecutive days to a female of child-bearing age. Desirably, the method includes delivering the compound over a period of 21 to 27 consecutive days followed by 1 to 7 consecutive days in which no effective amount or no amount of the compound is delivered. Optionally, the period of 1 to 7 days in which no effective amount of the compound is delivered to the subject can involve delivery of a second phase of daily dosage units of 1 to 7 days of a pharmaceutically acceptable placebo. Alternatively, during this "placebo period", no placebo is administered. The compound may optionally be administered in combination with a progestin, antiprogestin, estrogen, or combination thereof.

In another embodiment, the method includes delivering a compound for 21 consecutive days, followed by 7 days in which no effective amount of the compound is delivered. Optionally, during these 7 days, a second phase of 7 daily dosage units of an orally and pharmaceutically acceptable placebo can be delivered. The compound may optionally be administered in combination with a progestin, antiprogestin, estrogen, anti-estrogen, SERM or combination thereof.

In a further embodiment, the method includes delivering a compound for 23 consecutive days, followed by 5 days in which no effective amount of the compound is delivered. Optionally, during these 5 days, a second phase of 5 daily dosage units of an orally and pharmaceutically acceptable placebo can be delivered. The compound may optionally be administered in combination with a progestin, antiprogestin, estrogen, anti-estrogen, SERM or combination thereof.

In yet another embodiment, the method includes delivering a compound for 25 consecutive days, followed by 3 days in which no effective amount of the compound is delivered. Optionally, during these 3 days, a second phase of 3 daily dosage units of an orally and pharmaceutically acceptable placebo can be

delivered. The compound may optionally be administered in combination with a progestin, antiprogestin, estrogen, anti-estrogen, SERM, or combination thereof.

In still a further embodiment, the method includes delivering a compound for 27 consecutive days, followed by 1 day in which no effective amount of the compound is delivered. Optionally, a second phase of 1 daily dosage unit of an orally and pharmaceutically acceptable placebo can be delivered. The compound may optionally be administered in combination with a progestin, antiprogestin, estrogen, anti-estrogen, SERM, or combination thereof.

In another embodiment, a method of contraception includes administering to a female of child bearing age for 28 consecutive days: (a) a first phase of from 14 to 24 daily dosage units of a progestational agent equal in progestational activity to about 35 to about 100 μg levonorgestrel; (b) a second phase of from 1 to 11 daily dosage units, at a daily dosage of from about 2 to 50 mg, of a compound described herein; and (c) optionally, a third phase of daily dosage units of an orally and pharmaceutically acceptable placebo for the remaining days of the 28 consecutive days in which no antiprogestin, progestin or estrogen is administered; wherein the total daily dosage units of the first, second and third phases equals 28.

In yet a further embodiment, a method of contraception includes administering to a female of child bearing age for 28 consecutive days: (a) a first phase of from 14 to 24 daily dosage units of a compound described herein; (b) a second phase of from 1 to 11 daily dosage units of an antiprogestin; and (c) optionally, a third phase of daily dosage units of an orally and pharmaceutically acceptable placebo for the remaining days of the 28 consecutive days in which no antiprogestin, progestin, estrogen, anti-estrogen or SERM is administered; wherein the total daily dosage units of the first, second and third phases equals 28.

In yet a further embodiment, a method of contraception is provided and includes administering to a female of child bearing age for 28 consecutive days: (a) a first phase of from 14 to 24 daily dosage units of a progestational agent equal in progestational activity to about 35 to about 100 μg levonorgestrel; (b) a second phase of from 1 to 11 daily dosage units, at a daily dosage of from about 2 to 50

mg, of a compound described herein; and (c) optionally, a third phase of daily dosage units of an orally and pharmaceutically acceptable placebo for the remaining days of the 28 consecutive days in which no antiprogestin, progestin or estrogen is administered; wherein the total daily dosage units of the first, second and third phases equals 28.

In another embodiment, a method of contraception is provided and includes administering to a female of child bearing age for 28 consecutive days: (a) a first phase of from 14 to 24 daily dosage units of a compound described herein; (b) a second phase of from 1 to 11 daily dosage units of an antiprogestin; and (c) optionally, a third phase of daily dosage units of an orally and pharmaceutically acceptable placebo for the remaining days of the 28 consecutive days in which no antiprogestin, progestin, estrogen, anti-estrogen or SERM is administered; wherein the total daily dosage units of the first, second and third phases equals 28.

Also provided are kits or packages of pharmaceutical formulations designed for use in the regimens described herein. Suitably, the kits contain one or more compounds as described herein.

Advantageously, for use in the kits, the compound is formulated for the desired delivery vehicle and route. For example, the compound can be formulated for oral delivery, parenteral delivery, vaginal ring, transdermal delivery, or mucosal delivery, as discussed in detail above. The kit is preferably a pack (e.g. a blister pack) containing daily doses arranged in the order in which they are to be taken.

In each of the regimens and kits described herein, it is preferred that the daily dosage of each pharmaceutically active component of the regimen remain fixed in each particular phase in which it is administered. It is also understood that the daily dose units described are to be administered in the order described, with the first phase followed in order by the optional phases, including any second and third phases. To help facilitate compliance with each regimen, it is also preferred that the kits contain the placebo described for the final days of the cycle. It is further preferred that each package or kit contain a pharmaceutically

acceptable package having indicators for each day of the 28-day cycle, such as a labeled blister package, dial dispenser, or other packages known in the art.

These dosage regimens may be adjusted to provide the optimal therapeutic response. For example, several divided doses of each component may be administered daily or the dose may be proportionally increased or reduced as indicated by the exigencies of the therapeutic situation. In the descriptions herein, reference to a daily dosage unit may also include divided units which are administered over the course of each day of the cycle contemplated.

In one embodiment, the kit is designed for daily oral administration over a 28-day cycle, desirably for one oral administration per day, and organized so as to indicate a single oral formulation or combination of oral formulations to be taken on each day of the 28-day cycle. Desirably each kit will include oral tablets to be taken on each the days specified; desirably one oral tablet will contain each of the combined daily dosages indicated. For example, a kit can contain 21 to 27 daily dosage units of an effective amount of the compound, optionally, 1 to 7 daily dosage units of a placebo and other appropriate components including, *e.g.*, instructions for use.

In another embodiment, the kit is designed for weekly or monthly administration via a vaginal ring over a 28-day cycle. Suitably, such a kit contains individual packaging for each of the vaginal rings, *i.e.* one to three, required for a monthly cycle and other appropriate components, including, *e.g.*, instructions for use.

In a further embodiment, the kit is designed for weekly or monthly administration via a transdermal patch over a 28-day cycle. Suitably, such a kit contains individual packaging for each of the patches, *i.e.* one to three, required for a monthly cycle and other appropriate components including, *e.g.*, instructions for use.

In still another embodiment, the kit is designed for parenteral delivery of the compound. Such a kit is typically designed for delivery at home and may include needles, syringes, and other appropriate packaging and instructions for use.

In yet another embodiment, the kit contains the compound in a gel or cream formulation. Optionally, the kit can include appropriate packaging such as a tube or other container, an applicator, and/or instructions for use.

In a further embodiment, the kit includes (a) a first phase of from 14 to 21 daily dosage units of a progestational agent equal in progestational activity to about 35 to about 150 μg levonorgestrel; (b) a second phase of from 1 to 11 daily dosage units of a compound described herein; and (c) a third phase of daily dosage units of an orally and pharmaceutically acceptable placebo; wherein the total number of the daily dosage units in the first phase, second phase and third phase equals 28.

In still another embodiment, a kit contains (a) a first phase of from 14 to 21 daily dosage units of a compound described herein; (b) a second phase of from 1 to 11 daily dosage units of an antiprogestin compound; and (c) a third phase of daily dosage units of an orally and pharmaceutically acceptable placebo; wherein the total number of the daily dosage units in the first phase, second phase and third phase equals 28.

The following examples are illustrative only and are not intended to be a limitation on the present invention.

EXAMPLES

Example 1: (4*R*)-3-[4-(4-Bromophenyl)-1,3-thiazol-2-yl]-4-methyl-1,3-oxazolidin-2-one

Step 1: 2-(4-Bromophenyl)-2-oxoethyl thiocyanate

A mixture of 2,4'-dibromoacetophenone (56.08 g, 0.20 mol) and potassium thiocyanate (21.57 g, 0.22 mol) in 1 L of absolute ethanol was stirred under nitrogen at room temperature for 5 h. The reaction was added to 2 L of water and the mixture stirred at room temperature for 2 h. The solid present was collected by filtration, rinsed with water, ice-cold ethanol, hexane, and then dried under high vacuum to give 2-(4-bromophenyl)-2-oxoethyl thiocyanate (50.39 g, 98%) as a white solid, mp 148-149°C.

Step 2: 2-Bromo-4-(4-bromophenyl)-1,3-thiazole

A suspension of 2-(4-bromophenyl)-2-oxoethyl thiocyanate (5.12 g, 20.0 mmol), prepared in the previous step, in 30 mL of 30% hydrogen bromide in acetic acid was stirred under nitrogen at room temperature for 7 h. The yellow suspension was poured into 200 mL of 1 N NaOH (exotherm) and the mixture stirred at room temperature for 17 h. The solid present was collected by filtration, rinsed with water, ice-cold ethanol, hexane and then dried under high vacuum to give 2-bromo-4-(4-bromophenyl)-1,3-thiazole (5.36 g, 84%) as a light yellow solid, mp 117-119°C; MS (ES) m/z 318/320/322 [M+H]⁺.

Step 3: (2R)-2-[[4-(4-Bromophenyl)-1,3-thiazol-2-yl]amino]propan-1-ol

A mixture of 2-bromo-4-(4-bromophenyl)-1,3-thiazole (3.00 g, 9.41 mmol), prepared in the previous step, and (R)-(-)-2-amino-1-propanol (2.20 mL, 28.3 mmol) was stirred under nitrogen at 150°C for 11.5 h. The reaction was dissolved in 20% methanol-methylene chloride and extracted with 5% NaHCO₃. The organic layer was separated and the aqueous layer was extracted three times with 20% methanol-methylene chloride. The combined extracts were dried (anhydrous MgSO₄), filtered and the solvent removed under reduced pressure to give 3.08 g of a yellow residue. Purification of the residue on 500 g of silica gel (230-400 mesh) using 1:1 methylene chloride-hexane to methylene chloride as the eluents to remove starting material and non-polar impurities and then 30% ethyl acetate-methylene chloride gave (2R)-2-[[4-(4-bromophenyl)-1,3-thiazol-2-yl]amino]propan-1-ol (2.09 g, 71%) as a yellow oil, MS (ES) m/z 313.0 [M+H]⁺.

Step 4: (4R)-3-[4-(4-Bromophenyl)-1,3-thiazol-2-yl]-4-methyl-1,3-oxazolidin-2-one

Triphosgene (2.62 g, 8.82 mmol) in 60 mL of methylene chloride was added under nitrogen dropwise over 1.75 h to a solution of (2R)-2-[[4-(4-bromophenyl)-1,3-thiazol-2-yl]amino]propan-1-ol (2.30 g, 7.33 mmol), prepared in the previous step, and N,N-diisopropylethylamine in 125 mL of methylene

chloride at ice-bath temperature. After the addition the reaction was stirred at ice-bath temperature for 3.5 h. The ice bath was removed and the stirring continued for 15 h. The reaction was extracted with 2 N HCl, dried (anhydrous MgSO₄), filtered and the solvent removed under reduced pressure to give 2.81 g of a yellow solid. Purification on the solid on 500 g of silica gel (230-400 mesh) using 30% methylene chloride-hexane to methylene chloride as the eluents gave the title compound (2.07 g, 83%) as a white solid, mp 197-199°C; MS (ES) *m/z* 339.0 [M+H]⁺; Anal. Calcd for C₁₃H₁₁BrN₂O₂S: C, 46.03; H, 3.27; N, 8.26. Found: C, 45.80; H, 3.13; N, 8.16.

Example 2: 4-[2-(4,4-Diethyl-2-oxo-1,3-oxazolidin-3-yl)-1,3-thiazol-4-yl]benzotrile

Step 1: Ethyl 2-[(diphenylmethylene)amino]-2-ethylbutanoate

A solution of potassium bis(trimethylsilyl)amide (15.02 g, 75.3 mmol) in 80 mL of anhydrous tetrahydrofuran was added under nitrogen dropwise over 30 min to a solution of N-(diphenylmethylene)glycine ethyl ester (18.34 g, 68.6 mmol) in 300 mL of anhydrous tetrahydrofuran at dry ice-acetone temperature. After the addition, the reaction was stirred at dry ice-acetone temperature for 1 h. Iodoethane (6.60 mL, 82.5 mmol) was added over 2 min. The cooling bath was removed and the stirring continued for 3.5 h. Reaction cooled to dry ice-acetone temperature. A solution of potassium bis(trimethylsilyl)amide (15.02 g, 75.3 mmol) in 100 mL of anhydrous tetrahydrofuran was added dropwise over 30 min. After the addition, the reaction was stirred at dry ice-acetone temperature for 1 h. Iodoethane (6.60 mL, 82.5 mmol) was added over 2 min. The cooling bath was removed and the reaction stirred for 17 h. The reaction was concentrated under reduced pressure to remove most of the tetrahydrofuran. The residue was partitioned between methylene chloride and water. The organic layer was separated and the aqueous layer extracted three times with methylene chloride. The combined extracts were washed with saturated sodium chloride, dried (anhydrous MgSO₄), filtered and the solvent removed under reduced pressure to

give ethyl 2-[(diphenylmethylene)amino]-2-ethylbutanoate (21.50 g, 97%) as a yellow oil, MS (ESI) m/z 324 $[M+H]^+$.

Step 2: Ethyl 2-amino-2-ethylbutanoate

A solution of ethyl 2-[(diphenylmethylene)amino]-2-ethylbutanoate (20.79 g, 64.3 mmol), prepared in the previous step, in 200 mL of diethyl ether was cooled under nitrogen to ice-bath temperature. 1 N HCl (96 mL, 96.0 mmol) was added dropwise over 45 min. After the addition, the ice-bath was removed and the stirring continued for 15 h. The diethyl ether layer was separated and the aqueous layer was extracted two times with 50 mL of methylene chloride. The methylene chloride extracts were extracted two times with 40 mL of 2 N HCl. The aqueous layers were combined and concentrated under reduced pressure to give an oil. The oil was taken up in 200 mL of saturated NaHCO₃ and stirred for 30 min. The aqueous layer was then extracted five times with methylene chloride. The organic extracts were dried (anhydrous MgSO₄), filtered and the solvent removed under reduced pressure to give ethyl 2-amino-2-ethylbutanoate (9.3799 g, 92%) as a yellow liquid.

Step 3: 2-Amino-2-ethylbutan-1-ol

A solution of ethyl 2-amino-2-ethylbutanoate (9.0256 g, 56.7 mmol), prepared in the previous step, in 150 mL of anhydrous diethyl ether was added under nitrogen to a suspension of lithium aluminum hydride (10.78 g, 284 mmol) in 300 mL of anhydrous diethyl ether. The addition was at a rate that maintained a gentle reflux (1.5 h). After the addition, the reaction was stirred at room temperature for 15 h. The reaction was cooled to ice-bath temperature. Water (14 mL) was added dropwise followed by the dropwise addition of 14 mL of 15% NaOH and then 42 mL of water. The cooling bath was removed and the stirring continued for 2 h. The reaction was filtered and the solid rinsed with diethyl ether. The combined diethyl ether filtrates were dried (anhydrous MgSO₄), filtered and the solvent removed under reduced pressure to give 2-amino-2-ethylbutan-1-ol (6.5330 g, 98%) as a yellow oil, MS (EI) m/z 118.1233 $[M+H]^+$.

Step 4: *N*-([1-Ethyl-1-(hydroxymethyl)propyl]amino)carbonothioyl)benzamide

Benzoyl isothiocyanate (4.28 mL, 31.8 mmol) was added under nitrogen to a solution of 2-amino-2-ethylbutan-1-ol (3.7315 g, 31.8 mmol), prepared in the previous step, in 100 mL of anhydrous tetrahydrofuran (exotherm on addition). After the addition, the reaction was refluxed for 2.5 h. After cooling to room temperature, 100 mL of hexane was added. The solid that formed was collected by filtration and dried under reduced pressure to give *N*-([1-ethyl-1-(hydroxymethyl)propyl]amino)carbonothioyl)benzamide (7.1406 g, 80%) as a white solid, mp 161-163°C; MS (ESI) *m/z* 281 [M+H]⁺.

Step 5: *N*-[1-ethyl-1-(hydroxymethyl)propyl]thiourea

A solution of *N*-([1-ethyl-1-(hydroxymethyl)propyl]amino)carbonothioyl)benzamide (6.8779 g, 24.5 mmol), prepared in the previous step, and 1 M LiOH (29.4 mL, 29.4 mmol) in 200 mL of tetrahydrofuran plus 200 mL of methanol plus 100 mL of water was stirred under nitrogen at room temperature for 21 h. The reaction was concentrated under reduced pressure to remove most of the tetrahydrofuran and methanol. The solid present was collected by filtration and dried under reduced pressure to give *N*-[1-ethyl-1-(hydroxymethyl)propyl]thiourea (2.9228 g, 68%) as a white solid, mp 148-151°C; MS (ESI) *m/z* 177 [M+H]⁺.

Step 6: 4-(2-([1-Ethyl-1-(hydroxymethyl)propyl]amino)-1,3-thiazol-4-yl)benzonitrile

A solution of *N*-[1-ethyl-1-(hydroxymethyl)propyl]thiourea (1.5047 g, 8.54 mmol), prepared in the previous step, and 2-bromo-4'-cyano-acetophenone (1.9109 g, 8.53 mmol) in 100 mL of absolute ethanol was refluxed under nitrogen for 4 h. The solvent was removed under reduced pressure to give a yellow solid. The solid was dissolved in 10% methanol-methylene chloride and extracted with 5% NaHCO₃. The organic layer was separated and the aqueous layer was extracted three times with 10% methanol-methylene chloride. The combined

organic extracts were dried (anhydrous MgSO_4), filtered and the solvent removed under reduced pressure to give 2.46 g of a yellow foam. Purification of the foam on 300 g of silica gel (230-400 mesh) using 10% ethyl acetate-methylene chloride as the eluent gave 4-(2-{{1-ethyl-1-(hydroxymethyl)propyl}amino}-1,3-thiazol-4-yl)benzotrile (2.2236 g, 87%) as a yellow solid, mp 118-120°C; MS (ES) m/z 302.1 $[\text{M}+\text{H}]^+$.

Step 7: 4-[2-(4,4-Diethyl-2-oxo-1,3-oxazolidin-3-yl)-1,3-thiazol-4-yl]benzotrile

In the same manner as described in step 4 of Example 1, and replacing (2*R*)-2-{{4-(4-bromophenyl)-1,3-thiazol-2-yl}amino}propan-1-ol with 4-(2-{{1-ethyl-1-(hydroxymethyl)propyl}amino}-1,3-thiazol-4-yl)benzotrile (1.9527 g, 6.48 mmol), prepared in the previous step, gave 2.1824 g of a yellow solid. Purification of the solid on 300 g of silica gel (230-400 mesh) using methylene chloride as the eluent gave the title compound (2.0424 g, 93%) as a white solid, mp 145-147°C; MS (ESI) m/z 328 $[\text{M}+\text{H}]^+$. Anal. Calcd for $\text{C}_{17}\text{H}_{17}\text{N}_3\text{O}_2\text{S} \cdot 0.12 \text{CH}_2\text{Cl}_2$: C, 60.91; H, 5.15; N, 12.45. Found: C, 61.19; H, 5.28; N, 12.55.

Example 3: 3-[2-(4,4-dimethyl-2-oxo-1,3-oxazolidin-3-yl)-1,3-thiazol-4-yl]benzotrile

Step 1: N-({[1-Methyl-1-(hydroxymethyl)ethyl]amino}carbonothioyl)benzamide

In the same manner as described in step 4 of Example 2, replacing 2-amino-2-ethylbutan-1-ol with 2-amino-2-methyl-1-propanol, gave N-({[1-methyl-1-(hydroxymethyl)ethyl]amino}carbonothioyl)benzamide (13.40 g, 100%) as an off-white solid, mp 116-118°C, MS (ES) m/z 253 $[\text{M}+\text{H}]^+$.

Step 2: N-(2-Hydroxy-1,1-dimethylethyl)thiourea

A solution of N-({[1-methyl-1-(hydroxymethyl)ethyl]amino}carbonothioyl)benzamide (12.00 g, 47.6 mmol), prepared in the previous step, and 1 M LiOH (57.1 mL, 57.1 mmol) in 400 mL of tetrahydrofuran plus 400 mL of methanol plus 200 mL of water was stirred under

nitrogen at room temperature for 16 h. The reaction was concentrated under reduced pressure to remove most of the tetrahydrofuran and methanol. The residual aqueous layer was extracted multiple times with 20% methanol in methylene chloride. The combined extracts were dried (MgSO_4), filtered and the solvent removed under reduced pressure to give 4.91 g of a brown solid. Recrystallization of the solid from ethyl acetate gave N-(2-hydroxy-1,1-dimethylethyl)thiourea (2.562 g, 36%) as a white solid, mp 127-129°C; MS (ES) m/z 149 $[\text{M}+\text{H}]^+$.

Step 3: 3-{2-[(2-Hydroxy-1,1-dimethylethyl)amino]-1,3-thiazol-4-yl}benzotrile

A suspension of 3-(2-bromoacetyl)benzotrile (809.0 mg, 3.61 mmol) in 50 mL of absolute ethanol was warmed to dissolve all of the solid. N-(2-hydroxy-1,1-dimethylethyl)thiourea (534.4 mg, 3.61 mmol), prepared in the previous step, was added and the reaction refluxed under nitrogen for 4 h. The reaction was concentrated under reduced pressure to remove the ethanol and the residue was dissolved in 10% methanol in methylene chloride and then extracted with 5% NaHCO_3 . The aqueous layer was separated and extracted three times with 10% methanol in methylene chloride. The combined extracts were dried (MgSO_4) and the solvent removed under reduced pressure to give 981.1 mg of a yellow foam. Purification of the foam on 300 g of silica gel (230-400 mesh) using 20% ethyl acetate in methylene chloride as the eluent gave 3-{2-[(2-hydroxy-1,1-dimethylethyl)amino]-1,3-thiazol-4-yl}benzotrile (854.0 mg, 87%) as a yellow solid, mp 124-126°C; MS (ESI) m/z 274 $[\text{M}+\text{H}]^+$.

Step 4: 3-[2-(4,4-Dimethyl-2-oxo-1,3-oxazolidin-3-yl)-1,3-thiazol-4-yl]benzotrile

In the same manner as described in step 4 of Example 1, replacing (2*R*)-2-[[4-(4-bromophenyl)-1,3-thiazol-2-yl]amino]propan-1-ol with 3-{2-[(2-hydroxy-1,1-dimethylethyl)amino]-1,3-thiazol-4-yl}benzotrile, prepared in the previous step, gave 911.5 mg of a light tan solid. Purification of the solid on 300 g of silica gel (230-400 mesh) using methylene chloride as the eluent gave the title

compound (783.2 mg, 92%) as a white solid, mp 181-183°C; MS (ES) m/z 300.0 [M+H]⁺. Anal. Calcd for C₁₅H₁₃N₃O₂S: C, 60.19; H, 4.38; N, 14.04. Found: C, 60.11; H, 3.99; N, 13.95.

Example 4: 4-[2-(4,4-Dimethyl-2-oxo-1,3-oxazolidin-3-yl)-1,3-thiazol-4-yl]-2-fluorobenzonitrile

Step 1: 4-Acetyl-2-fluorobenzonitrile

A mixture of 4-bromo-2-fluorobenzonitrile (10.6 g, 52.8 mmol), tributyl(1-ethoxyvinyl)tin (21 g, 58.1 mmol), and *trans*-dichlorobis(triphenylphosphine)palladium (II) (371 mg, 0.53 mmol) in 190 mL of dry toluene were refluxed for 2 h and then quenched with 5% HCl and stirred for 30 min. Ethyl acetate was added and the layers were separated. The organic layer was dried over anhydrous sodium sulfate, filtered and concentrated under reduced pressure to give 6.5 g of crude product. Purification of the product on silica gel using 5% ethyl acetate:hexane gave 4-acetyl-2-fluorobenzonitrile (1.0 g, 11%), MS (ES) m/z 164 [M+H]⁺.

Step 2: 4-(2-Bromoacetyl)-2-fluorobenzonitrile

Bromine (315 μL, 6.1 mmol) in 400 μL of acetic acid was added to a solution of 4-acetyl-2-fluorobenzonitrile (1.0 g, 6.1 mmol), prepared in the previous step, in 50 mL of dry methylene chloride at room temperature. After 1.5 h, TLC (5-1, hexane:ethyl acetate) indicated the starting material was consumed. The reaction was diluted with ethyl acetate (100 mL) and washed with 10% aqueous sodium thiosulfate (2x100 mL) followed by saturated sodium bicarbonate (1x100 mL) and brine (1x100 mL). The organic layer was dried over anhydrous sodium sulfate, filtered and concentrated under reduced pressure to give 1.1 g of a yellow solid. Purification of the solid on silica gel using a stepwise gradient of 10% to 50% ethyl acetate-hexane gave 4-(2-bromoacetyl)-2-fluorobenzonitrile (800 mg, 53%), MS (ES) m/z 243[M+H]⁺.

Step 3: 2-Fluoro-4-{2-[(2-hydroxy-1,1-dimethylethyl)amino]-1,3-thiazol-4-yl}benzotrile

4-(2-Bromoacetyl)-2-fluorobenzotrile (800 mg, 3.3 mmol), prepared in the previous step, and N-(2-hydroxy-1,1-dimethylethyl)thiourea (490 mg, 3.3 mmol), prepared in step 2 of Example 3, in 100 mL of ethanol were heated to reflux for 30 min and then concentrated under reduced pressure to give 1.1 g of a yellow residue. Purification of the residue on silica gel using a stepwise gradient of 1% to 8% methanol:methylene chloride gave 2-fluoro-4-{2-[(2-hydroxy-1,1-dimethylethyl)amino]-1,3-thiazol-4-yl}benzotrile (955 mg, 99%), mp 128-130 °C, MS (ES) m/z 292 [M+H]⁺.

Step 4: 4-[2-(4,4-Dimethyl-2-oxo-1,3-oxazolidin-3-yl)-1,3-thiazol-4-yl]-2-fluorobenzotrile

N,N-diisopropylethylamine (1.4 mL, 7.9 mmol) and triphosgene (1.2 g, 3.9 mmol) in 20 mL of dry methylene chloride were added to a solution of 2-fluoro-4-{2-[(2-hydroxy-1,1-dimethylethyl)amino]-1,3-thiazol-4-yl}benzotrile (955 mg, 3.3 mmol), prepared in the previous step, in 50 mL of dry methylene chloride at 0°C. The reaction was stirred at 0°C for 3 h and then allowed to warm to room temperature. The reaction was washed with 1x100 mL of 2N HCl. The aqueous layer was extracted with methylene chloride (2x100 mL). The combined organic layers were dried over anhydrous MgSO₄, filtered and concentrated under reduced pressure to give 1.0 g of a yellow solid. Purification of the solid on silica gel using a stepwise gradient of 5% to 40% ethyl acetate-hexane gave the title compound (450 mg, 43%) as a yellow solid, mp 204-206 °C.

Example 5: 2-(4,4-Diethyl-2-oxo-1,3-oxazolidin-3-yl)-4,5-dihydronaphtho[1,2-d][1,3]thiazole-7-carbonitrile

Step 1: 2-{[1-Ethyl-1-(hydroxymethyl)propyl]amino}-4,5-dihydronaphtho[1,2-d][1,3]thiazole-7-carbonitrile

6-Bromo-5-oxo-5,6,7,8-tetrahydronaphthalene-2-carbonitrile (0.23 g, 0.90 mmol) was dissolved in 10 mL of ethanol and N-[1-ethyl-1-(hydroxymethyl)propyl]thiourea (133 mg, 1.32 mmol), prepared in step 5 of example 2, was added and the mixture was heated to reflux for 1 h. The mixture was cooled, diluted with ethyl acetate and washed with H₂O, NaHCO₃, brine, dried over anhydrous MgSO₄, filtered and concentrated. Flash chromatography (3% acetone/hexane) afforded 2-{{1-ethyl-1-(hydroxymethyl)propyl}amino}-4,5-dihydronaphtho[1,2-d][1,3]thiazole-7-carbonitrile (160 mg, 55%) as a white solid. HRMS: calcd for C₁₈H₂₁N₃OS + H⁺, 328.14781; found (ESI-FTMS, [M+H]¹⁺), 328.14836; Analytical HPLC: purity 93.3% at 210-370 nm, 10.3 min.; 96.4% at 254 nm, 10.3 min.; the Xterra® RP18 column, 3.5μ, 150 x 4.6 mm column, 1.2 mL/min, 85/15-5/95 (Ammon. Form. Buff. pH = 3.5/ACN+MeOH) for 10 min, hold 4 min.

Step 2: 2-(4,4-diethyl-2-oxo-1,3-oxazolidin-3-yl)-4,5-dihydronaphtho[1,2-d][1,3]thiazole-7-carbonitrile

2-{{1-Ethyl-1-(hydroxymethyl)propyl}amino}-4,5-dihydronaphtho[1,2-d][1,3]thiazole-7-carbonitrile (0.29 g, 0.89 mmol), prepared in the previous step, was dissolved in methylene chloride (10 mL) and diisopropylethyl amine (0.37 mL, 2.1 mmol) was added and the mixture was cooled to 0 °C. Triphosgene (108 mg, 1.07 mmol) was added and the mixture was stirred for 2 h. The mixture was then diluted with methylene chloride and washed with 2N HCl, saturated NaHCO₃, brine, dried over anhydrous MgSO₄, filtered and concentrated. Flash chromatography (10%-15% ethyl acetate in hexane) afforded the title compound (230 mg, 73%) as a white solid. HRMS: calcd for C₁₉H₁₉N₃O₂S + H⁺, 354.12707; found (ESI-FT/MS, [M+H]¹⁺), 354.127; Analytical HPLC: purity 98.1% at 210-370 nm, 10.7 min.; 98.8% at 316 nm, 10.7 min.; the Xterra® RP18 column, 3.5μ, 150 x 4.6 mm column, 1.2 mL/min, 85/15-5/95 (Ammon. Form. Buff. pH = 3.5/ACN+MeOH) for 10 min, hold 4 min.

Example 6: 2-(4,4-Dimethyl-2-oxo-1,3-oxazolidin-3-yl)-4,5-dihydronaphtho[1,2-d][1,3]thiazole-7-carbonitrile

Step 1: 5-Oxo-5,6,7,8-tetrahydronaphthalen-2-yl trifluoromethanesulfonate

To a solution of 6-hydroxy-3,4-dihydro-2H-naphthalen-1-one (6.3 g, 39.1 mmol) in dry pyridine (30 mL) at 0°C was added trifluoromethanesulfonic anhydride (7.3 mL, 43.0 mmol) over a few minutes. The solution was warmed to room temperature and stirred for 3 h. The reaction was poured into 1N HCl and diluted with ethyl acetate. The layers were separated and the aqueous layer was extracted with ethyl acetate. The combined organic layers were dried over anhydrous sodium sulfate, filtered and concentrated *in vacuo* to give 5-oxo-5,6,7,8-tetrahydronaphthalen-2-yl trifluoromethanesulfonate (11.5 g, 100%). The crude product was used without purification. MS(ES) *m/z* 295 [M+H]⁺.

Step 2: 5-Oxo-5,6,7,8-tetrahydro-naphthalene-2-carbonitrile

A mixture of 5-oxo-5,6,7,8-tetrahydronaphthalen-2-yl trifluoromethanesulfonate (11.5 g, 39.0 mmol), prepared in the previous step, and zinc cyanide (2.7 g, 23.5 mmol) in dry dimethylformamide (100 mL) was degassed and put under a nitrogen atmosphere.

Tetrakis(triphenylphosphine)palladium(0) (1.7 g, 1.5 mmol) was added and the mixture again degassed and put under a nitrogen atmosphere. The mixture was stirred at 135°C overnight. An additional 171 mg of tetrakis(triphenylphosphine)palladium(0) was added and the reaction stirred for another 4 h. The reaction mixture was filtered through the Celite™ reagent and rinsed with ethyl acetate. The filtrate was washed with water. The layers were separated and the organic layer was dried over anhydrous sodium sulfate. The organic layer was filtered and concentrated *in vacuo* to give 8.1 g of crude product. Purification of the crude product on silica gel using a step-wise gradient of 5% to 15% ethyl acetate: hexane as the eluent gave 5-oxo-5,6,7,8-tetrahydro-naphthalene-2-carbonitrile (2.8 g, 41%), MS(ES) *m/z* 172 [M+H]⁺.

Step 3: 6-Bromo-5-oxo-5,6,7,8-tetrahydronaphthalene-2-carbonitrile

Bromine (0.8 mL, 15.7 mmol) was added to a solution of 5-oxo-5,6,7,8-tetrahydro-naphthalene-2-carbonitrile (2.7 g, 15.7 mmol), prepared in the previous step, in dry methylene chloride (55 mL) at 0°C. The reaction was warmed to room temperature. After 2 h, the reaction was diluted with methylene chloride and washed with 5% sodium thiosulfate and brine. The organic layer was dried over anhydrous sodium sulfate, filtered and concentrated *in vacuo* to give 4.3 g of crude product. Purification of the crude product on silica gel using 10% ethyl acetate:hexane as the eluent gave 6-bromo-5-oxo-5,6,7,8-tetrahydronaphthalene-2-carbonitrile (3.2 g, 81%), MS(ES) *m/z* 251 [M+H]⁺.

Step 4: 2-[(2-Hydroxy-1,1-dimethylethyl)amino]-4,5-dihydronaphtho[1,2-d][1,3]thiazole-7-carbonitrile

In the same manner as described in step 3 of Example 4, replacing 4-(2-bromoacetyl)-2-fluorobenzonitrile with 6-bromo-5-oxo-5,6,7,8-tetrahydronaphthalene-2-carbonitrile, prepared in the previous step, and purification on silica using a stepwise gradient of 8:1 to 3:1 hexane:ethyl acetate as the eluent gave 2-[(2-hydroxy-1,1-dimethylethyl)amino]-4,5-dihydronaphtho[1,2-d][1,3]thiazole-7-carbonitrile (2.7 g, 70%). mp 121-123 °C.

Step 5: 2-(4,4-Dimethyl-2-oxo-1,3-oxazolidin-3-yl)-4,5-dihydronaphtho[1,2-d][1,3]thiazole-7-carbonitrile

In the same manner as described in step 4 of Example 4, replacing 2-fluoro-4-{2-[(2-hydroxy-1,1-dimethyl-ethyl)amino]-1,3-thiazol-4-yl} benzonitrile with 2-[(2-hydroxy-1,1-dimethylethyl)amino]-4,5-dihydronaphtho[1,2-d][1,3]thiazole-7-carbonitrile, prepared in the previous step, and purification of the crude product on silica using a stepwise gradient of 6:1 to 1:1 hexane:ethyl acetate as the eluent gave the title compound (2.7 g, 93%), mp > 230 °C (dec.).

Example 7: 2-(4,4-Dimethyl-2-oxo-1,3-oxazolidin-3-yl)naphtho[1,2-d][1,3]thiazole-7-carbonitrile

2-(4,4-Dimethyl-2-oxo-1,3-oxazolidin-3-yl)-4,5-dihydronaphtho[1,2-d][1,3]thiazole-7-carbonitrile (0.65 g, 2.0 mmol), prepared in step 5 of Example 6, N-bromosuccinamide (0.39 g, 2.2 mmol) and a catalytic amount of 2,2'-azobis(2-methylproprionitrile) were stirred in carbontetrachloride (68 mL) at reflux for 4 h. The reaction was diluted with ethyl acetate and washed with 10% sodium thiosulfate. The layers were separated and the organic layer was dried over anhydrous MgSO₄, filtered and concentrated to give 0.64 g of crude product. Purification of the crude product on silica gel using a stepwise gradient of 6:1 to 1:1 hexane:ethyl acetate as the eluent gave 0.35 g of product that contained an impurity. Recrystallization from ethyl acetate afforded the title compound (0.02 g, 3%), mp > 230 °C.

Example 8

(1) Effects of progestins and antiprogestins on alkaline phosphatase activity in T47D cells.

PURPOSE: To identify progestins or antiprogestins by determining a compound's effect on alkaline phosphatase activity in T47D cells.

A. REAGENTS:

Culture medium:

DMEM:F12 (1:1) (GIBCO, BRL) supplemented with 5% (v/v) charcoal stripped fetal bovine serum (not heat-inactivated), 100 U/mL penicillin, 100 µg/mL streptomycin, and 2 mM the GlutaMax™ reagent (GIBCO, BRL).

Alkaline phosphatase assay buffer:

- I. 0.1M Tris-HCl, pH 9.8, containing 0.2% the Triton® X-100 reagent
- II. 0.1M Tris-HCl, pH 9.8, containing 4 mM p-nitrophenyl phosphate (Sigma).

B. CELL CULTURE AND TREATMENT:

Frozen T47D cells were thawed in a 37°C water bath and diluted to 280,000 cells/mL in culture medium. To each well in a 96-well plate (Falcon, Becton Dickinson Labware), 180 µL of diluted cell suspension was added.

Twenty µL of reference or test compounds diluted in the culture medium was then added to each well. When testing for progestin antagonist activity, reference antiprogestins or test compounds were added in the presence of 1 nM progesterone. The cells were incubated at 37°C in a 5% CO₂/humidified atmosphere for 24 h.

NOTE: For high throughput screening, one concentration of each compound was tested at 0.3 µg/mL. Based on an average molecular weight of 300 g/mol for the compounds in the library, the concentration was approximately 1 µM.

Subsequently, active compounds were tested in dose response assays to determine EC₅₀ and IC₅₀.

C. ALKALINE PHOSPHATASE ENZYME ASSAY:

At the end of treatment, the medium was removed from the plate. Fifty µL of assay buffer I was added to each well. The plates were shaken in a titer plate shaker for 15 min. Then 150 µL of assay buffer II was added to each well. Optical density measurements were taken at 5 min intervals for 30 min at a test wavelength of 405 nM.

D. ANALYSIS OF RESULTS:

For reference and test compounds, a dose response curve was generated for dose (X-axis) vs. the rate of enzyme reaction (slope) (Y-axis). Square root-transformed data was used for analysis of variance and nonlinear dose response

curve fitting for both agonist and antagonist modes. Huber weighting was used to down-weight the effects of outliers. EC₅₀ or IC₅₀ values were calculated from the retransformed values. JMP software (SAS Institute, Inc.) was used for both one-way analysis of variance and non-linear dose response analysis in both single dose and dose response studies.

E. REFERENCE COMPOUNDS:

Progesterone and trimegestone were reference progestins and RU486 was the reference antiprogestin. All reference compounds were run in full dose response curves and the EC₅₀ and IC₅₀ values were calculated.

(2) Progesterone receptor whole cell competition binding assay using T47D cells.

PURPOSE: To evaluate the progesterone receptor (PR) binding activity of progestins or antiprogestins in live, intact (whole) cells using the human breast carcinoma T47D cell line and ³H-progesterone as the labeled ligand.

A. REAGENTS:

Culture medium:

5% RC: phenol red free DMEM:F12 (1:1) (GIBCO, BRL) supplemented with 5% (v/v) charcoal stripped fetal bovine serum (not heat-inactivated), 100 U/mL penicillin, 100 µg/mL streptomycin, and 2 mM the GlutaMax™ reagent (GIBCO, BRL).

10% RC: Same as above supplemented with 10% (v/v) FBS.

³H-Progesterone: Perkin Elmer Life Science, cat# NET-381 (typically around 102 Ci/mmol)

Liquid Scintillation Cocktail:

the Ready-Safe™ cocktail, cat# 141349 (Beckman Coulter)

Tissue Culture Plates:

96 well, clear bottom, white, plates: VWR Part #: 29443-150 or
Perkin Elmer Part #: 3983498

B: T47D CELL CULTURE:

T47D cells were maintained in 10% RC media at 37°C in a 5% CO₂/humidified atmosphere and were split twice weekly for proper response. Cells were plated in 10% RC the day before binding assay at 50,000 cells per well in the white, clear bottom plates purchased through VWR or Perkin Elmer.

C: BINDING ASSAY:

Cells plated the day prior to the assay in white clear bottom plates were used. A master compound plate was set up containing control and test compounds at 20X final desired concentration for the competition binding. A typical dose range of 20X concentrations were (in nM); 200,000; 20,000; 6000; 2000; 600; 200; 20; and 2. Final concentrations were (in nM); 10,000; 1000; 300; 100; 30; 10; 1; 0.1. Control compounds were typically run 10-fold lower than this and include a 0, or vehicle, control well. A stock of 60 nM ³H-progesterone (20X) were also prepared at a volume needed of 10 μL per well.

Media on cells were replaced with 180 μL of 5%RC. Ten microliters (10 μL) of 60 nM ³H-progesterone (for final concentration of 3 nM) was added immediately, followed by 10 μL of 20X test or control compounds. Compounds were incubated for 3 h at 37°C. (A time course study found no difference between 2 and 4 h incubation.)

Following incubation, media was carefully removed and cells were washed 3X with 200 μL 5% RC each wash. Fifty microliters of liquid scintillation cocktail was added and the plates were shaken vigorously for a minimum of 15 min. Plates were read on the Wallac Microbeta® 1450 plate reader.

D. ANALYSIS OF RESULTS:

Square root-transformed data were used for analysis of variance and calculation of IC_{50} . SAS software (SAS Institute, Inc.) was used for all the statistical analysis.

E. REFERENCE COMPOUNDS:

Progesterone was used as a reference progestin and RU486 as a reference antiprogestin.

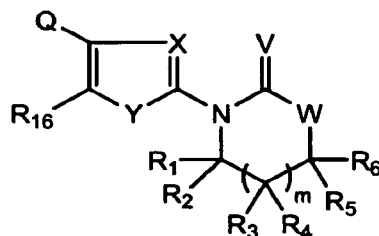
Table 1

Example	T47D Alkaline Phosphatase Activity IC_{50} (nM) or % inhibition
5	5
6	27.9
7	100.4

All publications cited in this specification, and the sequence listing, are incorporated herein by reference. While the invention has been described with reference to particular embodiments, it will be appreciated that modifications can be made without departing from the spirit of the invention. Such modifications are intended to fall within the scope of the appended claims.

What is Claimed is:

1. A compound of the structure:



wherein:

R_1 , R_2 , R_3 , R_4 , R_5 and R_6 are independently H, C_1 to C_{10} alkyl, $-(CH_2)_n$ -aryl,

$-(CH_2)_p$ -O- $(CH_2)_n$ -aryl, $-(CH_2)_n$ C(H) $_{3-p}$ (R_7) $_p$, $-(CH_2)_n$ COOR $_8$, or $-(CH_2)_p$ -O-R $_9$; or

R_1 , R_2 or R_3 , R_4 or R_5 , R_6 are taken together to form a carbon-based 3 to 6 membered saturated ring; or

when m is 0, R_1 or R_2 form a carbon-based 5 to 7 membered saturated ring with R_5 or R_6 ; or

when m is 0, R_1 or R_2 form a carbon-based 6-membered aromatic ring with R_5 or R_6 ;

R_7 is halogen;

R_8 is C_1 to C_6 alkyl;

R_9 is H, C_1 to C_6 alkyl, or C_1 to C_3 perfluoroalkyl;

W is O, NR $_{10}$, or CR $_{11}$ R $_{12}$;

R_{10} is H, C_1 to C_6 alkyl, or $(CH_2)_n$ -aryl;

R_{11} and R_{12} are, independently, H, C_1 to C_6 alkyl, or $-(CH_2)_n$ -aryl; or

R_{11} or R_{12} form a double bond with either R_5 or R_6 ;

V is O, S, or NR $_{13}$;

R_{13} is H, C_1 to C_6 alkyl, $-(CH_2)_n$ -aryl, $-(CH_2)_n$ -CN, $-CO$ -(C_1 to C_6 alkyl), $-CO$ -(CH_2) $_n$ -aryl, $-SO_2$ -(C_1 to C_6 alkyl), or $-SO_2$ -(CH_2) $_n$ -aryl;

X is N or CR $_{14}$;

R_{14} is C_1 to C_6 alkyl, $-(CH_2)_n$ -aryl, $-(CH_2)_n$ -O- $(CH_2)_n$ -alkyl, $-(CH_2)_n$ -O- $(CH_2)_n$ -aryl, halogen, hydroxy, C_1 to C_3 perfluoroalkyl, C_1 to C_3 perfluoroalkoxy or $(CH_2)_n$ -CN;

Y is O or S;

R₁₆ forms a two carbon saturated or unsaturated bond with Q to give a tricyclic ring system;

Q is aryl, substituted aryl, heteroaryl, or substituted heteroaryl;

m is 0 or 1;

n is 0 to 3;

p is 1 to 3;

or a pharmaceutically acceptable salt, tautomer, metabolite, or prodrug thereof.

2. The compound according to claim 1, wherein:

X is N;

Y is S.

3. The compound according to claim 1 or claim 2, wherein:

V is O;

W is O;

m is 0.

4. A compound according to any one of claims 1 to 3, wherein:

R₁ and R₂ are C₁ to C₁₀ alkyl;

R₅ and R₆ are H.

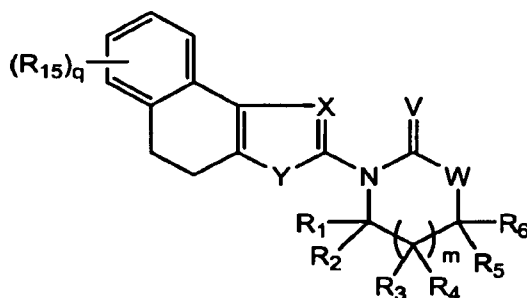
5. The compound according to any one of claims 1 to 4, wherein R₁₆ forms a two carbon saturated bond with Q to provide a tricyclic ring system.

6. The compound according to any one of claims 1 to 5, wherein Q is an aromatic carbon-based ring.

7. The compound according to any one of claims 1 to 6, wherein Q is an optionally substituted benzene ring.

8. The compound according to claim 7, wherein said benzene ring contains a CN substituent.

9. The compound according to claim 1 of the structure:

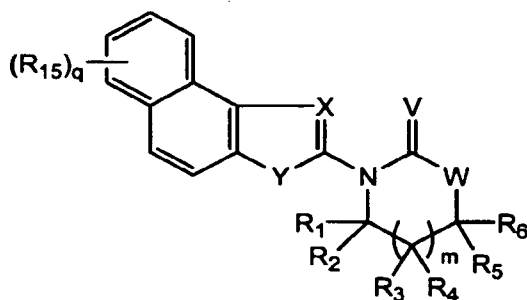


wherein:

R_{15} is $(CH_2)_nCN$, halogen, NO_2 , $-C(NH_2)=NOH$, C_1 to C_3 perfluoroalkyl, C_1 to C_3 perfluoroalkoxy, $-O(C_1$ to C_4 alkyl), $-O(C_1$ to C_4 substituted alkyl), $-SO_2-(C_1$ to C_4 alkyl), $-SO_2-(C_1$ to C_4 substituted alkyl), $-CO-(C_1$ to C_4 alkyl), $-CO-(C_1$ to C_4 substituted alkyl), C_1 to C_4 alkyl, C_1 to C_4 substituted alkyl, $-O-(CH_2)_n$ -aryl, $-COO-(C_1$ to C_4 alkyl), $-COO-(C_1$ to C_4 substituted alkyl), $-CONH-(C_1$ to C_3 alkyl), $-CON-(C_1$ to C_3 alkyl) $_2$, aryl, substituted aryl, heteroaryl, or substituted heteroaryl; and

q is 1 to 4.

10. The compound according to claim 1 of the structure:



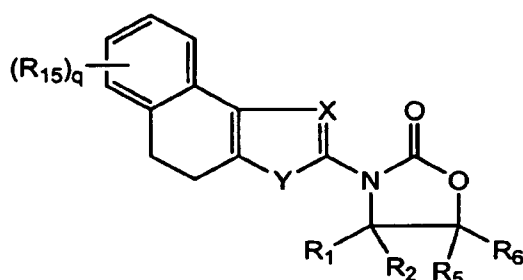
wherein:

R_{15} is $(CH_2)_nCN$, halogen, NO_2 , $-C(NH_2)=NOH$, C_1 to C_3 perfluoroalkyl, C_1 to C_3 perfluoroalkoxy, $-O(C_1$ to C_4 alkyl), $-O(C_1$ to C_4 substituted alkyl), $-SO_2-(C_1$ to C_4 alkyl), $-SO_2-(C_1$ to C_4 substituted alkyl), $-CO-(C_1$ to C_4 alkyl), $-CO-(C_1$ to C_4 substituted alkyl), C_1 to C_4 alkyl, C_1 to C_4 substituted alkyl, $-O-(CH_2)_n$ -aryl,

-COO-(C₁ to C₄ alkyl), -COO-(C₁ to C₄ substituted alkyl), -CONH-(C₁ to C₃ alkyl), -CON-(C₁ to C₃ alkyl)₂, aryl, substituted aryl, heteroaryl, or substituted heteroaryl; and

q is 1 to 4.

11. The compound according to claim 1 of the structure:

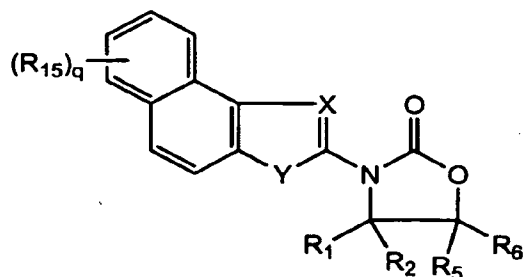


wherein:

R₁₅ is (CH₂)_nCN, halogen, NO₂, -C(NH₂)=NOH, C₁ to C₃ perfluoroalkyl, C₁ to C₃ perfluoroalkoxy, -O(C₁ to C₄ alkyl), -O(C₁ to C₄ substituted alkyl), -SO₂-(C₁ to C₄ alkyl), -SO₂-(C₁ to C₄ substituted alkyl), -CO-(C₁ to C₄ alkyl), -CO-(C₁ to C₄ substituted alkyl), C₁ to C₄ alkyl, C₁ to C₄ substituted alkyl, -O-(CH₂)_n-aryl, -COO-(C₁ to C₄ alkyl), -COO-(C₁ to C₄ substituted alkyl), -CONH-(C₁ to C₃ alkyl), -CON-(C₁ to C₃ alkyl)₂, aryl, substituted aryl, heteroaryl, or substituted heteroaryl; and

q is 1 to 4.

12. The compound according to claim 1 of the structure:



wherein:

R₁₅ is (CH₂)_nCN, halogen, NO₂, -C(NH₂)=NOH, C₁ to C₃ perfluoroalkyl, C₁ to C₃ perfluoroalkoxy, -O(C₁ to C₄ alkyl), -O(C₁ to C₄ substituted alkyl), -SO₂-

(C₁ to C₄ alkyl), -SO₂-(C₁ to C₄ substituted alkyl), -CO-(C₁ to C₄ alkyl), -CO-(C₁ to C₄ substituted alkyl), C₁ to C₄ alkyl, C₁ to C₄ substituted alkyl, -O-(CH₂)_n-aryl, -COO-(C₁ to C₄ alkyl), -COO-(C₁ to C₄ substituted alkyl), -CONH-(C₁ to C₃ alkyl), -CON-(C₁ to C₃ alkyl)₂, aryl, substituted aryl, heteroaryl, or substituted heteroaryl; and

q is 1 to 4.

13. The compound according to any one of claims 9 to 12, wherein R₁₅ is CN, halogen, or NO₂.

14. The compound according to any one of claims 6 to 12, wherein R₁, R₂, R₅, and R₆ are independently H or C₁ to C₁₀ alkyl.

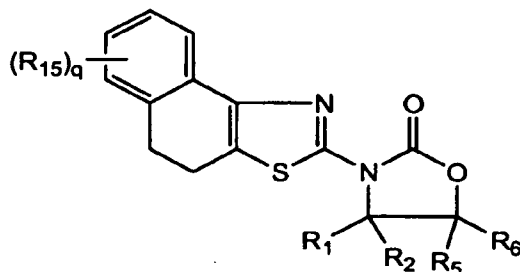
15. The compound according to any one of claims 6 to 12, wherein R₁ and R₂ are taken together to form a carbon-based 3 to 6 membered saturated ring.

16. The compound according to claim 1 which is 2-(4,4-Dimethyl-2-oxo-1,3-oxazolidin-3-yl)-4,5-dihydronaphtho[1,2-d][1,3]thiazole-7-carbonitrile.

17. The compound according to claim 1 which is 2-(4,4-Diethyl-2-oxo-1,3-oxazolidin-3-yl)-4,5-dihydronaphtho[1,2-d][1,3]thiazole-7-carbonitrile.

18. The compound according to claim 1 which is 2-(4,4-Dimethyl-2-oxo-1,3-oxazolidin-3-yl)naphtho[1,2-d][1,3]thiazole-7-carbonitrile.

19. A compound of the structure:



wherein:

R_1 , R_2 , R_5 and R_6 are independently H, C_1 to C_{10} alkyl, $-(CH_2)_n$ -aryl, $-(CH_2)_p$ -O- $(CH_2)_n$ -aryl, $-(CH_2)_n$ C(H) $_{3-p}$ (R_7) $_p$, $-(CH_2)_n$ COOR $_8$, or $-(CH_2)_p$ -O-R $_9$; or

R_1 , R_2 or R_5 , R_6 are taken together to form a carbon-based 3 to 6 membered saturated ring; or

R_1 or R_2 form a carbon-based 5 to 7 membered saturated ring with R_5 or R_6 ; or

R_1 or R_2 form a carbon-based 6-membered aromatic ring with R_5 or R_6 ;

R_7 is halogen;

R_8 is C_1 to C_6 alkyl;

R_9 is H, C_1 to C_6 alkyl, or C_1 to C_3 perfluoroalkyl;

R_{15} is $(CH_2)_n$ CN, halogen, NO_2 , $-C(NH_2)=NOH$, C_1 to C_3 perfluoroalkyl, C_1 to C_3 perfluoroalkoxy, $-O(C_1$ to C_4 alkyl), $-SO_2-(C_1$ to C_4 alkyl), $-CO-(C_1$ to C_4 alkyl), C_1 to C_4 alkyl, $-O-(CH_2)_n$ -aryl, $-COO-(C_1$ to C_4 alkyl), $-CONH-(C_1$ to C_3 alkyl), $-CON-(C_1$ to C_3 alkyl) $_2$, aryl, or heteroaryl;

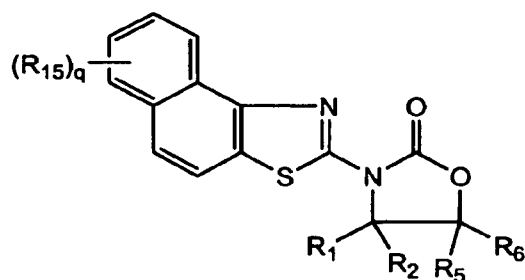
n is 0 to 3;

p is 1 to 3;

q is 1 to 4;

or a pharmaceutically acceptable salt, tautomer, metabolite, or prodrug thereof.

20. A compound of the structure:



wherein:

R_1 , R_2 , R_5 and R_6 are independently H, C_1 to C_{10} alkyl, $-(CH_2)_n$ -aryl, $-(CH_2)_p$ -O- $(CH_2)_n$ -aryl, $-(CH_2)_n$ C(H) $_{3-p}$ (R_7) $_p$, $-(CH_2)_n$ COOR $_8$, or $-(CH_2)_p$ -O-R $_9$; or

R_1 , R_2 or R_5 , R_6 are taken together to form a carbon-based 3 to 6 membered saturated ring; or

R_1 or R_2 form a carbon-based 5 to 7 membered saturated ring with R_5 or R_6 ; or

R_1 or R_2 form a carbon-based 6-membered aromatic ring with R_5 or R_6 ;

R_7 is halogen;

R_8 is C_1 to C_6 alkyl;

R_9 is H, C_1 to C_6 alkyl, or C_1 to C_3 perfluoroalkyl;

R_{15} is $(CH_2)_nCN$, halogen, NO_2 , $-C(NH_2)=NOH$, C_1 to C_3 perfluoroalkyl, C_1 to C_3 perfluoroalkoxy, $-O(C_1$ to C_4 alkyl), $-SO_2-(C_1$ to C_4 alkyl), $-CO-(C_1$ to C_4 alkyl), C_1 to C_4 alkyl, $-O-(CH_2)_n$ -aryl, $-COO-(C_1$ to C_4 alkyl), $-CONH-(C_1$ to C_3 alkyl), $-CON-(C_1$ to C_3 alkyl) $_2$, aryl, or heteroaryl;

n is 0 to 3;

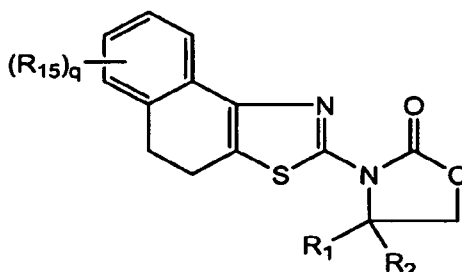
p is 1 to 3;

q is 1 to 4;

or a pharmaceutically acceptable salt, tautomer, metabolite, or prodrug thereof.

21. The compound according to claim 19 or 20, wherein R_1 , R_2 , R_5 and R_6 are independently H or C_1 to C_{10} alkyl.

22. A compound of the structure:



wherein:

R_1 and R_2 are independently H, C_1 to C_{10} alkyl, $-(CH_2)_n$ -aryl, $-(CH_2)_p$ -O- $(CH_2)_n$ -aryl, $-(CH_2)_nC(H)_{3-p}(R_7)_p$, $-(CH_2)_nCOOR_8$, or $-(CH_2)_p$ -O- R_9 ;

R_7 is halogen;

R_8 is C_1 to C_6 alkyl;

R_9 is H, C_1 to C_6 alkyl, or C_1 to C_3 perfluoroalkyl;

R_{15} is $(CH_2)_nCN$, halogen, NO_2 , $-C(NH_2)=NOH$, C_1 to C_3 perfluoroalkyl, C_1 to C_3 perfluoroalkoxy, $-O(C_1$ to C_4 alkyl), $-SO_2-(C_1$ to C_4 alkyl), $-CO-(C_1$ to C_4 alkyl), C_1 to C_4 alkyl, $-O-(CH_2)_n$ -aryl, $-COO-(C_1$ to C_4 alkyl), $-CONH-(C_1$ to C_3 alkyl), $-CON-(C_1$ to C_3 alkyl) $_2$, aryl, or heteroaryl;

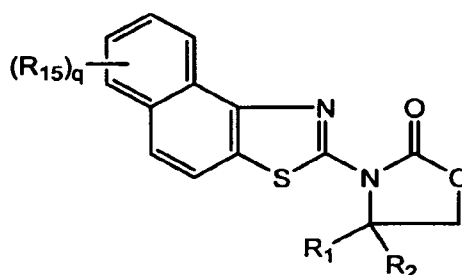
q is 1 to 4;

n is 0 to 3;

p is 1 to 3;

or a pharmaceutically acceptable salt, tautomer, metabolite, or prodrug thereof.

23. A compound of the structure:



wherein:

R_1 and R_2 are independently H, C_1 to C_{10} alkyl, $-(CH_2)_n$ -aryl, $-(CH_2)_p$ -O- $(CH_2)_n$ -aryl, $-(CH_2)_nC(H)_{3-p}(R_7)_p$, $-(CH_2)_nCOOR_8$, or $-(CH_2)_p$ -O- R_9 ;

R_7 is halogen;

R_8 is C_1 to C_6 alkyl;

R_9 is H, C_1 to C_6 alkyl, or C_1 to C_3 perfluoroalkyl;

R_{15} is $(CH_2)_nCN$, halogen, NO_2 , $-C(NH_2)=NOH$, C_1 to C_3 perfluoroalkyl, C_1 to C_3 perfluoroalkoxy, $-O(C_1$ to C_4 alkyl), $-SO_2-(C_1$ to C_4 alkyl), $-CO-(C_1$ to C_4 alkyl), C_1 to C_4 alkyl, $-O-(CH_2)_n$ -aryl, $-COO-(C_1$ to C_4 alkyl), $-CONH-(C_1$ to C_3 alkyl), $-CON-(C_1$ to C_3 alkyl) $_2$, aryl, or heteroaryl;

q is 1 to 4;

n is 0 to 3;

p is 1 to 3;

or a pharmaceutically acceptable salt, tautomer, metabolite, or prodrug thereof.

24. The compound according to claim 22 or 23, wherein R_1 and R_2 are independently H or C_1 to C_{10} alkyl.

25. A pharmaceutical composition comprising a compound of any one of claims 1 to 24 and a pharmaceutically acceptable carrier.

26. A method of contraception, treating or preventing fibroids, uterine leiomyomata, endometriosis, dysfunctional bleeding, uterine fibroids, and polycystic ovary syndrome, or providing hormone replacement therapy comprising administering to a female in need thereof a compound of any one of claims 1 to 24.

27. A method for treating or preventing hormone-dependent carcinomas, stimulating food intake, or synchronizing estrus comprising administering to mammal in need thereof a compound of any one of claims 1 to 24.

28. The method according to claim 27, wherein said carcinomas are selected from the group consisting of carcinomas of the endometrium, breast, uterine, ovarian and prostate cancer.

29. Use of a compound of any one of claims 1 to 24 in preparing a medicament.

30. Use of a compound of any one of claims 1 to 24 in preparing a medicament for administration to a mammal, wherein a pharmaceutically effective amount of said compound induces contraception, treats or prevents fibroids, uterine leiomyomata, endometriosis, dysfunctional bleeding, uterine fibroids, and polycystic ovary syndrome, or provides hormone replacement therapy.

31. Use of a compound of any one of claims 1 to 24 in preparing a medicament for administration to a mammal, wherein a pharmaceutically effective amount of said compound treats or prevents hormone-dependent carcinomas, stimulates food intake, or synchronizes estrus.

32. The use according to claim 31, wherein said carcinomas are selected from the group consisting of carcinomas of the endometrium, breast, uterine, ovarian and prostate cancer.