



US00D749895S

(12) **United States Design Patent**  
**Williams**

(10) **Patent No.:** **US D749,895 S**

(45) **Date of Patent:** **\*\* Feb. 23, 2016**

(54) **PROTECTIVE MICROWAVE COVERS**

(71) Applicant: **Hattie Williams**, Ocala, FL (US)

(72) Inventor: **Hattie Williams**, Ocala, FL (US)

(\*\*) Term: **14 Years**

(21) Appl. No.: **29/495,440**

(22) Filed: **Jul. 1, 2014**

(51) **LOC (10) CI.** ..... **07-02**

(52) **U.S. CI.**  
USPC ..... **D7/391**

(58) **Field of Classification Search**  
USPC ..... D7/391, 392, 392.1, 393, 397, 543, 566,  
D7/586, 629; D9/414, 424-432, 435,  
D9/451-452

CPC ..... A23L 1/0128; A47G 19/26; A47J 36/022;  
A47J 36/027; A47J 36/06; A47J 37/10;  
A47J 37/101; A47J 47/20; B65D 21/0209;  
B65D 43/00; B65D 43/02; B65D 43/022;  
B65D 43/161; B65D 43/162; B65D 45/00;  
B65D 45/16; B65D 45/18; B65D 51/16;  
B65D 51/1683; B65D 51/1688; B65D  
51/1694; B65F 1/1615; H05B 6/6408

See application file for complete search history.

219/725

6,658,668 B2 12/2003 Newcomb

6,803,552 B1 \* 10/2004 Irizarry ..... H05B 6/6408  
219/732

7,244,915 B2 \* 7/2007 Wright ..... A47J 36/022  
219/734

D553,912 S \* 10/2007 Frank ..... D7/500

7,414,229 B2 \* 8/2008 Hellmann ..... A47J 36/027  
219/725

D593,806 S \* 6/2009 Scherer ..... D7/566

D618,514 S \* 6/2010 Wolhendler ..... D7/586

D656,790 S \* 4/2012 Clarichetti ..... D7/566

D661,949 S \* 6/2012 Geraghty ..... D7/566

D675,064 S \* 1/2013 Mayer ..... D7/543

2004/0164074 A1 8/2004 Newton

2004/0174028 A1 9/2004 O'Bannon

2004/0217113 A1 11/2004 Dancu

2004/0224059 A1 11/2004 Esparza

2008/0092262 A1 4/2008 Carr

**FOREIGN PATENT DOCUMENTS**

CA 2381435 10/2003

JP 2005006793 11/2006

\* cited by examiner

*Primary Examiner* — Ricky Pham

(57) **CLAIM**

I claim the ornamental design for the protective microwave covers, as shown and described.

**DESCRIPTION**

FIG. 1 is a front elevational view of the protective microwave covers showing my new design; the rear and side views being the same thereof;

FIG. 2 is a top view of the claimed design.

FIG. 3 is a bottom view of the claimed design; and,

FIG. 4 is a perspective view of the claimed design.

**1 Claim, 4 Drawing Sheets**

(56) **References Cited**

**U.S. PATENT DOCUMENTS**

2,033,285 A \* 3/1936 Harvey ..... A47J 47/20  
210/541

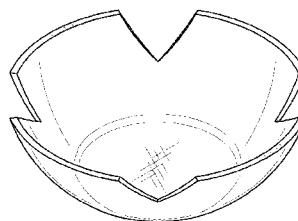
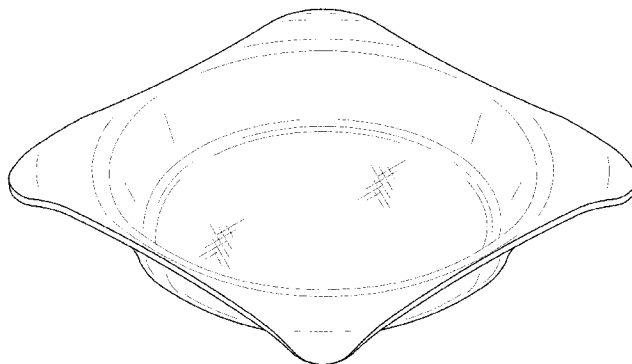
D148,891 S \* 3/1948 Suman ..... D7/566

4,721,140 A \* 1/1988 Coker ..... A47G 19/26  
150/154

4,801,773 A 1/1989 Hanlon

5,414,248 A 5/1995 Phillips

6,093,920 A \* 7/2000 Beckwith ..... A23L 1/0128



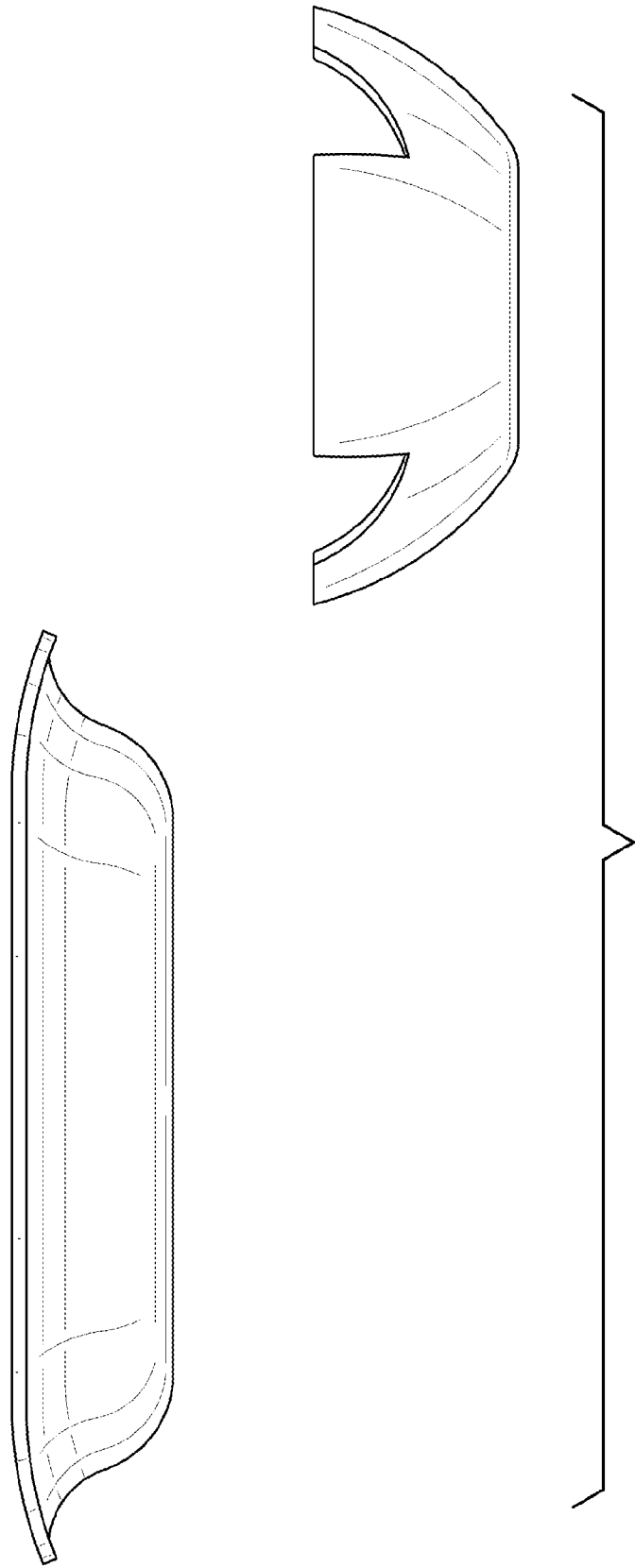


FIG. 1

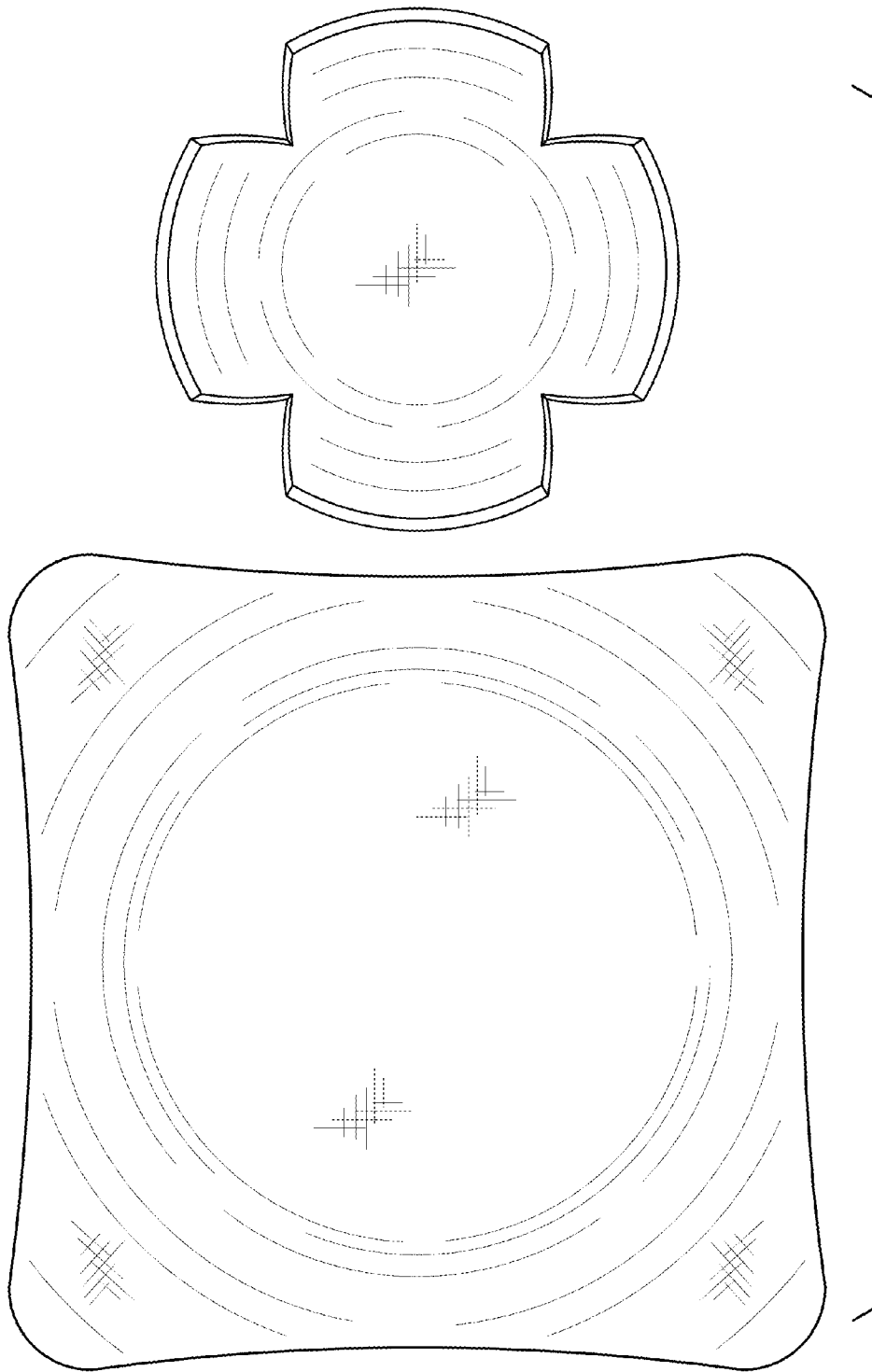


FIG. 2

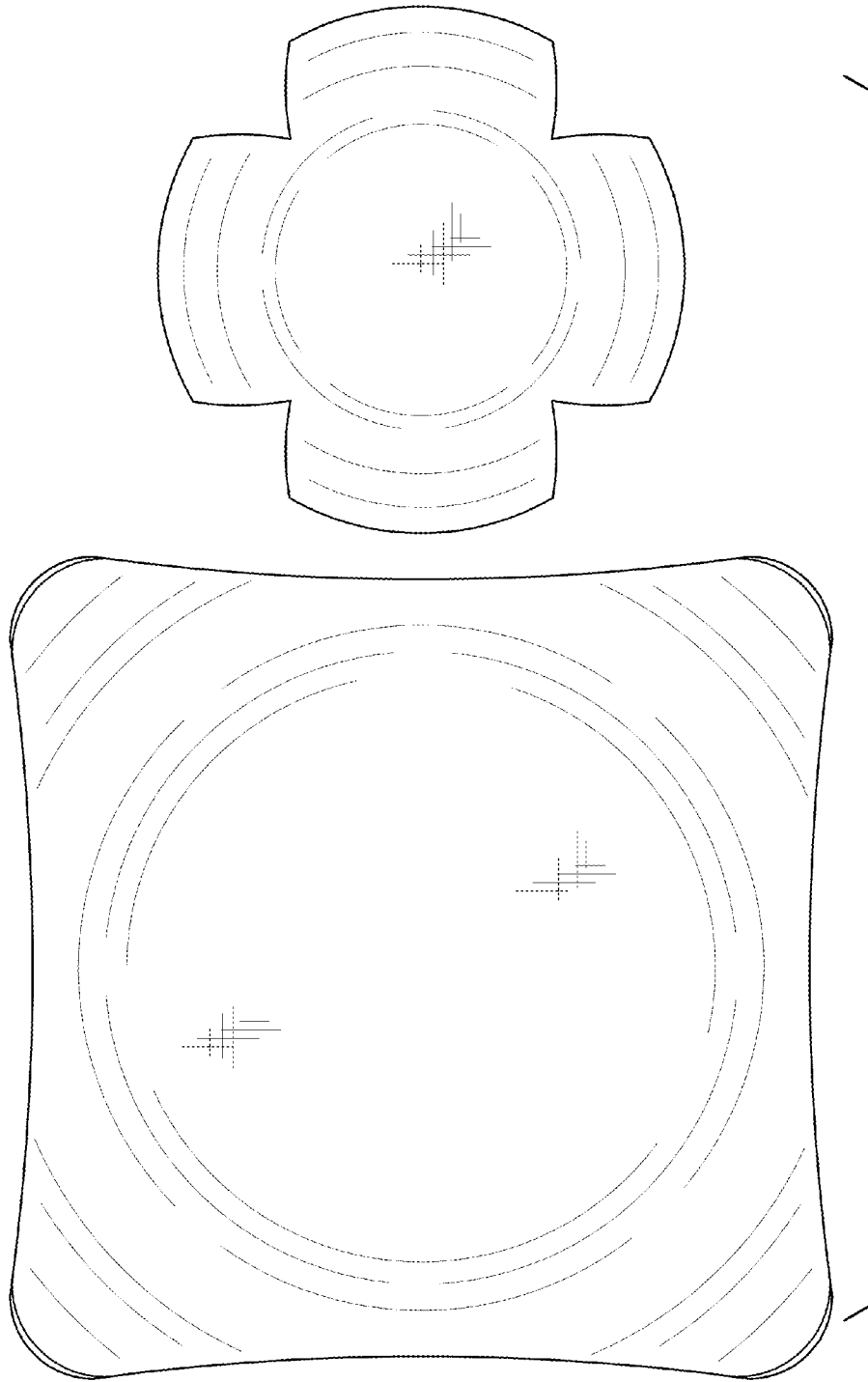


FIG. 3

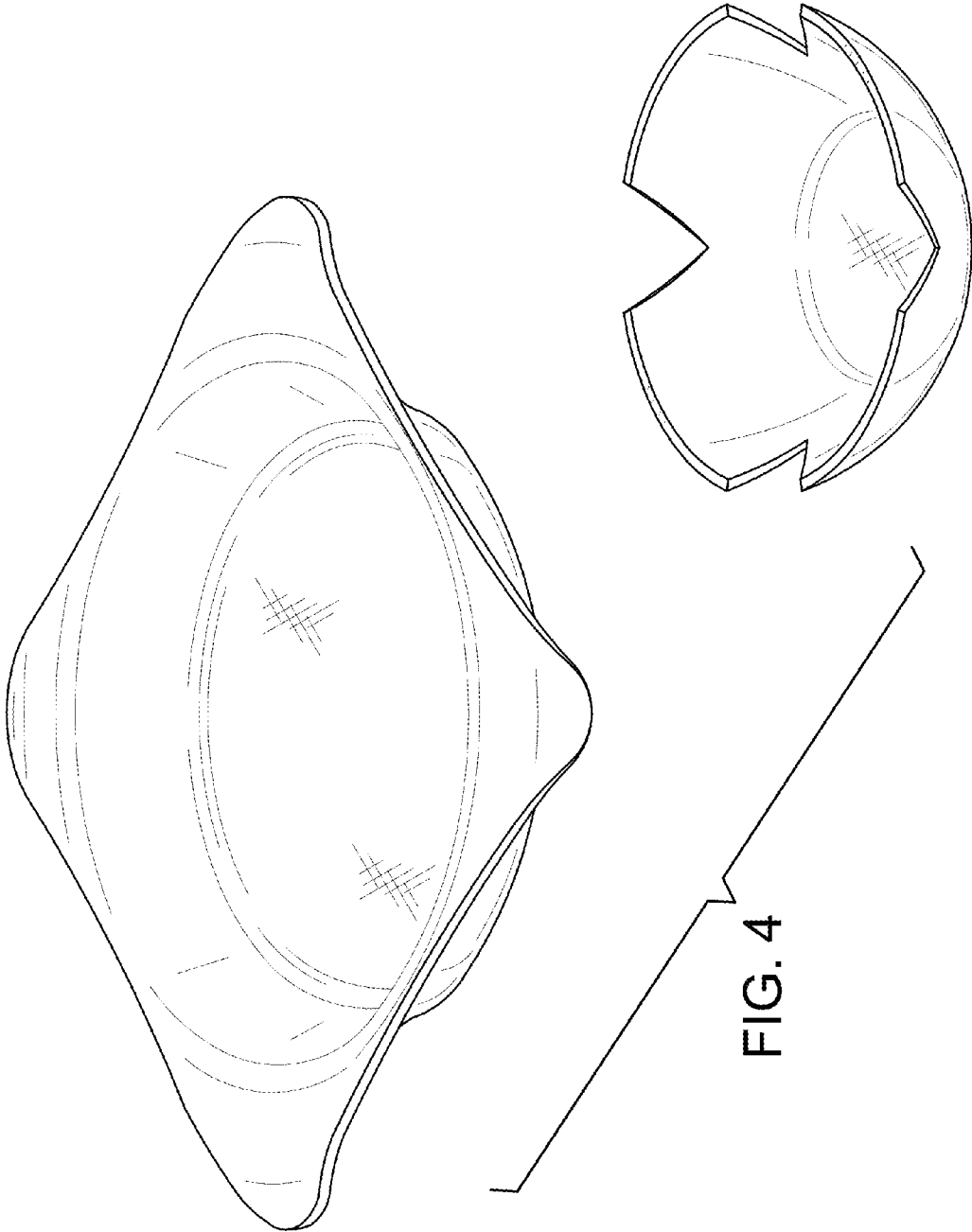


FIG. 4