

[54] LIGHTING FIXTURE

[75] Inventor: Michael T. Jankowski, Stiphout, Netherlands

[73] Assignee: U.S. Philips Corporation, New York, N.Y.

[**] Term: 14 Years

[21] Appl. No.: 293,809

[22] Filed: Aug. 17, 1981

[30] Foreign Application Priority Data

Mar. 17, 1981 [XB] Benelux 55570-02

[51] Int. Cl. D26-05

[52] U.S. Cl. D26/63; D26/107

[58] Field of Search D26/24, 61-66, D26/93-112; 362/297, 287, 285, 309, 310, 311, 269, 263, 410-414

[56] References Cited

U.S. PATENT DOCUMENTS

D. 147,900	11/1947	Fanelli	D26/60
D. 151,855	11/1948	Nitardy	D26/65
D. 223,504	4/1972	Ishikawa	D26/109
D. 223,506	4/1972	Ishikawa	D26/107 X
D. 223,547	5/1972	Ohwa	D26/107

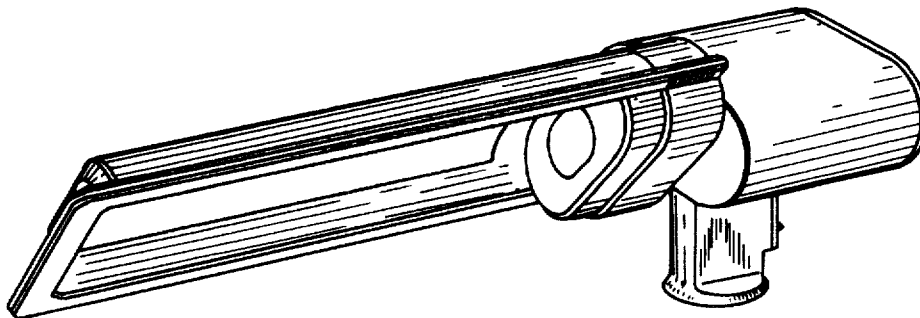
Primary Examiner—Susan J. Lucas
Attorney, Agent, or Firm—Rolf E. Schneider

[57] CLAIM

The ornamental design for a lighting fixture, as shown and described.

DESCRIPTION

FIG. 1 is a top front and right side perspective view of a lighting fixture showing my new design, FIG. 2 is a top, front and right side perspective view with the revolving reflector fitting placed in a different position, FIG. 3 is a right side elevational view thereof, the left side being a mirror image, FIG. 4 is a top plan view thereof, FIG. 5 is a bottom plan view thereof, FIG. 6 is a front elevational view thereof, and, FIG. 7 is a rear elevational view thereof.



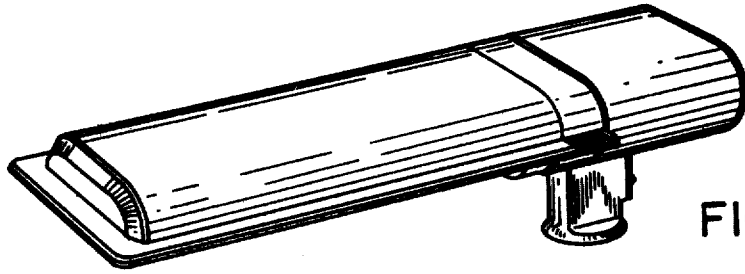


FIG. 1




FIG. 2




FIG. 3

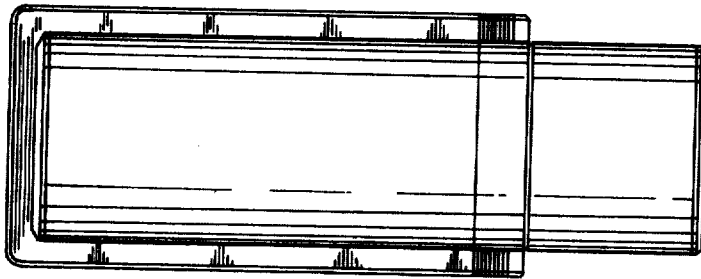


FIG. 4

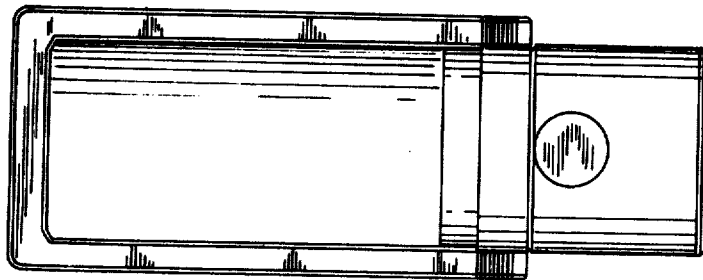


FIG. 5




FIG. 6




FIG. 7