



US00D499782S

(12) **United States Design Patent** (10) **Patent No.:** **US D499,782 S**
Stites et al. (45) **Date of Patent:** **** Dec. 14, 2004**

(54) **PORTION OF A GOLF CLUB HEAD FOR A PUTTER**

(75) Inventors: **John T. Stites**, Weatherford, TX (US);
David N. Franklin, Granbury, TX (US); **Carl L. Madore**, Portland, OR (US)

(73) Assignee: **Nike, Inc.**, Beaverton, OR (US)

(**) Term: **14 Years**

(21) Appl. No.: **29/203,562**

(22) Filed: **Apr. 16, 2004**

(51) **LOC (7) Cl.** **21-02**

(52) **U.S. Cl.** **D21/759**

(58) **Field of Search** D21/736-746,
D21/759; 473/324-331, 251-256, 340,
341

(56) **References Cited**

U.S. PATENT DOCUMENTS

D234,960 S	4/1975	Swash
D234,962 S	4/1975	Swash
D235,668 S	7/1975	Swash
D268,691 S	4/1983	Collins
D316,129 S	4/1991	Bryson
D320,251 S	9/1991	Mermillod
D320,638 S	10/1991	Mermillod
5,174,573 A	12/1992	Desbiolles et al.
D334,039 S	3/1993	Tanaka
D349,319 S	8/1994	Bayer
D364,666 S	11/1995	Nagy
D364,907 S	12/1995	Estridge et al.
D372,752 S	8/1996	Raudman
D380,030 S	6/1997	Altman
D388,853 S	1/1998	Minami
D389,539 S	1/1998	Moore
D391,612 S	3/1998	Moore
5,820,481 A	10/1998	Raudman
5,830,078 A	11/1998	McMahan

D410,056 S	*	5/1999	McMahan	D21/744
D424,145 S		5/2000	Minami		
D430,631 S		9/2000	Garcia		
D437,017 S		1/2001	Ford		
6,319,146 B1		11/2001	Mills		
6,350,208 B1		2/2002	Ford		
D485,592 S		1/2004	Hettinger et al.		
D485,880 S		1/2004	Madore et al.		

OTHER PUBLICATIONS

Edwin Watts Golf Shops Catalog Summer 1998 p. 33, dated Summer 1998.

Edwin Watts Golf Catalog Jan. 2002 p. 5, dated Jan. 2002.

Edwin Watts Golf Catalog Father's Day 2003 pp. 10, 21, dated Father's Day 2003.

Edwin Watts Golf Catalog Jan. 2004 p. 24, dated Jan. 2004.

Edwin Watts Golf Catalog Spring 2004 pp. 19, 46, dated Spring 2004.

* cited by examiner

Primary Examiner—Mitchell Siegel

(74) *Attorney, Agent, or Firm*—Banner & Witcoff, Ltd.

(57) **CLAIM**

The ornamental design for a portion of a golf club head for a putter, as shown and described.

DESCRIPTION

FIG. 1 is a perspective view of a portion of a golf club head for a putter showing our new design;

FIG. 2 is a top view thereof;

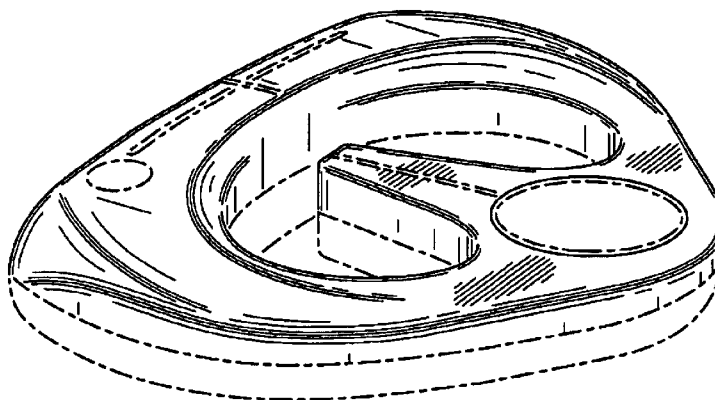
FIG. 3 is a toe side view thereof;

FIG. 4 is a heel side view thereof; and,

FIG. 5 is a rear view thereof.

The broken line showing immediately adjacent the shaded portion forms an unclaimed boundary of the design. The broken line showing of various features and the remainder of the golf club head for a putter form no part of the claimed design.

1 Claim, 2 Drawing Sheets



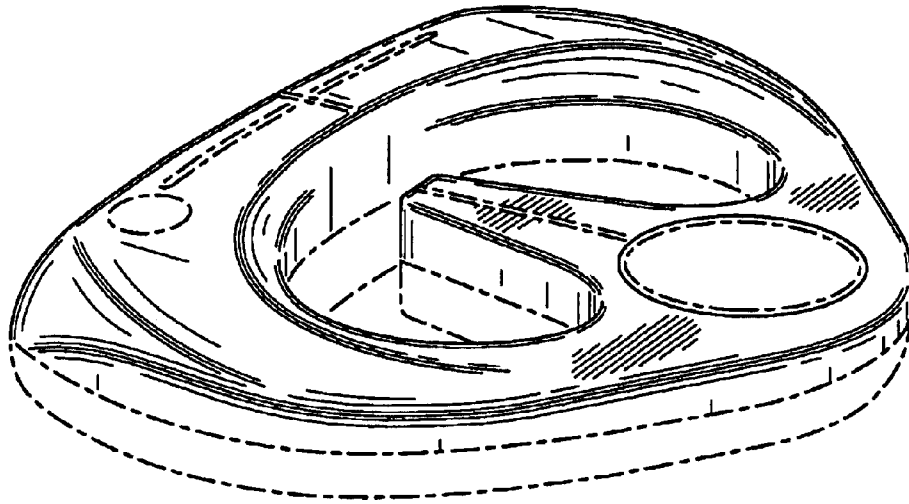


FIG. 1

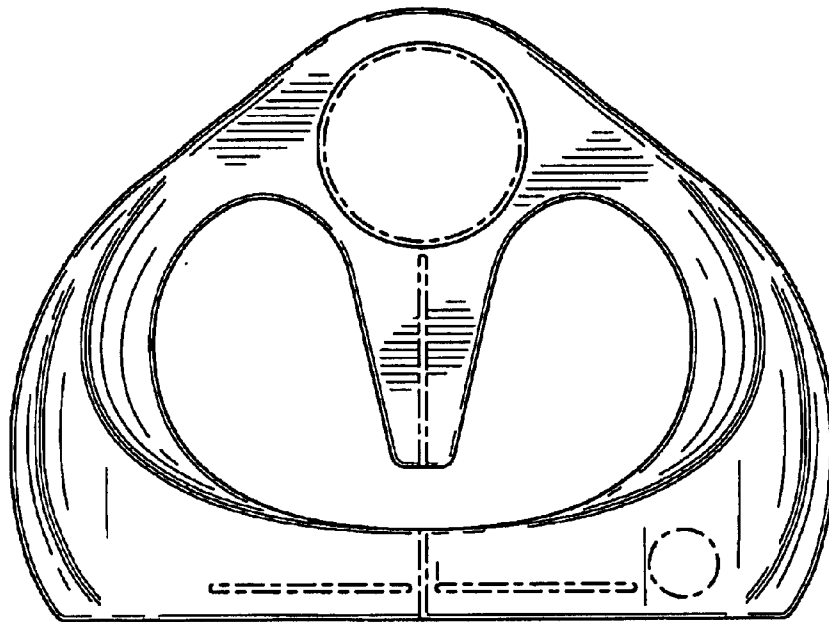


FIG. 2




FIG. 3

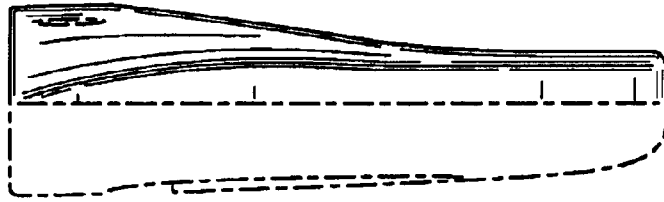


FIG. 4

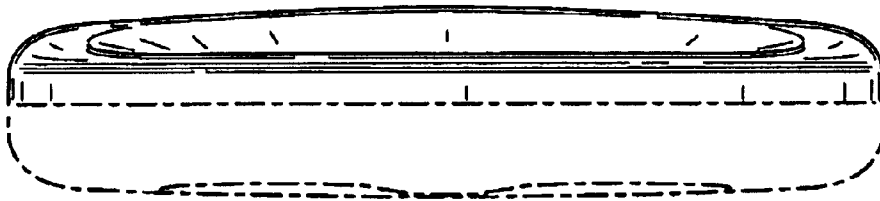


FIG. 5