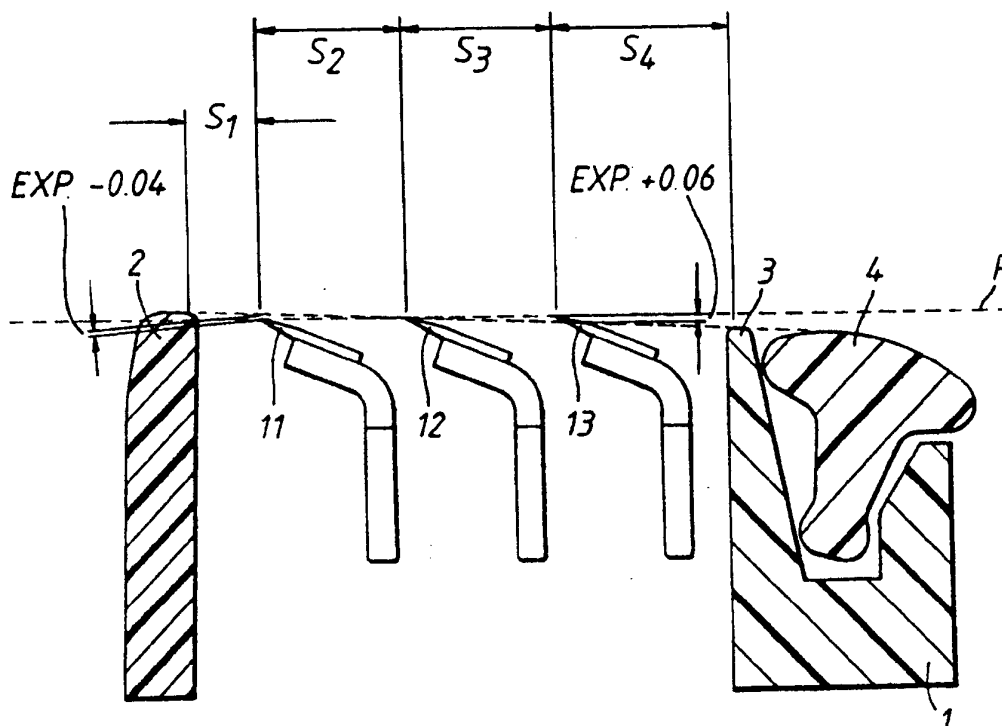




INTERNATIONAL APPLICATION PUBLISHED UNDER THE PATENT COOPERATION TREATY (PCT)

(51) International Patent Classification ⁵: B26B 21/00	A1	(11) International Publication Number: WO 95/09071 (43) International Publication Date: 6 April 1995 (06.04.95)
(21) International Application Number: PCT/US94/10717 (22) International Filing Date: 22 September 1994 (22.09.94) (30) Priority Data: 9320058.2 29 September 1993 (29.09.93) GB (71) Applicant (for all designated States except US): THE GILLETTE COMPANY [US/US]; Prudential Tower Building, Boston, MA 02199 (US). (72) Inventors; and (75) Inventors/Applicants (for US only): GILDER, Bernard [GB/GB]; 51 Lincoln Gardens, Twyford, Berkshire RG10 9HU (GB). TERRY, John, Charles [GB/GB]; 131 Over-down Road, Tilehurst, Reading, Berkshire RG3 6NN (GB). (74) Agent: GALLOWAY, Peter, D.; Ladas & Parry, 26 West 61st Street, New York, NY 10023 (US).		(81) Designated States: AM, AT, AU, BB, BG, BR, BY, CA, CH, CN, CZ, DE, DK, EE, ES, FI, GB, GE, HU, JP, KE, KG, KP, KR, KZ, LK, LR, LT, LU, LV, MD, MG, MN, MW, NL, NO, NZ, PL, PT, RO, RU, SD, SE, SI, SK, TJ, TT, UA, US, UZ, VN, European patent (AT, BE, CH, DE, DK, ES, FR, GB, GR, IE, IT, LU, MC, NL, PT, SE), OAPI patent (BF, BJ, CF, CG, CI, CM, GA, GN, ML, MR, NE, SN, TD, TG), ARIPO patent (KE, MW, SD, SZ). Published <i>With international search report.</i>

(54) Title: SAFETY RAZORS**(57) Abstract**

In a safety razor blade unit having three blades, the leading blade (11) has a negative exposure, the third blade (13) has a positive exposure, and the exposure of the second blade is not less than the exposure of the leading blade and not greater than the exposure of the third blade.

FOR THE PURPOSES OF INFORMATION ONLY

Codes used to identify States party to the PCT on the front pages of pamphlets publishing international applications under the PCT.

AT	Austria	GB	United Kingdom	MR	Mauritania
AU	Australia	GE	Georgia	MW	Malawi
BB	Barbados	GN	Guinea	NE	Niger
BE	Belgium	GR	Greece	NL	Netherlands
BF	Burkina Faso	HU	Hungary	NO	Norway
BG	Bulgaria	IE	Ireland	NZ	New Zealand
BJ	Benin	IT	Italy	PL	Poland
BR	Brazil	JP	Japan	PT	Portugal
BY	Belarus	KE	Kenya	RO	Romania
CA	Canada	KG	Kyrgyzstan	RU	Russian Federation
CF	Central African Republic	KP	Democratic People's Republic of Korea	SD	Sudan
CG	Congo	KR	Republic of Korea	SE	Sweden
CH	Switzerland	KZ	Kazakhstan	SI	Slovenia
CI	Côte d'Ivoire	LI	Liechtenstein	SK	Slovakia
CM	Cameroon	LK	Sri Lanka	SN	Senegal
CN	China	LU	Luxembourg	TD	Chad
CS	Czechoslovakia	LV	Latvia	TG	Togo
CZ	Czech Republic	MC	Monaco	TJ	Tajikistan
DE	Germany	MD	Republic of Moldova	TT	Trinidad and Tobago
DK	Denmark	MG	Madagascar	UA	Ukraine
ES	Spain	ML	Mali	US	United States of America
FI	Finland	MN	Mongolia	UZ	Uzbekistan
FR	France			VN	Viet Nam
GA	Gabon				

- 1 -

SAFETY RAZORS

This invention is concerned with safety razors, and relates in particular to safety razors having blade units with a plurality of blades defining parallel sharpened edges arranged to pass in turn over a skin surface being shaved. As well known in the art blade units may be permanently attached to a razor handle or take the form of detachable cartridges intended to be replaced when the blade edges have become dulled. In either type of razor the blade unit may be fixed in position on the handle or pivotable about an axis parallel to the blade edges. The invention disclosed herein is applicable to all these forms of blade unit.

Safety razors having blade units with two blades have in recent years been sold in very large numbers and are generally acknowledged to give a better quality of shave, especially in terms of closeness, than single bladed razors. Furthermore, over the years there have been many written proposals to provide safety razors with several blades. A blade unit having many blades can produce a closer shave than a similar blade unit with only one or two blades. However, closeness of shave

- 2 -

obtained is only one parameter by which razor users judge the performance of a razor. Adding extra blades can have a serious detrimental influence on other blade unit characteristics, most notably the drag forces experienced when the blade unit is moved over the skin, with the consequence that the overall performance of the blade unit can be markedly inferior despite a closer shave being obtainable. As a result, to our knowledge no razors with blade units incorporating more than two blades have been successfully marketed to date.

It has been found that with a blade unit comprising three blades, the frictional drag forces can be kept at an acceptable level while allowing an improved shaving efficiency, by setting the blades relative to each other and to guard and cap surfaces positioned in front of and behind the blade edges, according to a particular geometrical disposition. Thus, in accordance with the present invention there is provided a safety razor blade unit comprising a guard, a cap and a group of three blades with parallel sharpened edges located between the guard and cap, the first blade defining the edge nearest the guard having an exposure not greater than zero, and the third blade defining the blade nearest the cap having an exposure not less than zero.

The invention is not limited to blade units in which the blades are rigidly mounted in fixed position relative to the guard and/or cap. If the blades are capable of movement then the geometric parameters stipulated herein are those which apply when the blades are in their normal rest positions.

The blade exposure is defined to be

- 3 -

the perpendicular distance or height of the blade edge measured with respect to a plane tangential to the skin contacting surfaces of the blade unit elements next in front of and next behind the edge. Therefore, for the three-bladed blade unit of the invention, the exposure of the first or primary blade is measured with reference to a plane tangential to the guard and the edge of the second blade, and the exposure of the third or tertiary blade is measured with reference to a plane tangential to the edge of the second blade and the cap.

It is preferred that the primary blade has a negative exposure, i.e. is located below the relevant tangent plane, and the tertiary blade a positive exposure, i.e. is located above the relevant tangent plane. This arrangement has the effect of tending to equalise the work performed by the respective blades, since in a multiple blade razor the leading blade has a tendency to do most of the work. Of course the exposure of the primary blade must not be so low that it will not make effective contact with the skin surface being shaved. The minimum acceptable exposure will be influenced by other blade unit dimensions, such as the distance from the skin engaging surface of the guard to the edge, i.e. "the span" of the primary blade. As referred to herein, "the span" means the distance from the blade edge to the skin contacting element immediately in front of that edge as measured along a tangent line extending between the said element and the blade edge. Assuming the span is not large, i.e. not more than about 1.5mm, an exposure not less than -0.2mm is satisfactory for the primary blade. For a span of about 0.7mm an exposure of about

- 4 -

-0.04mm has been found to be very appropriate for the primary blade. With the exposure of the primary blade being not greater than zero, the span should not be very small and a minimum span of about 0.5mm is therefore proposed. It is beneficial for the primary blade span to be smaller than, e.g. approximately half the span between the edges of the primary and secondary blades and the span between the secondary and tertiary blades.

Similarly, practical limitations will establish a maximum acceptable exposure for the tertiary blade. It should not be so great that the tertiary blade carries too high a risk of cutting the skin, for example. It is believed a maximum exposure of around +0.2mm will ensure satisfactory results. An appropriate span for the tertiary blade is in the range of 1.0 to 2.0mm, which is also applicable to the second blade.

The exposure of the second or secondary blade is preferably not less than the exposure of the primary blade and not greater than the exposure of the tertiary blade. A steadily increasing blade exposure has been found most effective. Therefore, the value of the exposure of the secondary blade is ideally approximately half way between the exposure values for the primary and tertiary blades, and very satisfactory test results have been obtained with all three blade edges lying in a common plane. In most embodiments a secondary blade exposure substantially equal to zero will be very satisfactory. We recommend that the tertiary blade exposure be a positive value equal in magnitude to the negative exposure of the primary blade.

- 5 -

Another factor which can influence drag forces associated with the blades is the shaving angle, i.e. the angle between a plane bisecting the blade tip and the plane with respect to which the blade exposure is measured. However, the blade shaving angles are not critical and values within a broad range are acceptable, for example 19-28°. It is not necessary for all three blades to have the same shaving angles, and the most effective values may depend on the span and exposure selected for each blade.

With a three-bladed safety razor blade unit having the blades disposed as specified herein we have found an enhanced overall shaving performance in comparison to a two-bladed razor.

Some specific embodiments of the invention are described below with reference to the accompanying drawings in which:-

Figure 1 shows a schematic representation of a transverse cross-section through one exemplary embodiment of the invention; and

Figure 2 shows a schematic representation of a transverse cross-section through the preferred embodiment of the invention.

In each of Figures 1 and 2 there is illustrated a safety razor blade unit intended to be mounted on a razor handle. The blade unit may be permanently attached to the handle, e.g. in a disposable razor, or may be formed as a cartridge adapted to be mounted releasably to the handle. In either case the handle forms no part of the present invention and it does not need to be described further.

Each of the illustrated blade units

- 6 -

has a frame 1 defining a guard 2 and a cap 3.
As shown the cap comprises a lubricating strip 4
mounted on the frame. The strip may be of a
form well known in the art. Carried by the
5 frame are primary, secondary and tertiary blades
11,12,13 having parallel sharpened edges. The
blades may be supported firmly by the frame to
remain substantially fixed in the positions in
which they are depicted (subject to any
10 resilient deformation which the blades undergo
under the forces applied against the blades
during shaving). Alternatively the blades may
be supported for limited movement against spring
restoring forces, e.g. in a downward direction
15 as viewed in the drawings. The basic
construction and assembly of the blade units may
be conventional, the novel aspects of the
present invention residing in the provision of
three blades set in the blade unit set in
20 particular dispositions with respect to each
other and the guard and cap.

In the blade unit of Figure 1, the
edges of all three blades lie in a common plane
P, which plane is also tangential to the skin
25 engaging surfaces of the guard and the cap and
which therefore constitutes the "exposure plane"
with respect to which the blade exposures are
specified. In fact the exposure is equal to
zero for each of the three blades 11,12,13. The
30 span S_1 of the primary blade 11 is from 0.5 to
1.5mm and is preferably substantially equal to
0.70mm. The span S_2 of the secondary blade 12
and the span S_3 of the tertiary blade 13 have
values in the range of 1.0 to 2.0mm. They are
35 shown equal with a value substantially equal to
1.50mm. The edge of the tertiary blade is at a
distance S_4 substantially equal to 1.80mm in

- 7 -

front of the cap. To the extent that the primary blade has zero exposure and the tertiary blade also has zero exposure, this embodiment shows an arrangement in which the exposure values of both blades are at the limit proposed according to the present invention. Nonetheless the blade unit will produce very good shaving results in terms of closeness of shave achieved with an acceptable overall performance taking into account all shaving characteristics.

As illustrated in Figure 1, all three blades have the same shaving angle A, but this is not essential. A more favourable blade arrangement is shown in Figure 2. The spans S_1, S_2, S_3 and S_4 are the same as those mentioned above for Figure 1. The primary blade in this embodiment has an exposure of -0.04mm , the exposure of the secondary blade 12 is zero, the edges of all three blades lying in a common plane P as in Figure 1, and the exposure of the tertiary blade 13 is $+0.06\text{mm}$. Thus, there is a progressive increase in blade exposure from the leading blade 11 to the trailing blade 13.

With the embodiments of the invention the blade related drag forces to which the blade unit is subjected in use are reduced by choice of the blade exposure values, but at the same time it is ensured that an enhanced shaving efficiency is secured due to there being three sharpened blades.

- 8 -

C L A I M S

1. A safety razor blade unit comprising a guard, a cap, and a group of three blades with parallel sharpened edges located between the guard and cap, the first blade defining the edge nearest the guard having an exposure not greater than zero, and the third blade defining the edge nearest the cap having an exposure of not less than zero.
2. A safety razor blade unit according to claim 1, wherein the exposure of the first blade has a negative value and is not less than -0.2mm.
3. A safety razor blade unit according to claim 2, wherein the span between the first blade edge and the guard is in the range of 0.5mm to 1.5mm.
4. A safety razor blade unit according to claim 1, wherein the exposure of the first blade is substantially equal to -0.04mm.
5. A safety razor blade unit according to claim 1, wherein the exposure of the third blade has a positive value not greater than +0.2mm.
6. A safety razor blade unit according to claim 1, wherein the span between the edge of the third blade and the edge of the second blade is in the range of 1.0 to 2.0mm.
7. A safety razor blade unit according to claim 1, wherein the span between the edge of the second blade and the edge of the first blade is in the range of 1.0 to 2.0mm.
8. A safety razor blade unit according to claim 1, wherein the span between the edges of the first and second blades and/or between the edges of the second and third blades is substantially equal to 1.5mm.
9. A safety razor blade unit according to

- 9 -

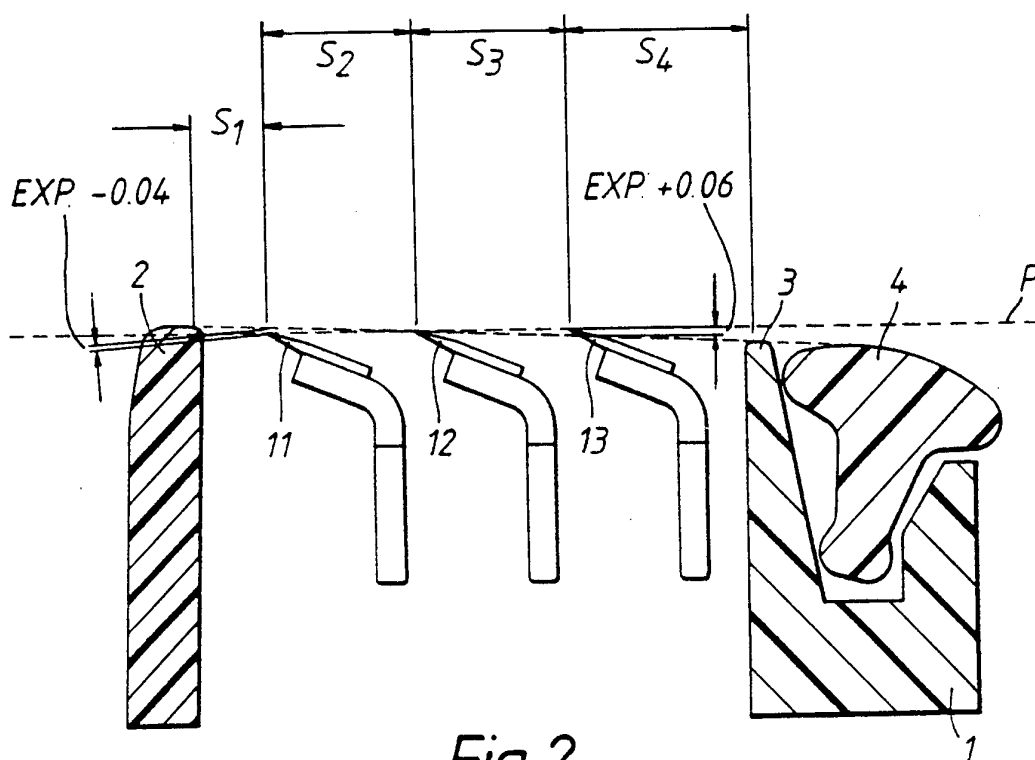
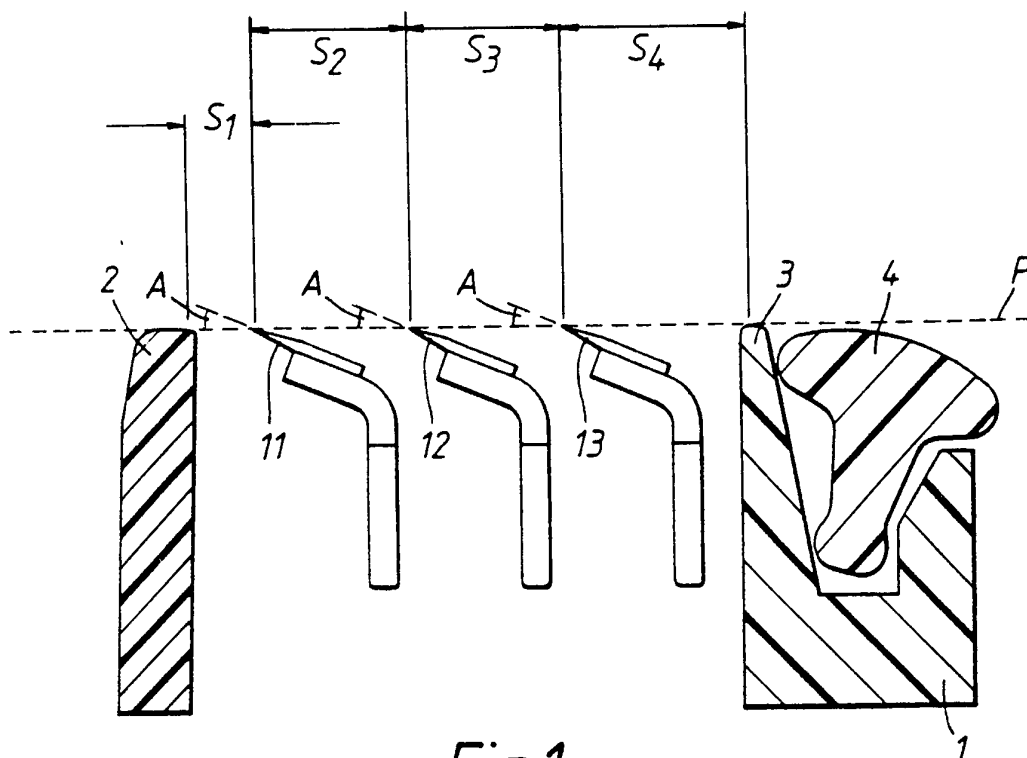
claim 1, wherein the second blade has an exposure not less than the exposure of the first blade and not greater than the exposure of the third blade.

5 10. A safety razor blade unit according to claim 9, wherein the exposure of the second blade is substantially equal to zero.

10 11. A safety razor blade unit according to claim 1, wherein the exposure of the third blade has a positive value substantially equal in magnitude to the negative value of the exposure of the first blade.

15 12. A safety razor blade unit according to any one of claims 1 to 11, wherein the span between the first blade edge and the guard is substantially smaller than the span between the edges of the first and second blades and the span between the edges of the second and third blades.

1/1



INTERNATIONAL SEARCH REPORT

International application No.
PCT/US94/10717**A. CLASSIFICATION OF SUBJECT MATTER**

IPC(5) : B26B 21/00

US CL :30/50

According to International Patent Classification (IPC) or to both national classification and IPC

B. FIELDS SEARCHED

Minimum documentation searched (classification system followed by classification symbols)

U.S. : 30/50, 32

Documentation searched other than minimum documentation to the extent that such documents are included in the fields searched

Electronic data base consulted during the international search (name of data base and, where practicable, search terms used)

C. DOCUMENTS CONSIDERED TO BE RELEVANT

Category*	Citation of document, with indication, where appropriate, of the relevant passages	Relevant to claim No.
X	US, A, 1,920,711 (PELIZZOLA) 01 August 1933, see figure 1	1,9,10
Y	US, A, 3,786,563 (DORION, JR. ET AL.) 22 January 1974, see figure 5.	3,5-8,12
Y	US, A, 4,146,958 (CHEN ET AL.) 03 April 1979, see figure 5	2,4
A	US, A, 2,487,886 (MCCUNE) 15 November 1949, see figure 1	1-12
A	US, A, 3,842,502 (HAGAN) 22 October 1974, see figure 3	1-12
A	US, A, 4,932,122 (SHURLAND ET AL.) 12 June 1990, see figure 4	1-12



Further documents are listed in the continuation of Box C.



See patent family annex.

* Special categories of cited documents:	"T" Later document published after the international filing date or priority date and not in conflict with the application but cited to understand the principle or theory underlying the invention
"A" document defining the general state of the art which is not considered to be part of particular relevance	"X" document of particular relevance; the claimed invention cannot be considered novel or cannot be considered to involve an inventive step when the document is taken alone
"E" earlier document published on or after the international filing date	"Y" document of particular relevance; the claimed invention cannot be considered to involve an inventive step when the document is combined with one or more other such documents, such combination being obvious to a person skilled in the art
"L" document which may throw doubts on priority claim(s) or which is cited to establish the publication date of another citation or other special reason (as specified)	"&" document member of the same patent family
"O" document referring to an oral disclosure, use, exhibition or other means	
"P" document published prior to the international filing date but later than the priority date claimed	

Date of the actual completion of the international search

08 NOVEMBER 1994

Date of mailing of the international search report

18 NOV 1994

Name and mailing address of the ISA/US
Commissioner of Patents and Trademarks
Box PCT
Washington, D.C. 20231

Facsimile No. (703) 305-3230

Authorized officer

KEN PETERSON

Telephone No. (703) 308-1148

INTERNATIONAL SEARCH REPORT

International application No.
PCT/US94/10717

C (Continuation). DOCUMENTS CONSIDERED TO BE RELEVANT

Category*	Citation of document, with indication, where appropriate, of the relevant passages	Relevant to claim No.
A	US, A, 5,067,238 (MILLER ET AL.) 26 November 1991, see figure 9	1-12