



US00D346913S

United States Patent [19]

[11] Patent Number: Des. 346,913

Lechman et al.

[45] Date of Patent: ** May 17, 1994

[54] DESK

[57] CLAIM

[75] Inventors: John N. Lechman; Thomas Wegman, both of Effingham, Ill.

The ornamental design for a desk, as shown and described.

[73] Assignee: Nova Office Furniture, Inc., Effingham, Ill.

DESCRIPTION

[**] Term: 14 Years

FIG. 1 is a rear perspective view of a desk showing our new design;

[21] Appl. No.: 714,179

FIG. 2 is a right rear elevational view thereof;

[22] Filed: Jun. 11, 1991

FIG. 3 is a top plan view thereof;

[52] U.S. Cl. D6/427

FIG. 4 is a left rear elevational view thereof;

[58] Field of Search D6/421-428,

FIG. 5 is a right front elevational view thereof;

D6/480, 484; 312/194-196; 108/59, 60, 92

FIG. 6 is a left front elevational view thereof;

[56] References Cited

FIG. 7 is a rear perspective view of a second embodiment of the desk shown in FIG. 1.

U.S. PATENT DOCUMENTS

- D. 99,564 5/1936 Talbert D6/428
- D. 273,449 4/1984 Wiczorek D6/426
- D. 279,846 7/1985 Esslinger D6/484 X
- D. 329,551 9/1992 Lechman D6/422
- 3,533,362 10/1970 Thompson 312/195 X
- 4,345,803 8/1982 Heck 312/194

FIG. 8 is a left rear elevational view thereof;

FIG. 9 is a top plan view thereof;

FIG. 10 is a right rear elevational view thereof;

FIG. 11 is a right front elevational view thereof;

FIG. 12 is a left front elevational view thereof;

FIG. 13 is a rear perspective view of a third embodiment of the desk shown in FIG. 1;

FIG. 14 is a right rear elevational view thereof;

FIG. 15 is a top plan view thereof;

FIG. 16 is a left rear elevational view thereof;

FIG. 17 is a left front elevational view thereof;

FIG. 18 is a right front elevational view thereof;

FIG. 19 is a perspective view of fourth embodiment of the desk shown in FIG. 1;

FIG. 20 is left rear elevational view thereof;

FIG. 21 is a top plan view thereof;

FIG. 22 is a right rear elevational view thereof;

FIG. 23 is a right front elevational view thereof; and,

FIG. 24 is a left front elevational view thereof.

OTHER PUBLICATIONS

OPD, May 1984, p. 80; top corner desk on page.

Primary Examiner—Carmen H. Vales-Lado
Attorney, Agent, or Firm—Olson & Hierl, Ltd.

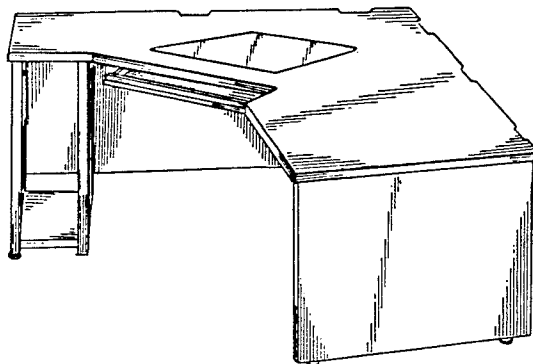
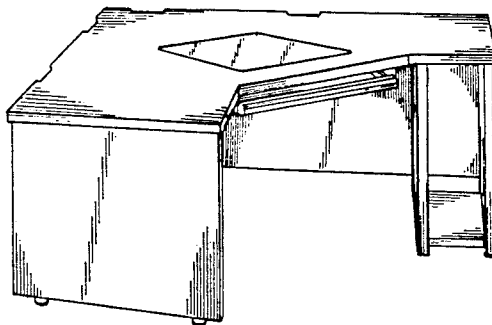


FIG. 1

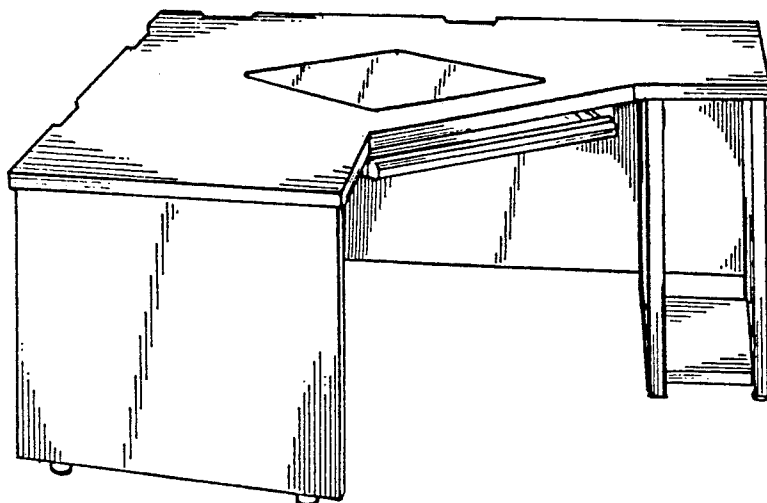


FIG. 2

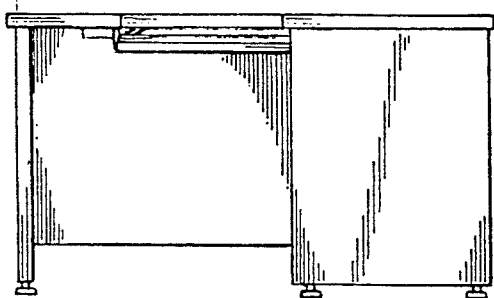


FIG. 3

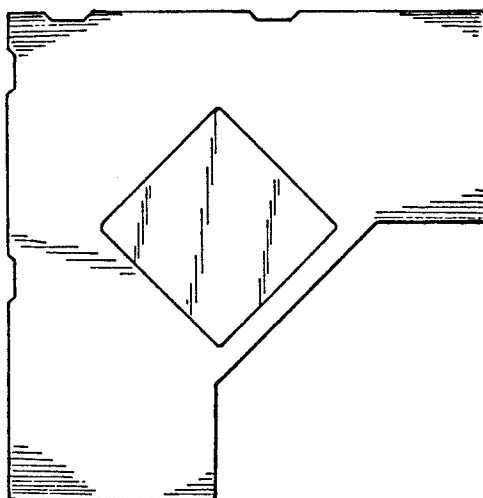


FIG. 4

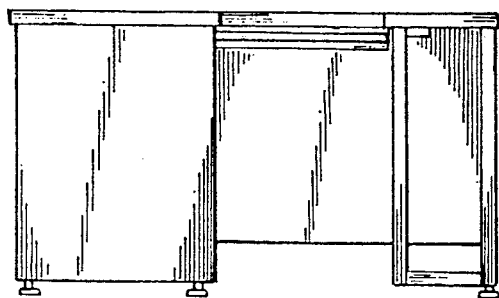


FIG. 5

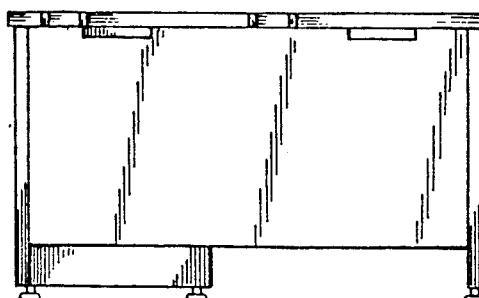


FIG. 6

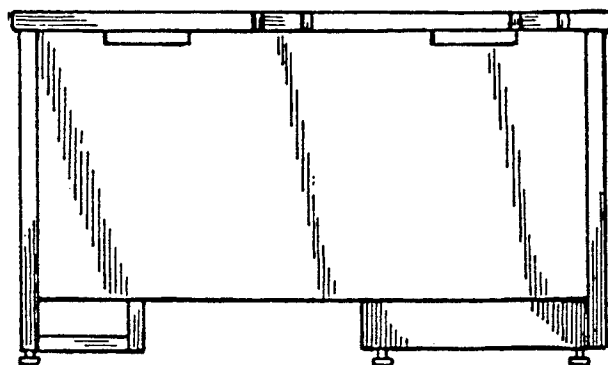


FIG. 7

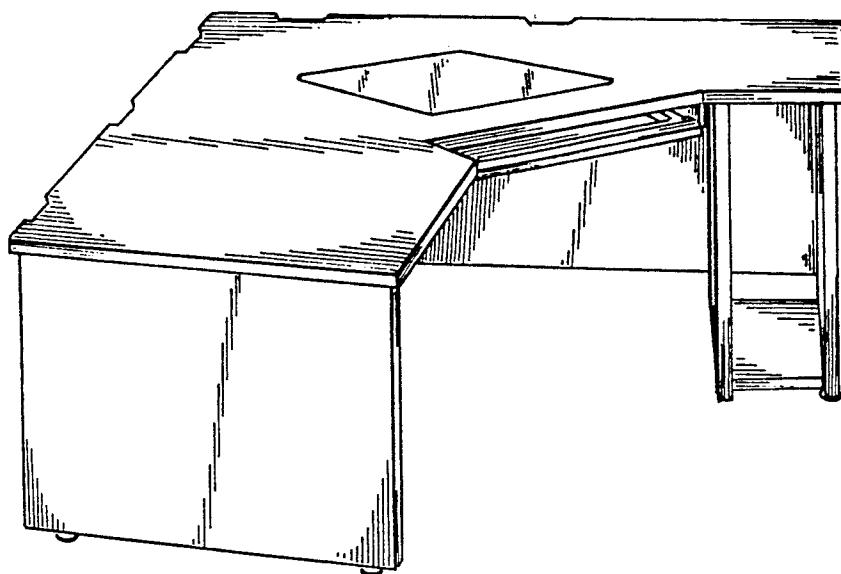


FIG. 9

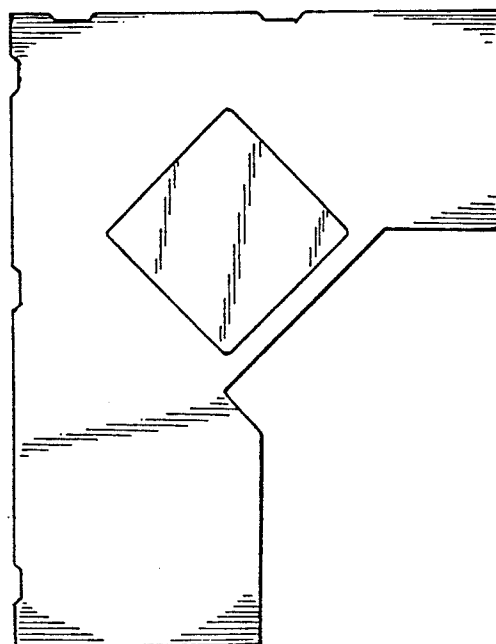


FIG. 8

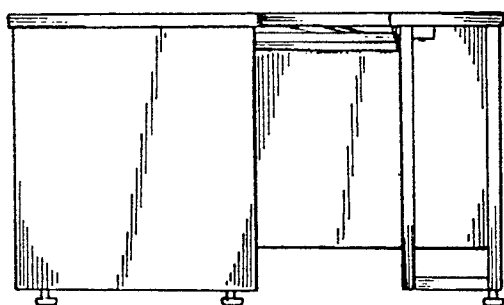


FIG. 10

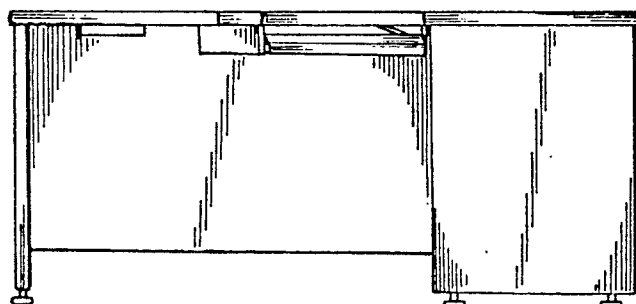


FIG. 11

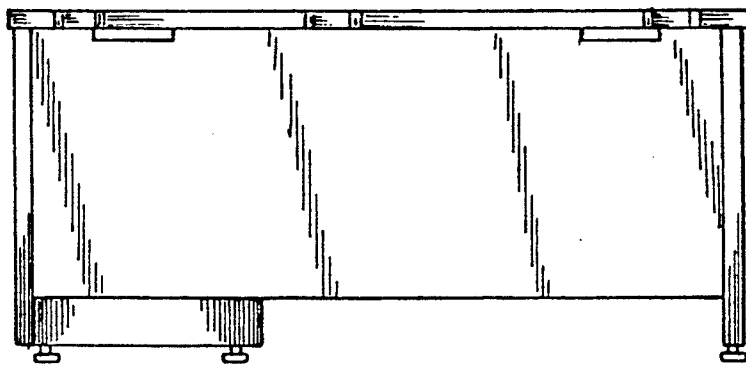


FIG. 12

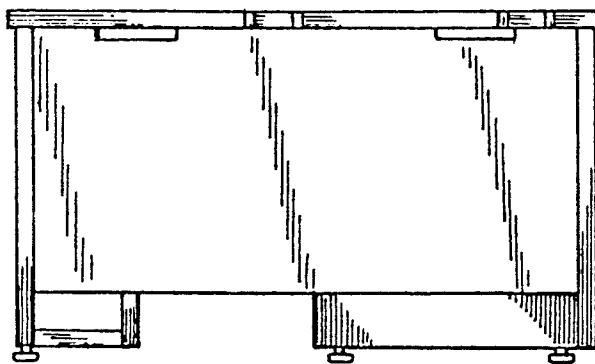


FIG. 13

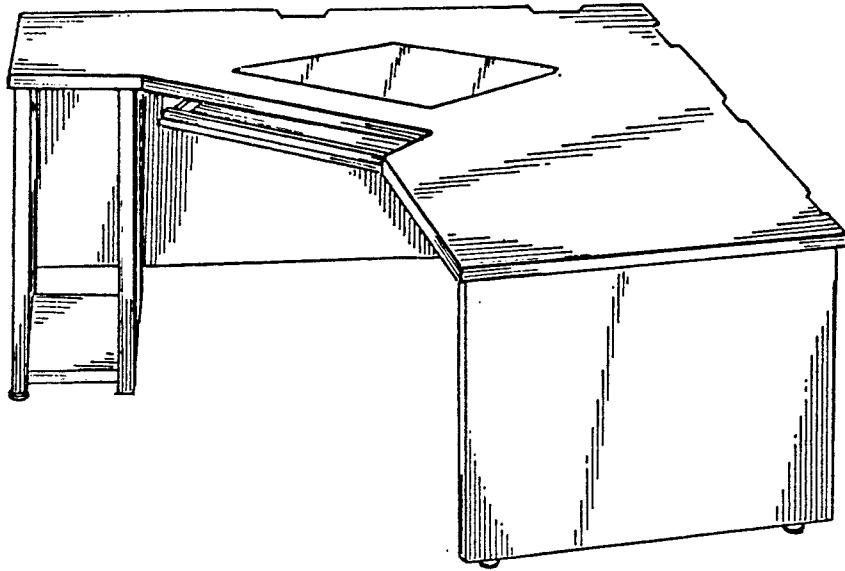


FIG. 15

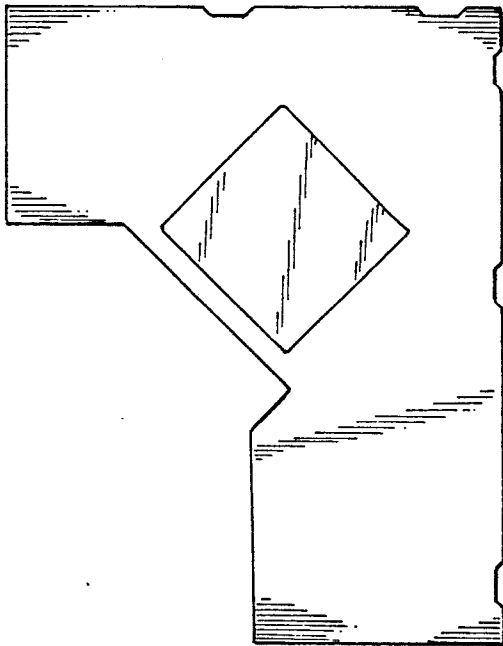


FIG. 14

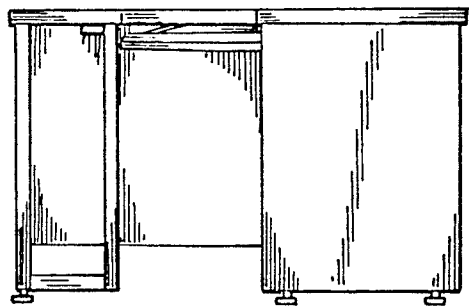


FIG. 16

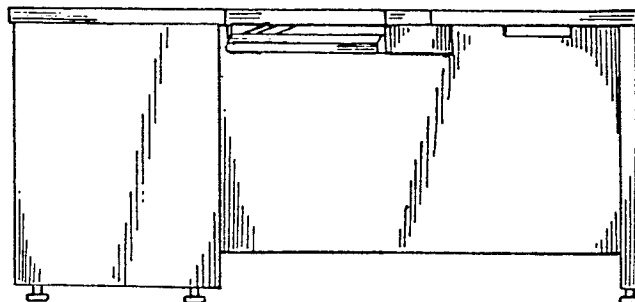


FIG. 17

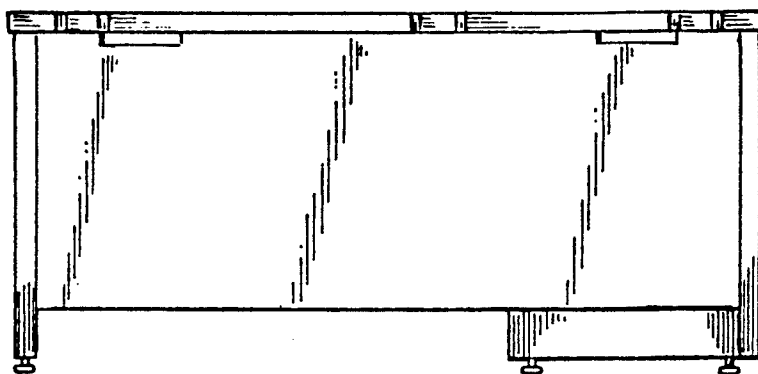
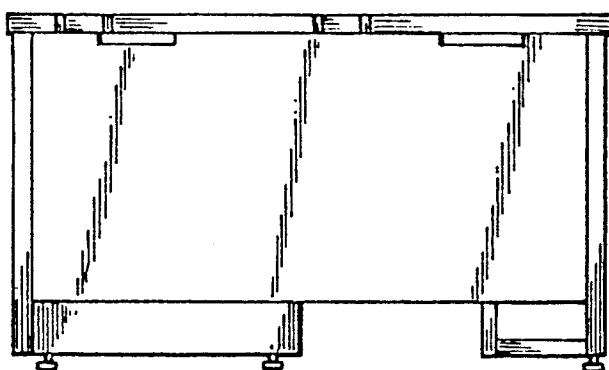


FIG. 18



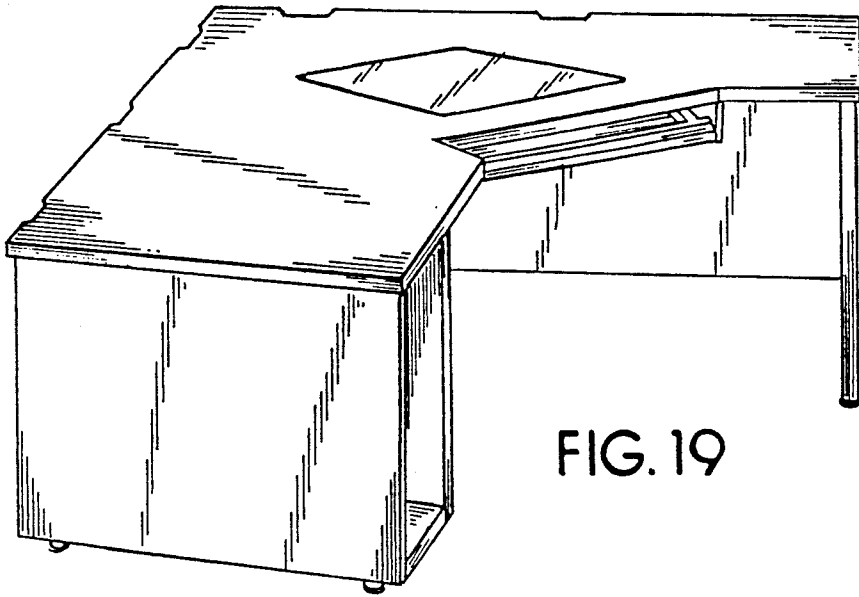


FIG. 19

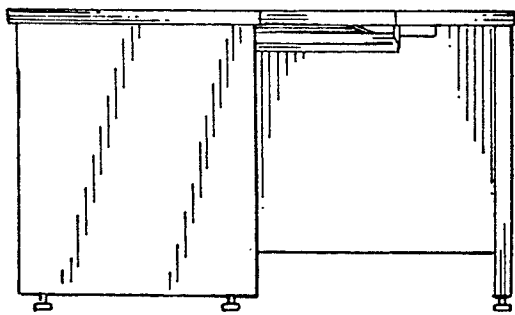


FIG. 20

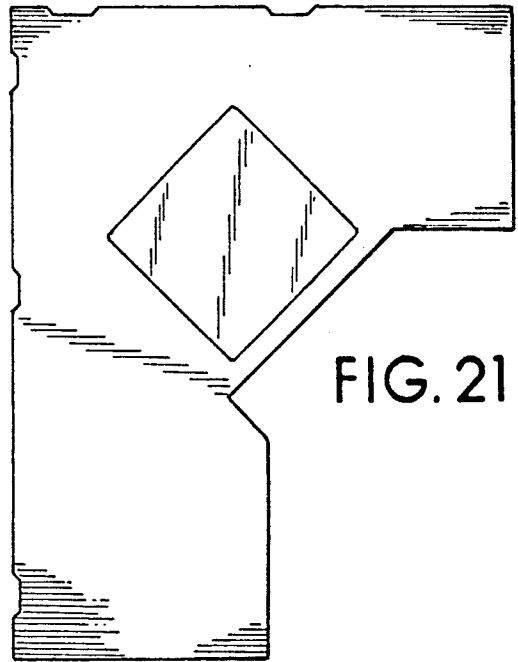


FIG. 21

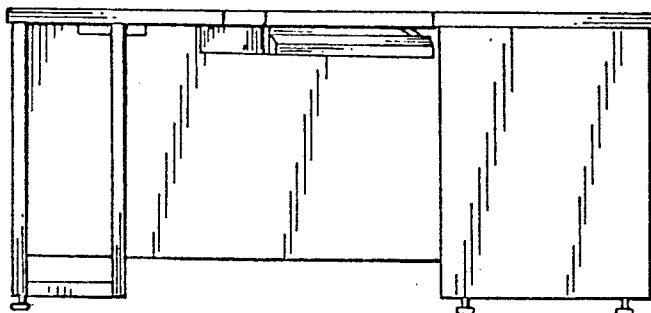


FIG. 22

FIG. 23

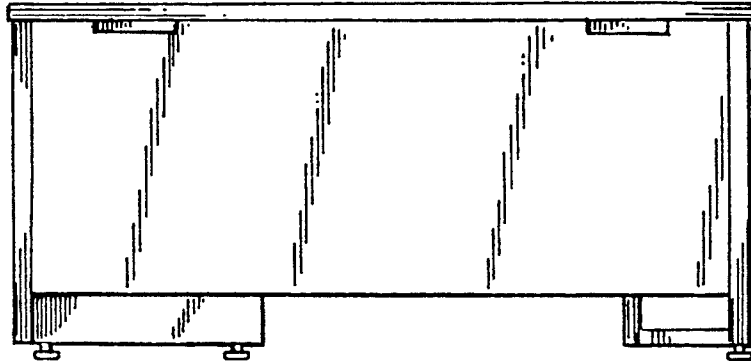


FIG. 24

