March 21, 1961 E. N. ROBINSON ET AL 2,975,956

IMPRESSION RECORD ENVELOPE

Filed Feb. 26, 1958

Fig. 1.

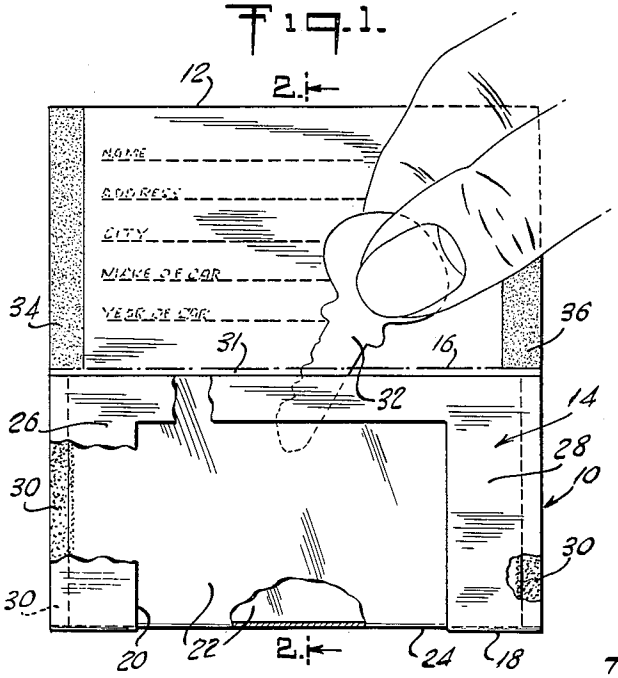

Fig. 2.

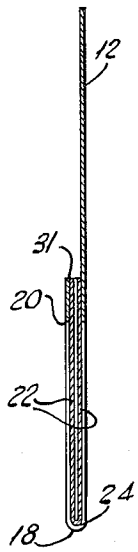

Fig. 6.

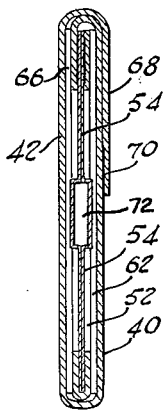

Fig. 3.

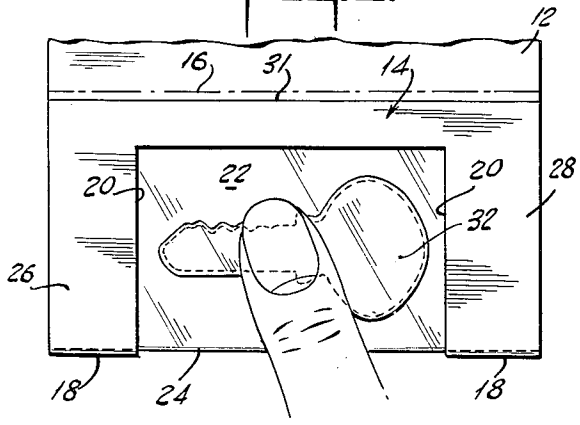

Fig. 4.

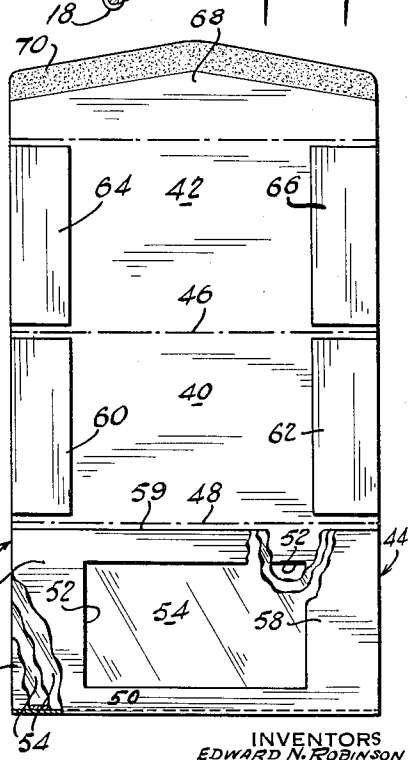

Fig. 5.

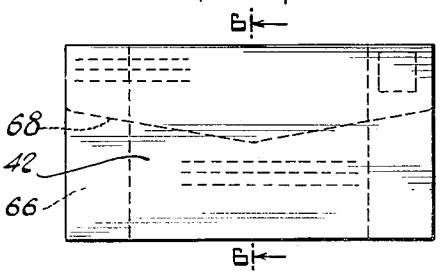

INVENTORS
EDWARD N. ROBINSON
MARK U. APPLEMAN
LEONARD W. MILLER
BY LEONARD SINGER
Moses, Nolte, & Nolte
ATTORNEYS

United States Patent Office

2,975,956

Patented Mar. 21, 1961

2,975,956

IMPRESSION RECORD ENVELOPE

Edward N. Robinson, Wilton, Conn., Mark J. Appleman and Leonard W. Miller, New York, N.Y., and Leonard Singer, Woodridge, N.J., assignors to Impress-A-Key Corporation, East Rutherford, N.J., a corporation of New Jersey

Filed Feb. 26, 1958, Ser. No. 717,648

3 Claims. (Cl. 229—68)

This invention relates in general to envelopes, and particularly to a new and useful envelope container having a portion for the making of a semi-permanent impression of keys, designs or the like, and which provides an economical mailer for such impressions as well as a valuable record source.

The invention provides a container in which a portion includes a pocket formed of a material such as tin foil, wax, moldable plastic, or other impressionable material adapted to receive an object such as a key for which an impression record must be made. With the key in position inside the pocket, the moldable material is manipulated to conform to the outline of the key to form a semi-permanent impression thereof. The key is then removed, and the envelope forms a convenient location for storing a semi-permanent record of the profile configuration of the key together with pertinent information concerning it.

In accordance with the invention, it is preferable to use a material such as a lead foil or other similar metal foil which may be easily manipulated by hand to conform to the profile outline of the key. It has been found that once the profile is adequately impressed in the foil, the foil may be used by a locksmith to make a suitable duplicate of the key. The invention provides an ideal record container for automobile keys or the like, as well as a mailer of a key impression for the making of a duplicate key.

Accordingly, it is an object of this invention to provide an envelope having a packet for the making of a semi-permanent impression of an object.

A further object of the invention is to provide an impression record envelope mailer.

A further object of the invention is to provide an impression record envelope which is simple in design, rugged in construction and economical to manufacture.

The various features of novelty which characterize the invention are pointed out with particularity in the claims annexed to and forming a part of this specification. For a better understanding of the invention, its operating advantages and specific objects attained by its use, reference should be had to the accompanying drawings and descriptive matter in which there is illustrated and described a preferred embodiment of the invention.

In the drawings:

Fig. 1 is an open inside view of an impression record envelope mailer constructed in accordance with the invention;

Fig. 2 is a section taken on the line 2—2 of Fig. 1;

Fig. 3 is a fragmentary view similar to Fig. 1 but with the key positioned in the impression record packet and indicating the method of forming the impression by molding the metal foil around the key.

Fig. 4 is an open inside view of another embodiment of impression record envelope;

Fig. 5 is a view of the envelope shown in Fig. 4 but in a fully closed position; and

Fig. 6 is a section taken on the line 6—6 of Fig. 5.

Referring to the drawings in particular, the invention as embodied therein in Figs. 1 to 3 includes a combination impression record card and envelope mailer generally designated 10. The impression record card and envelope mailer 10 includes a top panel 12 and a bottom panel generally designated 14 which is hingedly connected to the top panel and defined therefrom by a score line 16. The bottom panel 14 is foldable about a median score line 18 and is cut away at the central portion to define a large rectangular opening 20. Each of the panels 12 and 14 are preferably made of a heavy card stock paper, corrugated paper, cardboard or the like.

In accordance with the invention, a large sheet of impressionable material 22 such as a mechanically impressionable material as tin foil, lead foil, moldable plastic, waxed paper or the like, or a chemically impressionable material such as photographic paper, is folded along a central fold line 24 and positioned between opposite side portions 26 and 28 of the bottom panel 14. The side portions 26 and 28 are secured to their underlying counterparts along the marginal edges thereof as at 30 and the impressionable material 22 is secured at spaced locations to the bottom panel 14 so that the bottom panel and the material form a pocket which may be opened from a top end 31.

A key 32 or other designed object for which an impression record is desired, is inserted into the pocket formed by the impressionable material 22 and the panel 14, in the location of the opening 20. The contour or configuration of the key 32 is imparted to the impressionable material 22 by massaging or pressing the material 22 in the vicinity of the key. Once the outline is formed in the impressionable material, the key is removed from the pocket. Pertinent descriptive information concerning the key is recorded on the places indicated on the top panel 12.

If desired, the combination impression record card and envelope mailer 10 may be used to transmit the record of the key impression through the mail without the necessity of including the key in the pocket. For this purpose, the top panel 12 is folded downwardly along the score line 16 and is secured to the bottom panel 14 along marginal adhesive strips 34 and 36.

Figs. 4 and 5 indicate a somewhat more elaborate impression record mailer generally designated 38. The mailer 38 includes a central panel 40, with a top panel 42 and a bottom panel generally designated 44 hingedly connected to the central panel and defined therefrom by score lines 46 and 48 respectively.

The bottom panel 44 is somewhat similar to the bottom panel 14 of the embodiment shown in Figs. 1 to 3 but includes a crossing strip 50 to afford somewhat greater protection to an impression area 52 which is defined in this bottom panel. A sheet of impressionable material 54 is folded in half and inserted between side portions 56 and 58 of the bottom panel 44 and secured to the panel to form a pocket openable at a top end 59.

Each of the central and top panels 40 and 42 are provided with side protective strips 60 and 62 and 64 and 66, respectively, which are made of thick corrugated paperboard, filterboard or cardboard material to provide a protective shield for the impression area 52 when the bottom panel 44 is folded along the score line 48 above the panel 40 and the top panel 32 is folded along its score line 46 to overlie the panel 44. A sealing flap 68 having an adhesive strip 70 is provided to secure the panels in position for mailing.

A key or other device for which an impression is desired is placed in the pocket, formed by the impressionable material 54 and the bottom panel 44, by inserting it through the top opening 59. The impressionable material 54 is manipulated by hand to form an impression record in the material as indicated at 72 in Fig. 6. The

key is removed and the impression may be transmitted in the mailer as shown in the folded positions of Figs. 5 and 6.

Thus, it can be seen that the invention provides an ideal packet for recording an impression of a device such as a key, and provides a handy means for recording pertinent information about the key. When it is necessary to mail the record of such an impression, the invention provides means for transmitting the impression through the mails without requiring that the key be transmitted also. This affords material weight reduction in mailing and eliminates the hazards which may be involved if the key were mailed and it punctured the envelope mailer. The invention affords an ideal means for transmitting key impressions to locksmiths or jewelers as well as a means for maintaining a semi-permanent record of the key impression without requiring that the key itself be included in the record.

While a specific embodiment of the invention has been shown and described in detail to illustrate the application of the invention principles, it will be understood that the invention may be embodied otherwise without departing from such principles.

We claim:

1. An impression record envelope comprising a top panel having an information record area on one side and a blank mailing address arm on the opposite side, a bottom article receiving pocket hingedly connected to said top panel, said pocket having an open area intermediate the ends thereof, and an impressionable material liner sheet folded along a fold line intermediate the ends thereof and located on the inside of said pocket with the fold line adjacent the bottom edge of said pocket and

bridging the open area of said pocket, said impressionable material having sides extending upwardly from the fold line and connected to the wall of said pocket.

2. A combination impression record holder and mailer comprising a top panel, a bottom panel hingedly secured to said top panel, said bottom panel being folded substantially in two and being adhesively secured along the marginal edges to define a pocket, said bottom panel having a substantially central cut away portion defining an impression opening, and an impressionable material sheet made of a material capable of being deformed by pressure applied by an article against the material to record the outline of the article on the material, said impressionable material being held to said panel and defining an openable article receiving pocket along with said panel.

3. A combination impression record holder and mailer comprising a top panel, a bottom panel hingedly secured to said top panel, said bottom panel being folded substantially in two and being adhesively secured along the marginal edges to define a pocket, said botom panel having a substantially central cut away portion defining an impression opening, and an impressionable material sheet made of metal foil held to said panel and defining an openable article receiving pocket along with said panel.

References Cited in the file of this patent

UNITED STATES PATENTS

1,028,494	Russell	June 4, 1912
1,046,467	Jensen	Dec. 10, 1912
1,630,465	Biederman	May 31, 1927
2,558,650	Heineman et al.	June 26, 1951
2,684,546	Morton	July 27, 1954
2,842,050	Wright	July 8, 1958