



US00D347849S

# United States Patent [19]

[11] Patent Number: Des. 347,849

Onoda et al.

[45] Date of Patent: \*\* Jun. 14, 1994

## [54] VIDEO CAMERA WITH VIDEO TAPE RECORDER

[75] Inventors: Akira Onoda; Koya Kurokawa, both of Ehime, Japan

[73] Assignee: Matsushita Electric Industrial Co., Ltd., Osaka, Japan

[\*\*] Term: 14 Years

[21] Appl. No.: 721,365

[22] Filed: Jun. 25, 1991

### [30] Foreign Application Priority Data

Dec. 27, 1990 [JP] Japan ..... 2-44014

Dec. 27, 1990 [JP] Japan ..... 2-44016

[52] U.S. Cl. .... D16/202

[58] Field of Search ..... 352/34, 242; 354/82, 354/288; 358/229, 906; D16/200-206

### [56] References Cited

#### U.S. PATENT DOCUMENTS

- D. 281,684 12/1985 Hyuga et al. .... D16/202
- D. 313,608 1/1991 Ooi et al. .... D16/202
- D. 325,921 5/1992 Ooi et al. .... D16/202
- D. 334,394 3/1993 Kitakaze ..... D16/202
- 4,764,817 8/1988 Blazek et al. .... 358/906

## OTHER PUBLICATIONS

Ritz Camera Catalog, (Panasonic PV-700).

Primary Examiner—Bernard Ansher

Assistant Examiner—Adir Aronovich

Attorney, Agent, or Firm—Sughrue, Mion, Zinn, Macpeak & Seas

## [57] CLAIM

The ornamental design for a video camera with video tape recorder, as shown and described.

## DESCRIPTION

FIG. 1 is a front, top and right side perspective view of a video camera with video tape recorder showing our new design;

FIG. 2 is a rear, top and left side perspective view thereof;

FIG. 3 is a front elevational view thereof;

FIG. 4 is a rear elevational view thereof;

FIG. 5 is a right side elevational view thereof;

FIG. 6 is a left side elevational view thereof;

FIG. 7 is a top plan view thereof;

FIG. 8 is a bottom plan view thereof; and,

FIG. 9 is a front, top and left side perspective view thereof, with the viewfinder thereof shifted to the left side thereof.

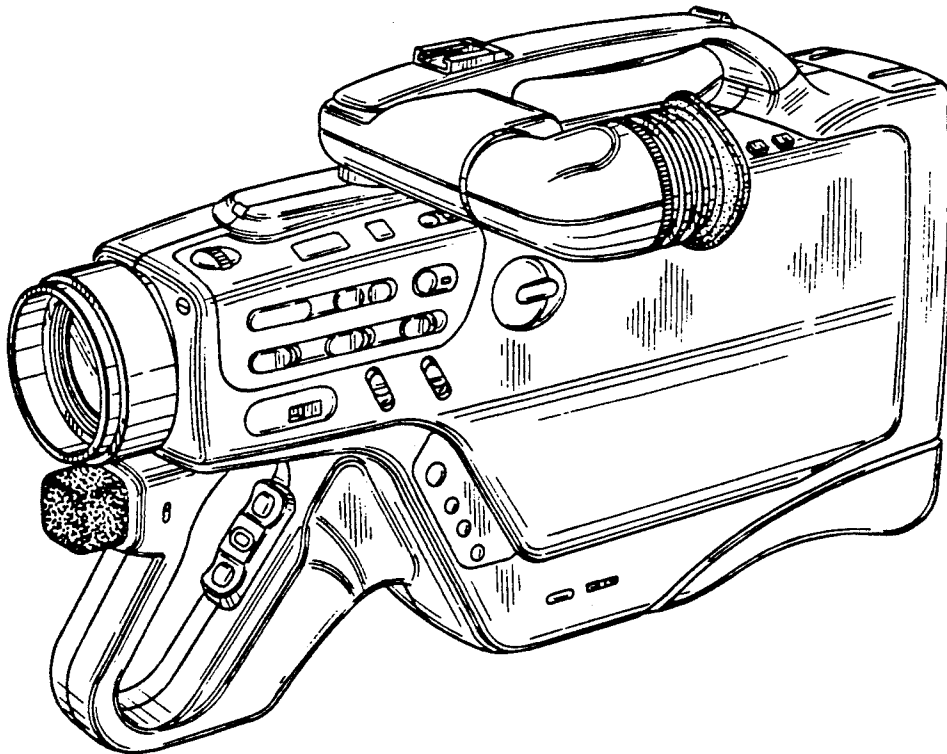


FIG. 1

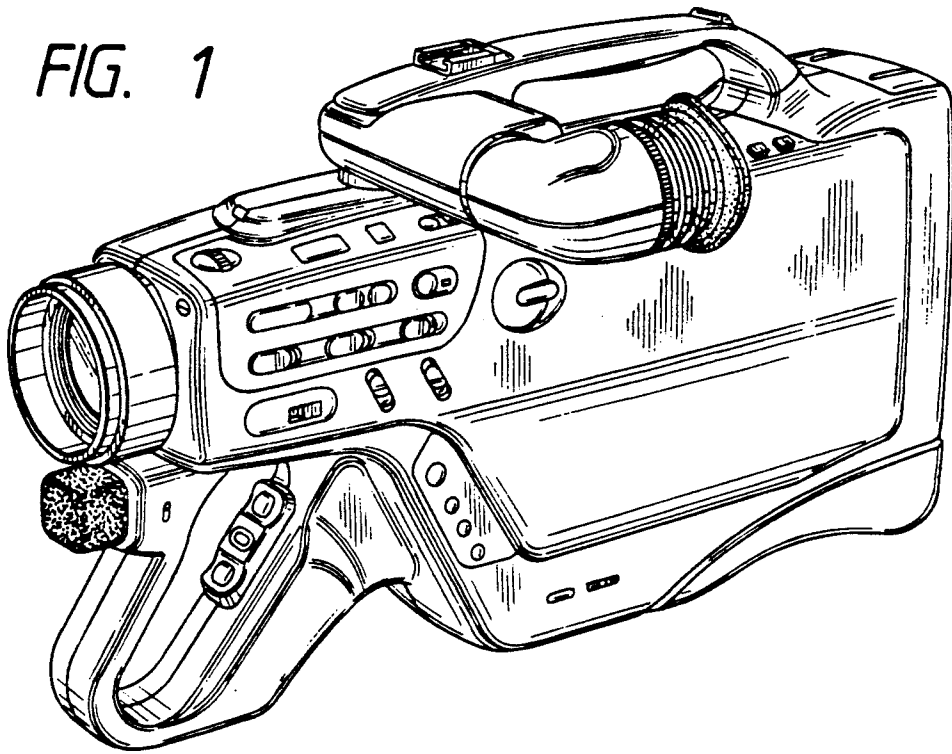


FIG. 2

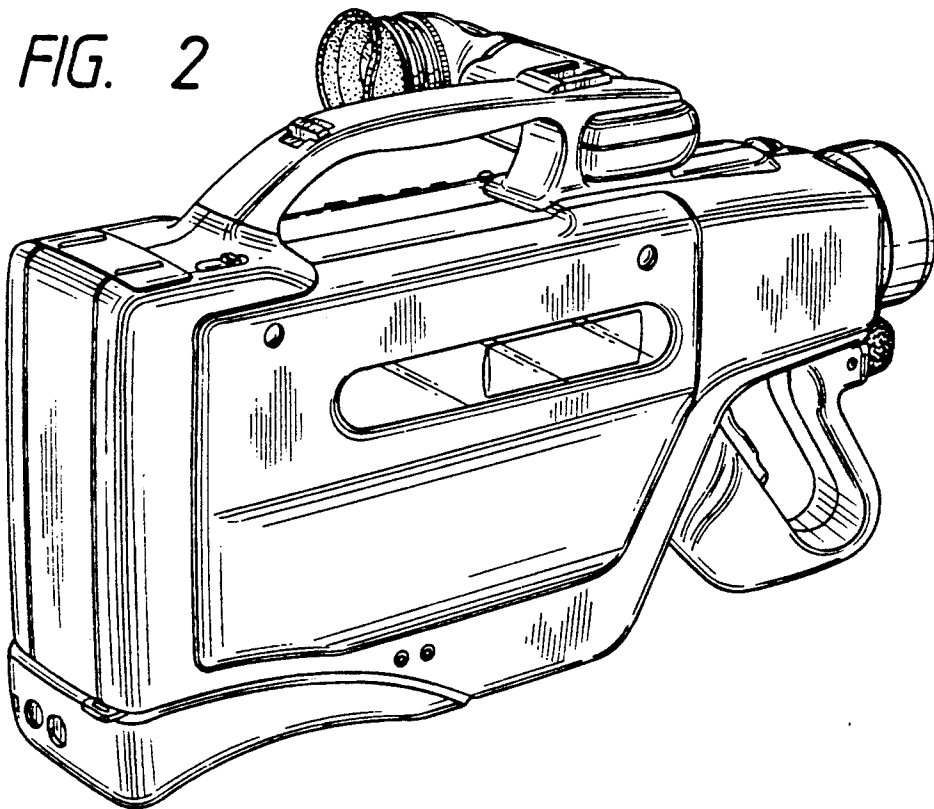


FIG. 3

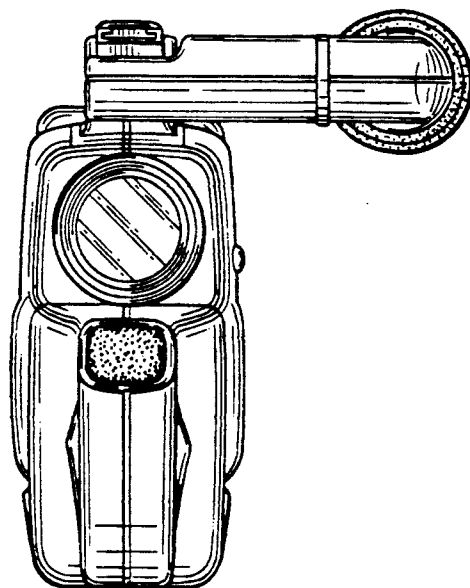


FIG. 4

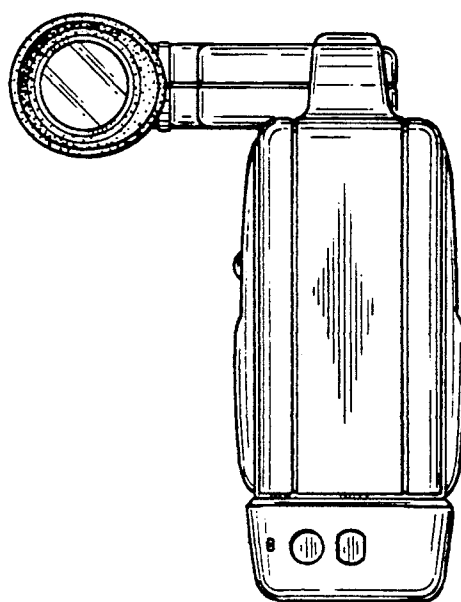


FIG. 5

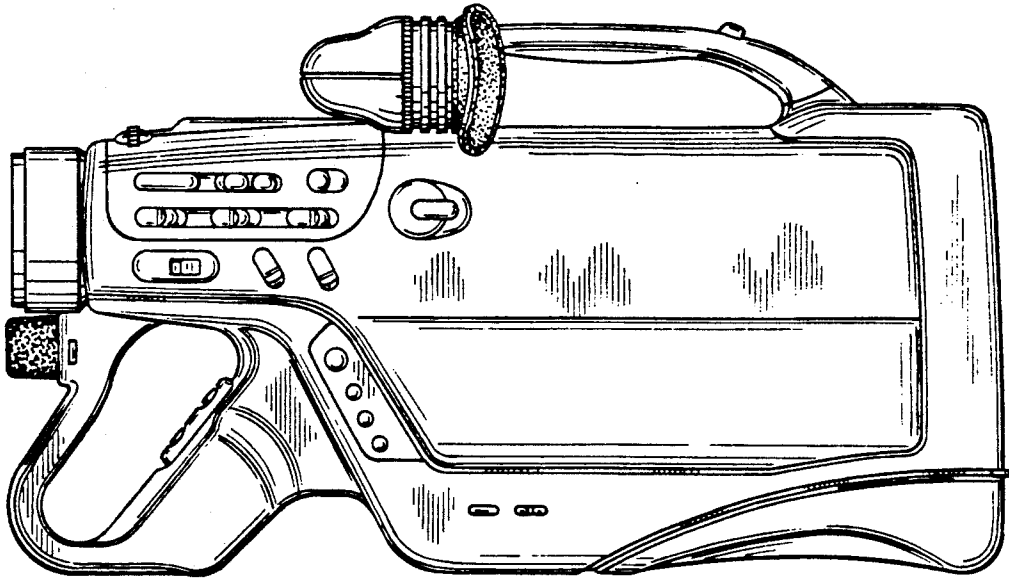


FIG. 6

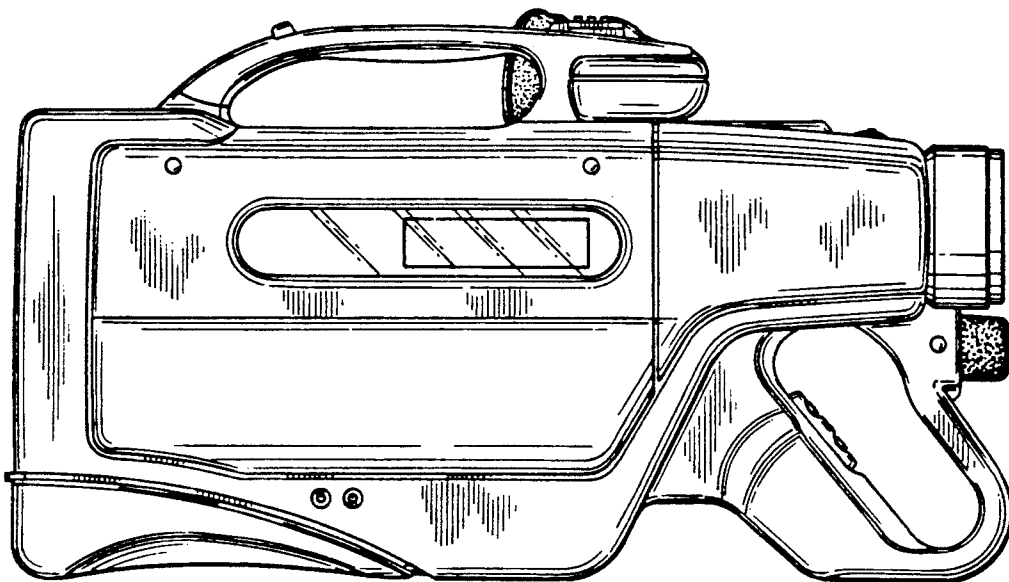


FIG. 7

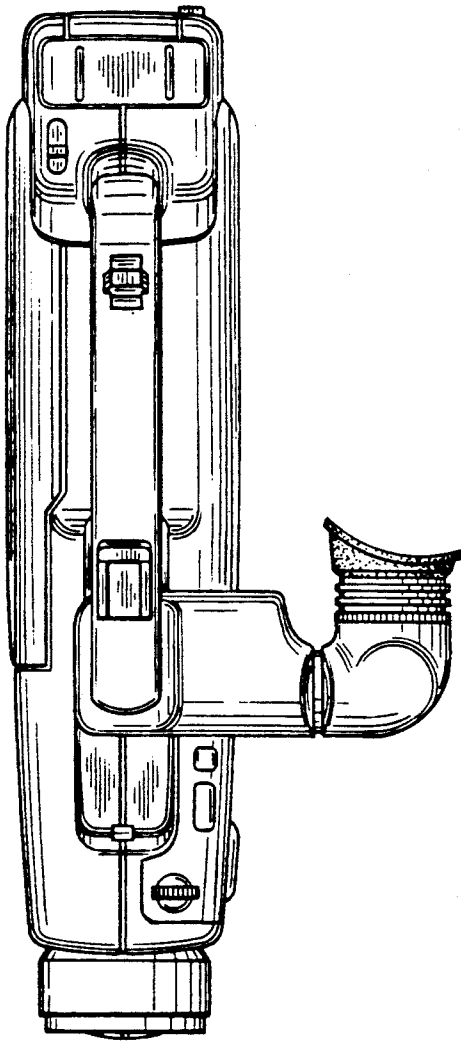


FIG. 8

