

(19) World Intellectual Property
Organization
International Bureau



(43) International Publication Date
1 April 2004 (01.04.2004)

PCT

(10) International Publication Number
WO 2004/026865 A1

(51) International Patent Classification⁷: **C07D 413/14**,
471/04, A61K 31/4709, 31/437, A61P 35/00

Research and Development, Eastern Point Road, Groton,
CT 06340 (US).

(21) International Application Number:
PCT/IB2003/004005

(74) Agents: **LUMB, J., Trevor** et al.; Pfizer Inc., 201 Tabor
Road, Morris Plains, New Jersey 07950 (US).

(22) International Filing Date:
12 September 2003 (12.09.2003)

(81) Designated States (*national*): AE, AG, AL, AM, AT, AU,
AZ, BA, BB, BG, BR, BY, BZ, CA, CH, CN, CO, CR, CU,
CZ, DE, DK, DM, DZ, EC, EE, ES, FI, GB, GD, GE, GH,
GM, HR, HU, ID, IL, IN, IS, JP, KE, KG, KP, KR, KZ, LC,
LK, LR, LS, LT, LU, LV, MA, MD, MG, MK, MN, MW,
MX, MZ, NI, NO, NZ, OM, PH, PL, PT, RO, RU, SC, SD,
SE, SG, SK, SL, TJ, TM, TN, TR, TT, TZ, UA, UG, US,
UZ, VC, VN, YU, ZA, ZM, ZW.

(25) Filing Language: English

(26) Publication Language: English

(30) Priority Data:
60/412,131 18 September 2002 (18.09.2002) US
60/484,580 2 July 2003 (02.07.2003) US

(84) Designated States (*regional*): ARIPO patent (GH, GM,
KE, LS, MW, MZ, SD, SL, SZ, TZ, UG, ZM, ZW),
Eurasian patent (AM, AZ, BY, KG, KZ, MD, RU, TJ, TM),
European patent (AT, BE, BG, CH, CY, CZ, DE, DK, EE,
ES, FI, FR, GB, GR, HU, IE, IT, LU, MC, NL, PT, RO,
SE, SI, SK, TR), OAPI patent (BF, BJ, CF, CG, CI, CM,
GA, GN, GQ, GW, ML, MR, NE, SN, TD, TG).

(71) Applicant (*for all designated States except US*): **PFIZER
PRODUCTS INC.** [US/US]; Eastern Point Road, Groton,
CT 06340 (US).

(72) Inventors; and

Published:

— with international search report

(75) Inventors/Applicants (*for US only*): **BLUMBERG,
Laura, Cook** [US/US]; Pfizer Global Research and De-
velopment, Easter Point Road, Groton, CT 06340 (US).
MUNCHHOF, Michael, John [US/US]; Pfizer Global

*For two-letter codes and other abbreviations, refer to the "Guid-
ance Notes on Codes and Abbreviations" appearing at the begin-
ning of each regular issue of the PCT Gazette.*

(54) Title: NOVEL ISOTHIAZOLE AND ISOXAZOLE COMPOUNDS AS TRANSFORMING GROWTH FACTOR (TGF) IN-
HIBITORS

(57) Abstract: Novel isothiazole and isoxazole compounds, including derivatives thereof, to intermediates for their preparation, to pharmaceutical compositions containing them and to their medicinal use are described. The compounds of the present invention are potent inhibitors of transforming growth factor ("TGF")-P signaling pathway. They are useful in the treatment of various TGF-related disease states including, for example, cancer, and fibrotic diseases.

WO 2004/026865 A1

-1-

NOVEL ISOTHIAZOLE AND ISOXAZOLE COMPOUNDS AS TRANSFORMING
GROWTH FACTOR (TGF) INHIBITORS

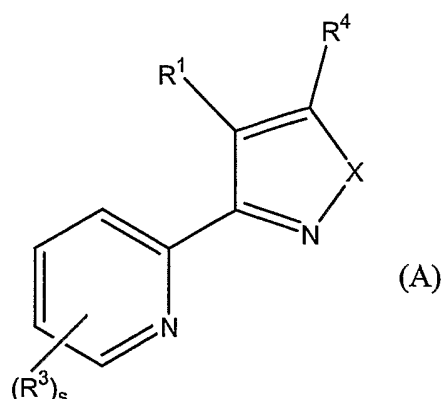
The present invention relates to novel isothiazole and isoxazole compounds, including derivatives thereof, to intermediates for their preparation, to pharmaceutical compositions containing them and to their medicinal use. The compounds of the present invention are potent inhibitors of the transforming growth factor ("TGF")- β signaling pathway. They are useful in the treatment of TGF- β related disease states including, for example, cancer and fibrotic diseases.

TGF- β activates both antiproliferative and tumor-promoting signaling cascades. Three mammalian TGF- β isoforms have been identified (TGF- β I, - β II, and - β III). TGF- β production promotes tumor progression while its blockade enhances antitumor activity. Blockade of TGF- β enhances antitumor immune responses and inhibits metastasis. Thus there exists a need in the art for compounds that inhibit the TGF- β signaling pathway. The present invention, as described below, answers such a need.

SUMMARY OF THE INVENTION

The present invention provides a novel compound containing a core isothiazole or isoxazole ring substituted with at least one substituted or unsubstituted 2-pyridyl moiety and at least one R¹ moiety as set forth herein, and all pharmaceutically acceptable salts, prodrugs, tautomers, hydrates and solvates thereof. In a compound of the invention, the substituted or unsubstituted 2-pyridyl moiety and R¹ moiety can be in an 1,2-, 1,3- or 1,4- relationship around the core isothiazole or isoxazole ring; preferably, in an 1,2- or *ortho* relationship.

The present invention provides a compound of formula (A):



and all pharmaceutically acceptable salts, prodrugs, tautomers, hydrates and solvates thereof, where X, R¹, R³, R⁴, and s are each as set forth below.

5 In formula (A), as set forth above:

X is O or S;

R¹ is a saturated, unsaturated, or aromatic C₃-C₂₀ mono-, bi- or polycyclic ring optionally containing at least one heteroatom selected from the group consisting of N, O and S, wherein R¹ can optionally be further independently substituted with at least
 10 one moiety independently selected from the group consisting of: carbonyl, halo, halo(C₁-C₆)alkyl, perhalo(C₁-C₆)alkyl, perhalo(C₁-C₆)alkoxy, (C₁-C₆)alkyl, (C₂-C₆)alkenyl, (C₂-C₆)alkynyl, hydroxy, oxo, mercapto, (C₁-C₆)alkylthio, (C₁-C₆)alkoxy, (C₅-C₁₀)aryl or (C₅-C₁₀)heteroaryl, (C₅-C₁₀)aryloxy or (C₅-C₁₀)heteroaryloxy, (C₅-C₁₀)ar(C₁-C₆)alkyl or (C₅-C₁₀)heteroar(C₁-C₆)alkyl,
 15 (C₅-C₁₀)ar(C₁-C₆)alkoxy or (C₅-C₁₀)heteroar(C₁-C₆)alkoxy, HO-(C=O)-, ester, amido, ether, amino, amino(C₁-C₆)alkyl, (C₁-C₆)alkylamino(C₁-C₆)alkyl, di(C₁-C₆)alkylamino(C₁-C₆)alkyl, (C₅-C₁₀)heterocyclyl(C₁-C₆)alkyl, (C₁-C₆)alkyl- and di(C₁-C₆)alkylamino, cyano, nitro, carbamoyl, (C₁-C₆)alkylcarbonyl, (C₁-C₆)alkoxycarbonyl, (C₁-C₆)alkylaminocarbonyl,
 20 di(C₁-C₆)alkylaminocarbonyl, (C₅-C₁₀)arylcarbonyl, (C₅-C₁₀)aryloxycarbonyl, (C₁-C₆)alkylsulfonyl, and (C₅-C₁₀)arylsulfonyl;

preferably, R¹ can optionally be further independently substituted with zero to two moieties independently selected from the group consisting of, but not limited to, halo(C₁-C₆)alkyl, perhalo(C₁-C₆)alkyl, perhalo(C₁-C₆)alkoxy, (C₁-C₆)alkyl, (C₁-
 25 C₆)alkoxy, (C₅-C₁₀)ar(C₁-C₆)alkoxy or (C₅-C₁₀)heteroar(C₁-C₆)alkoxy, amino, amino(C₁-C₆)alkyl, (C₁-C₆)alkylamino(C₁-C₆)alkyl, di(C₁-C₆)alkylamino(C₁-C₆)alkyl, and (C₅-C₁₀)heterocyclyl(C₁-C₆)alkyl;

each R³ is independently selected from the group consisting of: hydrogen, halo, halo(C₁-C₆)alkyl, (C₁-C₆)alkyl, (C₂-C₆)alkenyl, (C₂-C₆)alkynyl, perhalo(C₁-C₆)alkyl, phenyl, (C₅-C₁₀)heteroaryl, (C₅-C₁₀)heterocyclic, (C₃-C₁₀)cycloalkyl, hydroxy, (C₁-C₆)alkoxy, perhalo(C₁-C₆)alkoxy, phenoxy, (C₅-C₁₀)heteroaryl-O-, (C₅-C₁₀)heterocyclic-O-, (C₃-C₁₀)cycloalkyl-O-, (C₁-C₆)alkyl-S-, (C₁-C₆)alkyl-SO₂-, (C₁-C₆)alkyl-NH-SO₂-, O₂N-, NC-, amino, Ph(CH₂)₁₋₆HN-, (C₁-C₆)alkyl HN-, (C₁-C₆)alkylamino, [(C₁-C₆)alkyl]₂-amino, (C₁-C₆)alkyl-SO₂-NH-, amino(C=O)-, aminoO₂S-, (C₁-C₆)alkyl-(C=O)-NH-, (C₁-C₆)alkyl-(C=O)-[(C₁-C₆)alkyl]-N]-, phenyl-(C=O)-NH-, phenyl-(C=O)-[(C₁-C₆)alkyl]-N]-, (C₁-C₆)alkyl-(C=O)-, phenyl-(C=O)-, (C₅-C₁₀)heteroaryl-(C=O)-, (C₅-C₁₀)heterocyclic-(C=O)-, (C₃-C₁₀)cycloalkyl-(C=O)-, HO-(C=O)-, (C₁-C₆)alkyl-O-(C=O)-, H₂N(C=O)-, (C₁-C₆)alkyl-NH-(C=O)-, [(C₁-C₆)alkyl]₂-N-(C=O)-, phenyl-NH-(C=O)-, phenyl-[(C₁-C₆)alkyl]-N]-(C=O)-, (C₅-C₁₀)heteroaryl-NH-(C=O)-, (C₅-C₁₀)heterocyclic-NH-(C=O)-, (C₃-C₁₀)cycloalkyl-NH-(C=O)- and (C₁-C₆)alkyl-(C=O)-O-; preferably, R³ is hydrogen or (C₁-C₆)alkyl; more preferably, R³ is hydrogen or methyl;

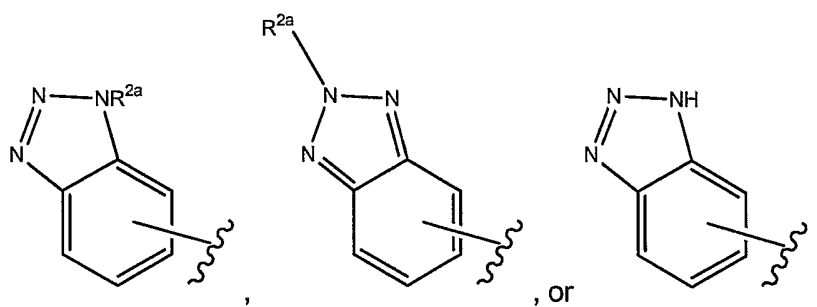
where alkyl, alkenyl, alkynyl, phenyl, heteroaryl, heterocyclic, cycloalkyl, alkoxy, phenoxy, amino of R³ is optionally substituted by at least one substituent independently selected from (C₁-C₆)alkyl, (C₁-C₆)alkoxy, halo(C₁-C₆)alkyl, halo, H₂N-, Ph(CH₂)₁₋₆HN-, and (C₁-C₆)alkylHN-;

s is an integer from one to five; preferably, one to two; more preferably, one; and

R⁴ is selected from the group consisting of: hydrogen, halo, halo(C₁-C₆)alkyl, (C₁-C₆)alkyl, (C₂-C₆)alkenyl, (C₂-C₆)alkynyl, perhalo(C₁-C₆)alkyl, phenyl, (C₅-C₁₀)heteroaryl, (C₅-C₁₀)heterocyclic, (C₃-C₁₀)cycloalkyl, hydroxy, (C₁-C₆)alkoxy, perhalo(C₁-C₆)alkoxy, phenoxy, (C₅-C₁₀)heteroaryl-O-, (C₅-C₁₀)heterocyclic-O-, (C₃-C₁₀)cycloalkyl-O-, (C₁-C₆)alkyl-S-, (C₁-C₆)alkyl-SO₂-, (C₁-C₆)alkyl-NH-SO₂-, O₂N-, NC-, amino, Ph(CH₂)₁₋₆NH-, alkylNH-, (C₁-C₆)alkylamino, [(C₁-C₆)alkyl]₂-amino, (C₁-C₆)alkyl-SO₂-NH-, amino(C=O)-, aminoSO₂-, (C₁-C₆)alkyl-(C=O)-NH-, (C₁-C₆)alkyl-(C=O)-((C₁-C₆)alkyl)-N]-, phenyl-(C=O)-NH-, phenyl-(C=O)-((C₁-C₆)alkyl)-N]-, (C₁-C₆)alkyl-(C=O)-, phenyl-(C=O)-, (C₅-C₁₀)heteroaryl-(C=O)-, (C₅-

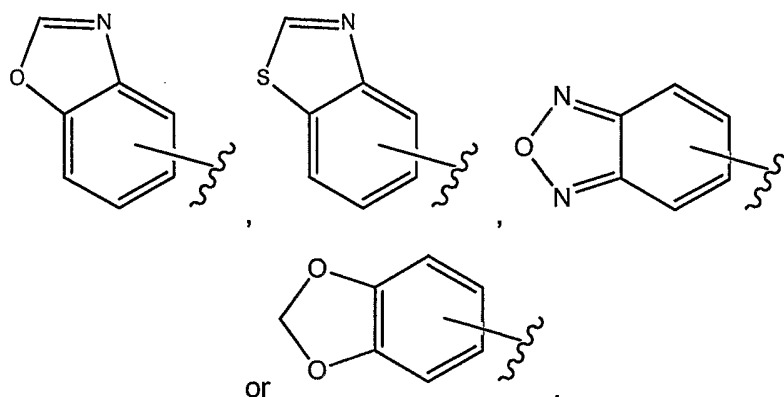
C_{10})heterocyclic-(C=O)-, cycloalkyl-(C=O)-, HO-(C=O)-, (C_1-C_6) alkyl-O-(C=O)-, $H_2N(C=O)-$, (C_1-C_6) alkyl-NH-(C=O)-, $((C_1-C_6)alkyl)_2N-(C=O)-$, phenyl-NH-(C=O)-, phenyl- $((C_1-C_6)alkyl-N)-$ (C=O)-, (C_5-C_{10}) heteroaryl-NH-(C=O)-, (C_5-C_{10}) heterocyclic-NH-(C=O)-, (C_3-C_{10}) cycloalkyl-NH-(C=O)- and $(C_1-C_6)alkyl-(C=O)-O-$; preferably, R^4 is hydrogen, (C_1-C_6) alkyl, or (C_3-C_{10}) cycloalkyl, where alkyl, alkenyl, alkynyl, phenyl, heteroaryl, heterocyclic, cycloalkyl, alkoxy, phenoxy, and amino of R^4 is optionally substituted by at least one substituent independently selected from the group consisting of (C_1-C_6) alkyl, (C_1-C_6) alkoxy, halo (C_1-C_6) alkyl, halo, H_2N- , $Ph(CH_2)_{1-6}-NH-$, and $(C_1-C_6)alkylNH-$.

10 In another embodiment of the invention, R^1 of formula (A), as set forth above, is

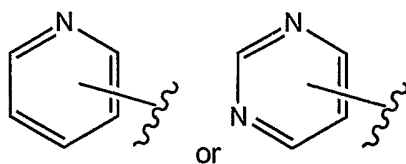


where R^{2a} is as set forth herein.

15 In another embodiment of the invention, R^1 of formula (A), as set forth above, is

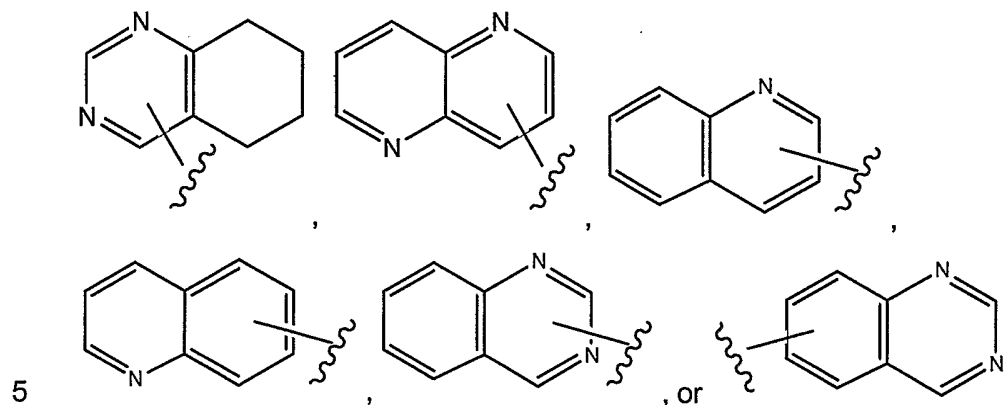


20 In another embodiment of the invention, R^1 of formula (A), as set forth above, is



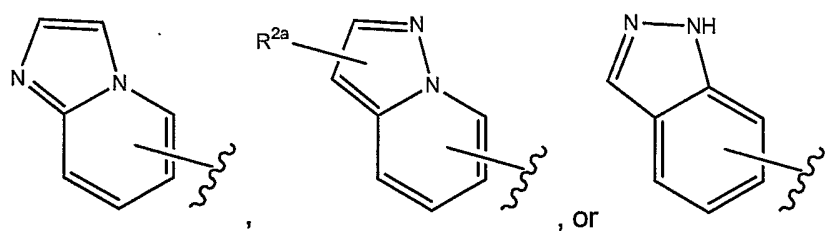
In another embodiment of the invention, R¹ of formula (A), as set forth above,

is



In another embodiment of the invention, R¹ of formula (A), as set forth above,

is

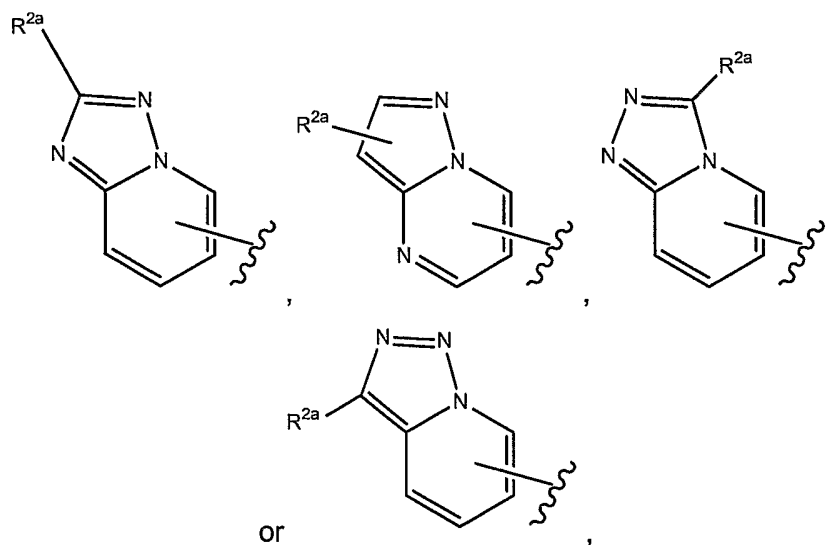


where R^{2a} is as set forth herein.

10

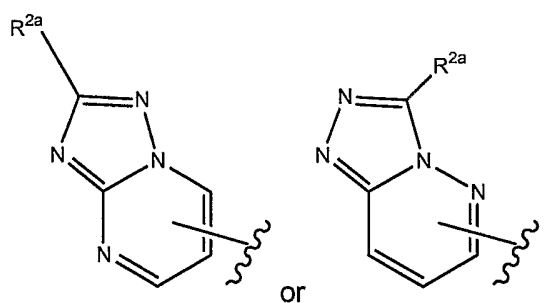
In another embodiment of the invention, R¹ of formula (A), as set forth above,

is



where R^{2a} is as set forth herein.

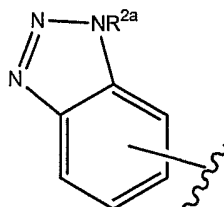
In another embodiment of the invention, R^1 of formula (A), as set forth above,
 5 is



where R^{2a} is as set forth herein.

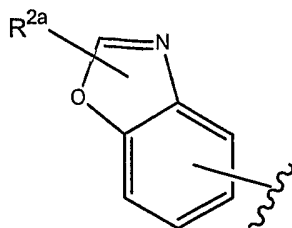
Each of R^1 above can optionally be further substituted by at least one R^{2a}
 10 group, as set forth herein.

In another embodiment of the invention, R^1 of formula (Ia), as set forth above,
 is

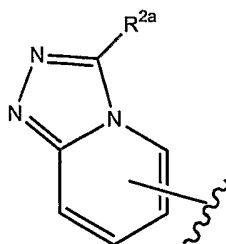


where R^{2a} is as set forth herein.

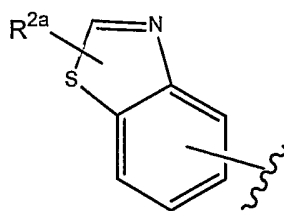
In another embodiment of the invention, R^1 of formula (Ia), as set forth above,
 15 is



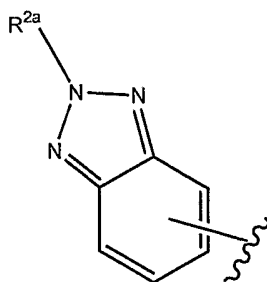
In another embodiment of the invention, R¹ of formula (Ia), as set forth above,
is



5 In another embodiment of the invention, R¹ of formula (Ia), as set forth above,
is



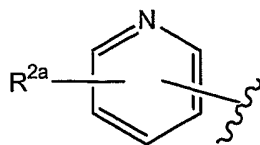
In another embodiment of the invention, R¹ of formula (Ia), as set forth above,
is



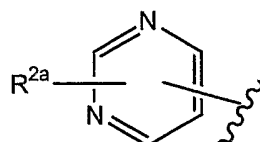
10 where R^{2a} is as set forth herein.

In another embodiment of the invention, R¹ of formula (Ia), as set forth above,
is

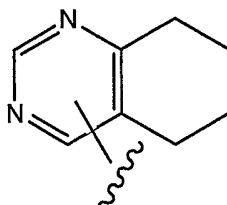
-8-



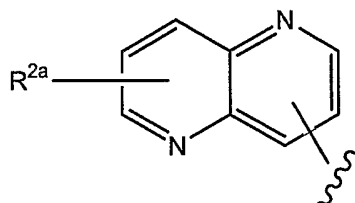
In another embodiment of the invention, R^1 of formula (Ia), as set forth above,
is



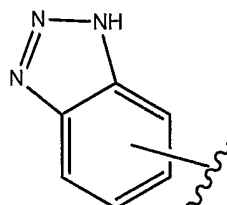
5 In another embodiment of the invention, R^1 of formula (Ia), as set forth above,
is



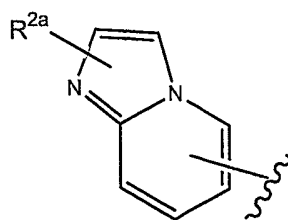
In another embodiment of the invention, R^1 of formula (Ia), as set forth above,
is



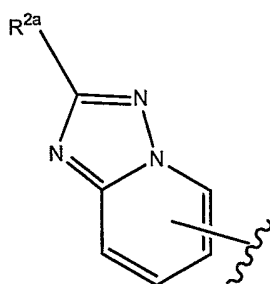
10 In another embodiment of the invention, R^1 of formula (Ia), as set forth above,
is



15 In another embodiment of the invention, R^1 of formula (Ia), as set forth above,
is

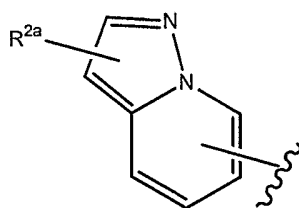


In another embodiment of the invention, R¹ of formula (Ia), as set forth above, is



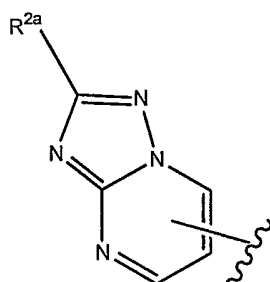
5 where R^{2a} is as set forth herein.

In another embodiment of the invention, R¹ of formula (Ia), as set forth above, is



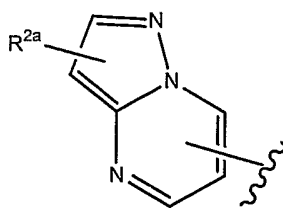
where R^{2a} is as set forth herein.

10 In another embodiment of the invention, R¹ of formula (Ia), as set forth above, is



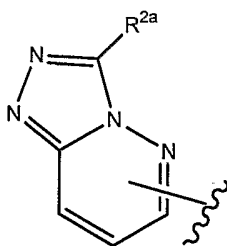
where R^{2a} is as set forth herein.

15 In another embodiment of the invention, R¹ of formula (Ia), as set forth above, is



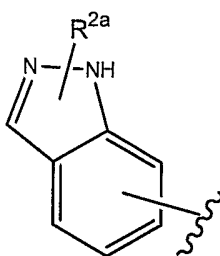
where R^{2a} is as set forth herein.

In another embodiment of the invention, R^1 of formula (Ia), as set forth above, is



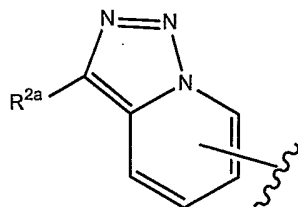
where R^{2a} is as set forth herein.

In another embodiment of the invention, R^1 of formula (Ia), as set forth above, is



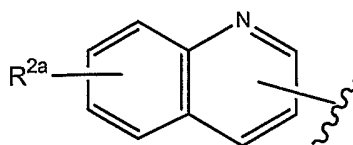
In another embodiment of the invention, R^1 of formula (Ia), as set forth above,

is

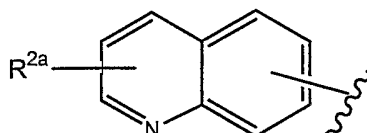


where R^{2a} is as set forth herein.

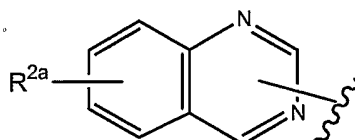
In another embodiment of the invention, R^1 of formula (Ia), as set forth above, is



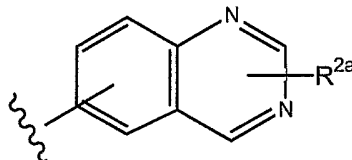
In another embodiment of the invention, R¹ of formula (Ia), as set forth above,
is



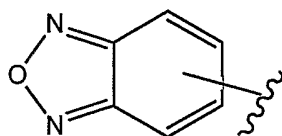
5 In another embodiment of the invention, R¹ of formula (Ia), as set forth above,
is



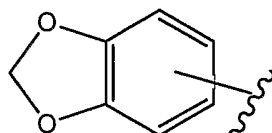
In another embodiment of the invention R¹ of formula (Ia), as set forth above,
is



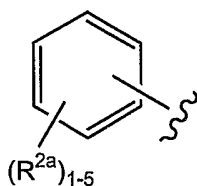
10 In another embodiment of the invention, R¹ of formula (Ia), as set forth above,
is



15 In another embodiment of the invention, R¹ of formula (Ia), as set forth above,
is

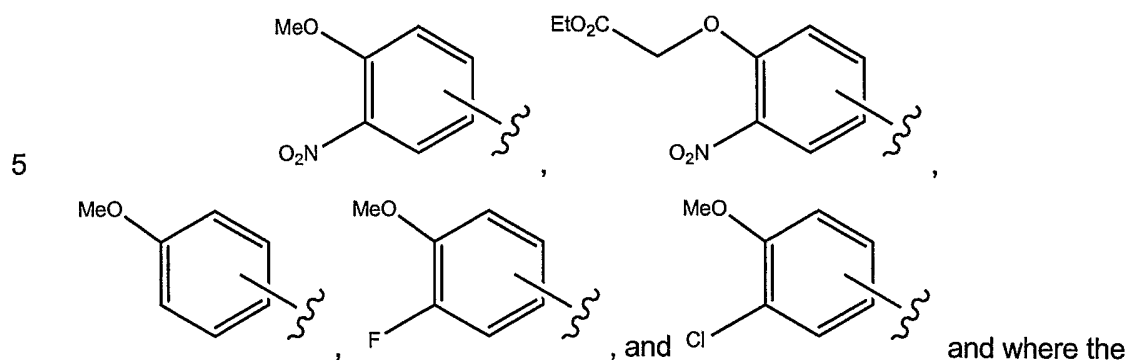


In another embodiment of the invention, R¹ of formula (A), as set forth above,
is



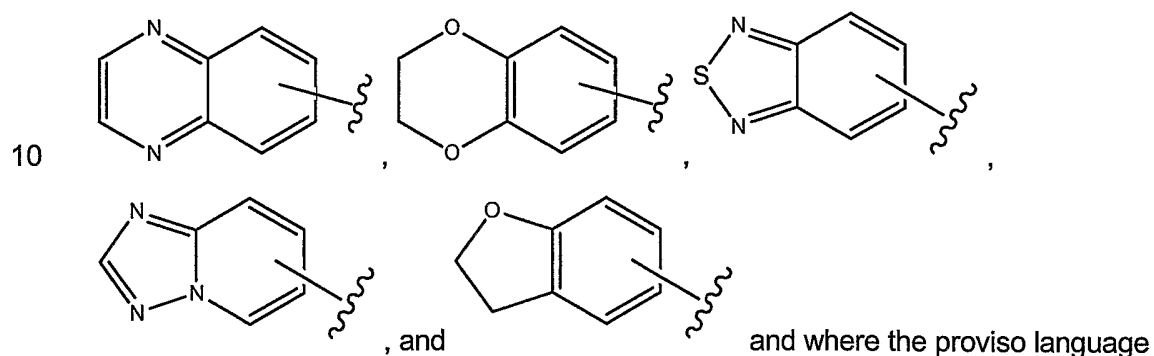
where R^{2a} is as set forth herein and where the proviso language does not apply.

In another embodiment of the invention, R¹ of formula (A), as set forth above, is selected from the group consisting of:



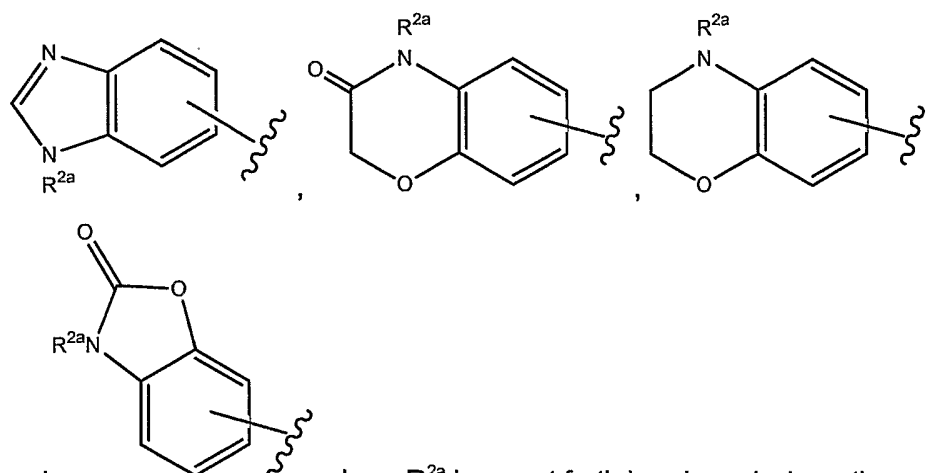
proviso language does not apply.

In another embodiment of the invention R¹ of formula (A), as set forth above, is selected from the group consisting of:



does not apply.

In another embodiment of the invention, R¹ of formula (A), as set forth above, is selected from the group consisting of:



and where R^{2a} is as set forth herein and where the proviso language does not apply.

The invention also provides a pharmaceutical composition comprising at least one compound of the invention and a pharmaceutically acceptable carrier.

The invention further provides a method of preparation of a compound of the invention.

The invention still further provides a method of preventing or treating a TGF-related disease state in an animal or human comprising the step of administering a therapeutically effective amount of at least one compound of the invention to the animal or human suffering from the TGF-related disease state.

The invention still further provides the use of a compound of the invention in the preparation of a medicament for the prevention or treatment of a TGF-related disease state in an animal or human.

DEFINITIONS

As used herein, the article "a" or "an" refers to both the singular and plural form of the object to which it refers.

As used herein, the term "alkyl," as well as the alkyl moieties of other groups referred to herein (e.g., alkoxy) refers to a linear or branched saturated hydrocarbon (e.g., methyl, ethyl, *n*-propyl, *isopropyl*, *n*-butyl, *iso*-butyl, *secondary*-butyl, *tertiary*-butyl).

As used herein, the term "cycloalkyl" refers to a mono or bicyclic carbocyclic ring (e.g., cyclopropyl, cyclobutyl, cyclopentyl, cyclohexyl, cycloheptyl, cyclooctyl, cyclononyl, cyclopentenyl, cyclohexenyl, bicyclo[2.2.1]heptanyl, bicyclo[3.2.1]octanyl and bicyclo[5.2.0]nonanyl).

As used herein, the term "halogen" or "halo" refers to fluoro, chloro, bromo or iodo or fluoride, chloride, bromide or iodide.

As used herein, the term "halo-substituted alkyl" or "haloalkyl" refers to an alkyl radical, as set forth above, substituted with one or more halogens, as set forth
5 above, including, but not limited to, chloromethyl, dichloromethyl, fluoromethyl, difluoromethyl, trifluoromethyl, and 2,2,2-trichloroethyl.

As used herein, the term "perhaloalkyl" refers to an alkyl radical, as set forth above, where each hydrogen of the alkyl group is replaced with a "halogen" or "halo", as set forth above.

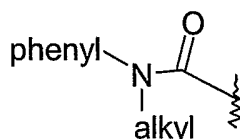
10 As used herein, the term "alkenyl" refers to a linear or branched hydrocarbon chain radical containing at least two carbon atoms and at least one double bond. Examples include, but are not limited to, ethenyl, 1-propenyl, 2-propenyl (allyl), *iso*-propenyl, 2-methyl-1-propenyl, 1-butenyl, and 2-butenyl.

As used herein, the term "alkynyl" refers to a linear or branched hydrocarbon chain
15 radical having at least one triple bond including, but not limited to, ethynyl, propynyl, and butynyl.

As used herein, the term "carbonyl" refers to a $>\text{C}=\text{O}$ moiety.

Alkoxy-carbonylamino (*i.e.* alkoxy($\text{C}=\text{O}$)-NH-) refers to an alkyl carbamate group. The carbonyl group is also equivalently defined herein as ($\text{C}=\text{O}$).

20 As used herein, the term "phenyl-[(alkyl)-N]-($\text{C}=\text{O}$)-" refers to a N,N'-disubstituted amide group of the formula



As used herein, the term "aryl" refers to an aromatic radical such as, for example, phenyl, naphthyl, tetrahydronaphthyl, and indanyl.

25 As used herein, the term "heteroaryl" refers to an aromatic group containing at least one heteroatom selected from O, S and N. For example, heteroaryl groups include, but are not limited to, pyridyl, pyrazinyl, pyrimidinyl, pyridazinyl, thienyl, furyl, imidazolyl, pyrrolyl, oxazolyl (*e.g.*, 1,3-oxazolyl, 1,2-oxazolyl), thiazolyl (*e.g.*, 1,2-thiazolyl, 1,3-thiazolyl), pyrazolyl, tetrazolyl, triazolyl (*e.g.*, 1,2,3-triazolyl, 1,2,4-triazolyl), oxadiazolyl (*e.g.*, 1,2,3-oxadiazolyl), thiadiazolyl (*e.g.*, 1,3,4-thiadiazolyl),
30 quinolyl, isoquinolyl, benzothienyl, benzofuryl, and indolyl.

As used herein, the term "heterocyclic" refers to a saturated or unsaturated C₃-C₂₀ mono-, bi- or polycyclic group containing at least one heteroatom selected from N, O, and S. Examples of heterocyclic groups include, but are not limited to, azetidiny, tetrahydrofuranyl, imidazolidiny, pyrrolidiny, piperidiny, piperaziny, oxazolidiny, thiazolidiny, pyrazolidiny, thiomorpholiny, tetrahydrothiaziny, tetrahydro-thiadiaziny, morpholiny, oxetany, tetrahydrodiaziny, oxaziny, oxcithiaziny, indoliny, isoindoliny, quinuclidiny, chromany, isochromany, benzocaziny, and the like. Examples of monocyclic saturated or unsaturated ring systems are tetrahydrofuran-2-yl, tetrahydrofuran-3-yl, imidazolidin-1-yl, imidazolidin-2-yl, imidazolidin-4-yl, pyrrolidin-1-yl, pyrrolidin-2-yl, pyrrolidin-3-yl, piperidin-1-yl, piperidin-2-yl, piperidin-3-yl, piperazin-1-yl, piperazin-2-yl, piperazin-3-yl, 1,3-oxazolidin-3-yl, isothiazolidine, 1,3-thiazolidin-3-yl, 1,2-pyrazolidin-2-yl, 1,3-pyrazolidin-1-yl, thiomorpholin-yl, 1,2-tetrahydrothiazin-2-yl, 1,3-tetrahydrothiazin-3-yl, tetrahydrothiadiazin-yl, morpholin-yl, 1,2-tetrahydrodiazin-2-yl, 1,3-tetrahydrodiazin-1-yl, 1,4-oxazin-2-yl, and 1,2,5-oxathiazin-4-yl.

As used herein, the term "pharmaceutically acceptable acid addition salt" refers to non-toxic acid addition salts, *i.e.*, salts derived from pharmacologically acceptable anions, such as the hydrochloride, hydrobromide, hydroiodide, nitrate, sulfate, bisulfate, phosphate, acid phosphate, acetate, lactate, citrate, acid citrate, tartrate, bitartrate, succinate, maleate, fumarate, gluconate, saccharate, benzoate, methanesulfonate, ethanesulfonate, benzenesulfonate, p-toluenesulfonate and pamoate [*i.e.*, 1,1'-methylene-bis-(2-hydroxy-3-naphthoate)]salts.

As used herein, the term "pharmaceutically acceptable base addition salt" refers to non-toxic base addition salts, *i.e.*, salts derived from such pharmacologically acceptable cations such as alkali metal cations (*e.g.*, potassium and sodium) and alkaline earth metal cations (*e.g.*, calcium and magnesium), ammonium or water-soluble amine addition salts such as N-methylglucamine-(meglumine), and the lower alkanolammonium and other base salts of pharmaceutically acceptable organic amines.

As used herein, the term "suitable substituent", "substituent" or "substituted" refers to a chemically and pharmaceutically acceptable functional group, *i.e.*, a moiety that does not negate the inhibitory and/or therapeutic activity of the inventive compounds. Such suitable substituents may be routinely selected by those skilled in the art. Illustrative examples of suitable substituents include, but are not limited to,

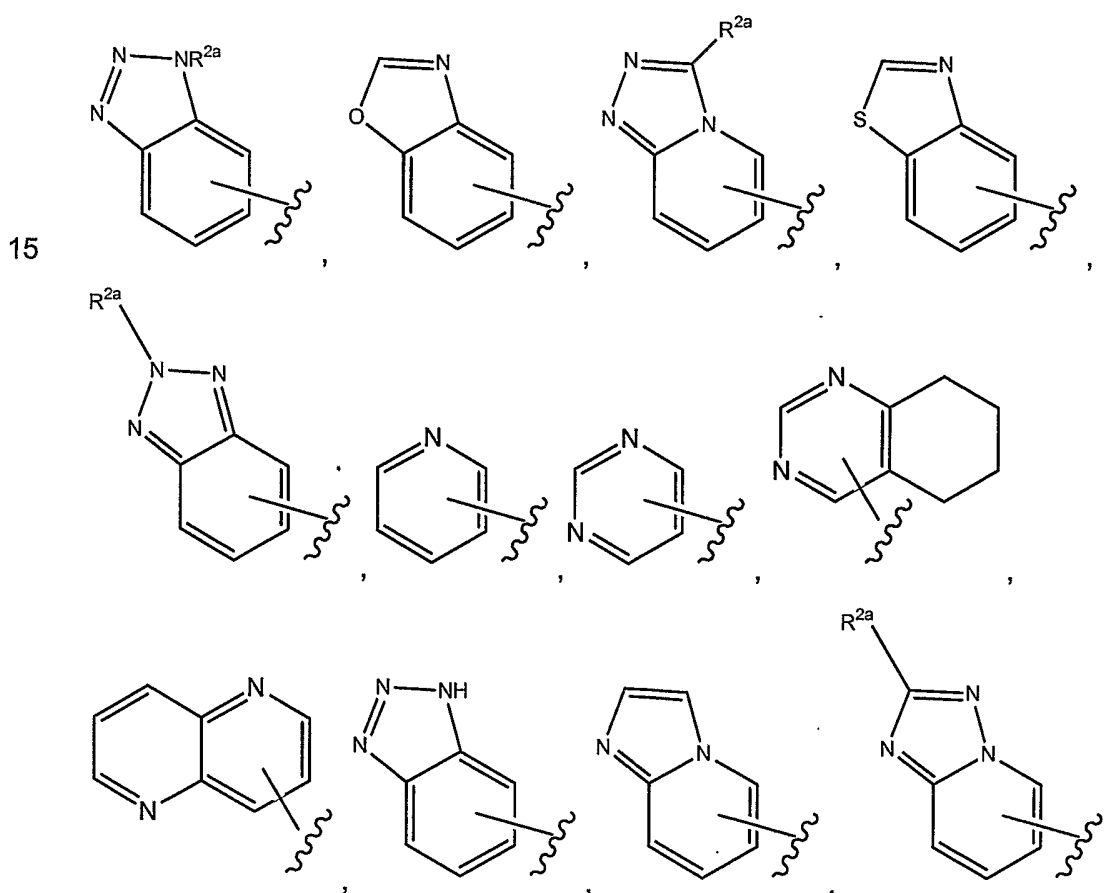
carbonyl, halo, haloalkyl, perfluoroalkyl, perfluoroalkoxy, alkyl, alkenyl, alkynyl, hydroxy, oxo, mercapto, alkylthio, alkoxy, aryl or heteroaryl, aryloxy or heteroaryloxy, aralkyl or heteroaralkyl, aralkoxy or heteroaralkoxy, HO-(C=O)-, ester, amido, ether, amino, alkyl- and dialkylamino, cyano, nitro, carbamoyl, alkylcarbonyl,

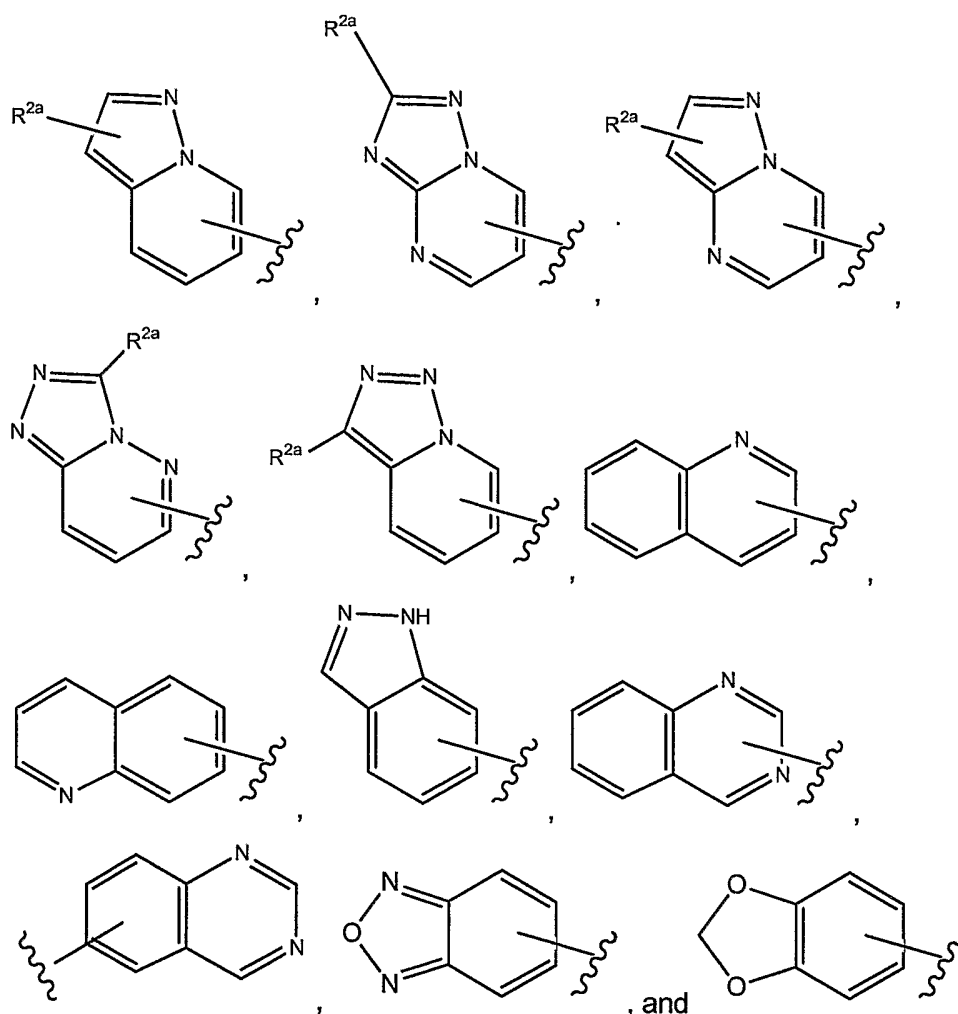
- 5 alkoxy carbonyl, alkylaminocarbonyl, dialkylaminocarbonyl, arylcarbonyl, aryloxy carbonyl, alkylsulfonyl, arylsulfonyl and the like. Those skilled in the art will appreciate that many substituents can be substituted by additional substituents.

As used herein, the term "TGF-related disease state" refers to any disease state mediated by the production of TGF- β .

- 10 As used herein, the term "Ph" refers to phenyl.

As used herein, the term "a saturated, unsaturated, or aromatic C₃-C₂₀ mono-, bi- or polycyclic ring optionally containing at least one heteroatom" refers to, but is not limited to,





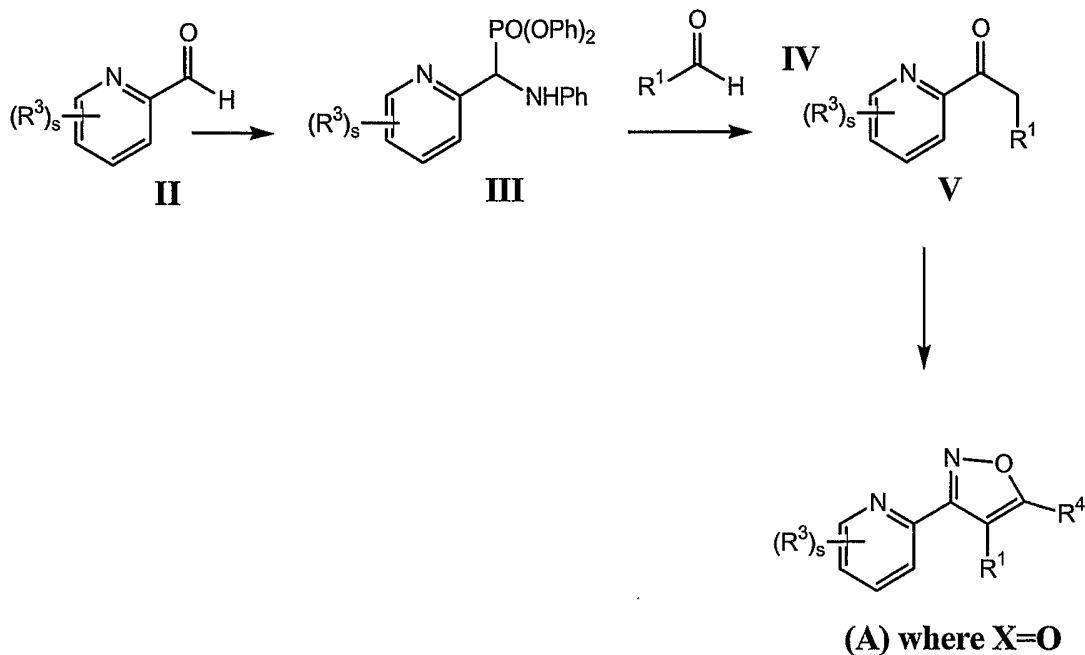
- 5 where R^{2a} is independently selected from the group consisting of: (C₁-C₆)alkyl, (C₂-C₆)alkenyl, (C₂-C₆)alkynyl, (C₃-C₁₀)cycloalkyl, (C₅-C₁₀)aryl, (C₁-C₆)alkylaryl, amino, carbonyl, carboxyl, (C₂-C₆)acid, (C₁-C₆)ester, (C₅-C₁₀)heteroaryl, (C₅-C₁₀)heterocyclyl, (C₁-C₆)alkoxy, nitro, halo, hydroxyl, (C₁-C₆)alkoxy(C₁-C₆)ester, and those groups described in U.S. Application Nos. 10/094,717, 10/094,760, and 10/115,952, each of
- 10 which is herein incorporated in its entirety by reference; and where alkyl, alkenyl, alkynyl, cycloalkyl, aryl, amino, acid, ester, heteroaryl, heterocyclyl, and alkoxy of R^{2a} is optionally substituted by at least one moiety independently selected from the group consisting of halo, (C₁-C₆)alkyl, (C₂-C₆)alkenyl, (C₂-C₆)alkynyl, perhalo(C₁-C₆)alkyl, phenyl, (C₃-C₁₀)cycloalkyl, (C₅-C₁₀)heteroaryl, (C₅-C₁₀)heterocyclic, formyl, NC-, (C₁-C₆)alkyl-(C=O)-, phenyl-(C=O)-, HO-(C=O)-, (C₁-C₆)alkyl-O-(C=O)-, (C₁-C₆)alkyl-NH-(C=O)-, ((C₁-C₆)alkyl)₂-N-(C=O)-, phenyl-NH-(C=O)-, phenyl-[(C₁-C₆)alkyl-N]-(C=O)-, O₂N-, amino, (C₁-C₆)alkylamino, ((C₁-C₆)alkyl)₂-amino, (C₁-C₆)alkyl-(C=O)-NH-,
- 15

(C₁-C₆)alkyl-(C=O)-[(C₁-C₆)alkyl]-N]-, phenyl-(C=O)-NH-, phenyl-(C=O)-[(C₁-C₆)alkyl]-N]-, H₂N-(C=O)-NH-, (C₁-C₆)alkyl-HN-(C=O)-NH-, ((C₁-C₆)alkyl)₂N-(C=O)-NH-, (C₁-C₆)alkyl-HN-(C=O)-[(C₁-C₆)alkyl]-N]-, ((C₁-C₆)alkyl)₂N-(C=O)-[(C₁-C₆)alkyl]-N]-, phenyl-HN-(C=O)-NH-, (phenyl)₂N-(C=O)-NH-, phenyl-HN-(C=O)-[(C₁-C₆)alkyl]-N]-, (phenyl)₂N-(C=O)-[(C₁-C₆)alkyl]-N]-, (C₁-C₆)alkyl-O-(C=O)-NH-, (C₁-C₆)alkyl-O-(C=O)-[(C₁-C₆)alkyl]-N]-, phenyl-O-(C=O)-NH-, phenyl-O-(C=O)-[(alkyl)-N]-, (C₁-C₆)alkyl-SO₂NH-, phenyl-SO₂NH-, (C₁-C₆)alkyl-SO₂-, phenyl-SO₂-, hydroxy, (C₁-C₆)alkoxy, perhalo(C₁-C₆)alkoxy, phenoxy, (C₁-C₆)alkyl-(C=O)-O-, (C₁-C₆)ester-(C₁-C₆)alkyl-O-, phenyl-(C=O)-O-, H₂N-(C=O)-O-, (C₁-C₆)alkyl-HN-(C=O)-O-, ((C₁-C₆)alkyl)₂N-(C=O)-O-, phenyl-HN-(C=O)-O-, and (phenyl)₂N-(C=O)-O-.

DETAILED DESCRIPTION OF THE INVENTION

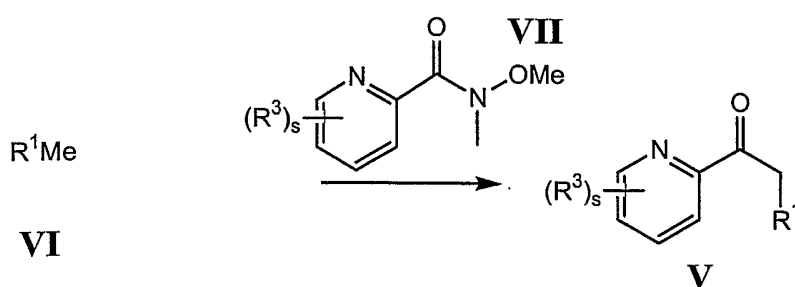
The following reaction schemes illustrate the preparation of the compounds of the present invention. A compound of the invention may be prepared by methods analogous to those described in U.S. Application Nos. 10/094,717, 10/094,760, and 10/115,952 and WO 02/40476. Unless otherwise indicated, X, R¹, R³, R⁴, R^{2a}, and s in the reaction schemes and the discussion that follow are defined above.

SCHEME 1

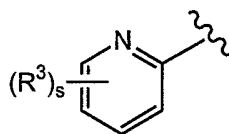


Scheme 1 refers to the preparation of compounds of the formula (A) where X is O. Referring to Scheme 1, a compound of the formula III was prepared from aldehydes of the formula II by first treatment with an aromatic amine, such as aniline, in a polar solvent. Suitable solvents include ethyl acetate, isopropyl acetate, or tetrahydrofuran, preferably isopropyl acetate. The resulting reaction mixture was heated to a temperature from about 50°C to about 100°C, preferably 60°C, and then slowly treated with phosphorous acid diphenyl ester. The temperature of the reaction mixture was maintained for a period from about 30 minutes to about 3 hours, preferably 1 hour and then cooled to ambient temperature overnight. A compound of formula II was prepared according to Preparation E, set forth below.

A compound of the formula V was prepared from a compound of the formula III by reaction with an aldehyde of the formula IV in the presence of a base, such as potassium tert-butoxide, in a polar solvent. Suitable solvents include ethyl acetate, isopropyl acetate, or tetrahydrofuran, preferably a mixture of tetrahydrofuran and isopropyl acetate. The aforesaid reaction was run at a temperature from about 0°C to about 100°C, preferably about 22°C (ambient temperature), for a period from about 30 minutes to about 5 hours, preferably 2 hours. The resulting reaction mixture was then treated with acid, such as hydrochloric acid for a period from about 30 minutes to about 5 hours, preferably about 1 hour. A compound of formula (A) where X=O was prepared from a compound of formula V by treatment with an excess of hydroxyl amine in a polar solvent such as ethanol, at a temperature of about 0°C to about 60°C, preferably about room temperature. The resulting adduct was then stirred in N,N-dimethylformamide dimethylacetal and heated neat at a temperature from about 60°C to about 100°C, preferably about 80°C, for a period of about 60 minutes to about 60 hours, preferably about 36 hours.

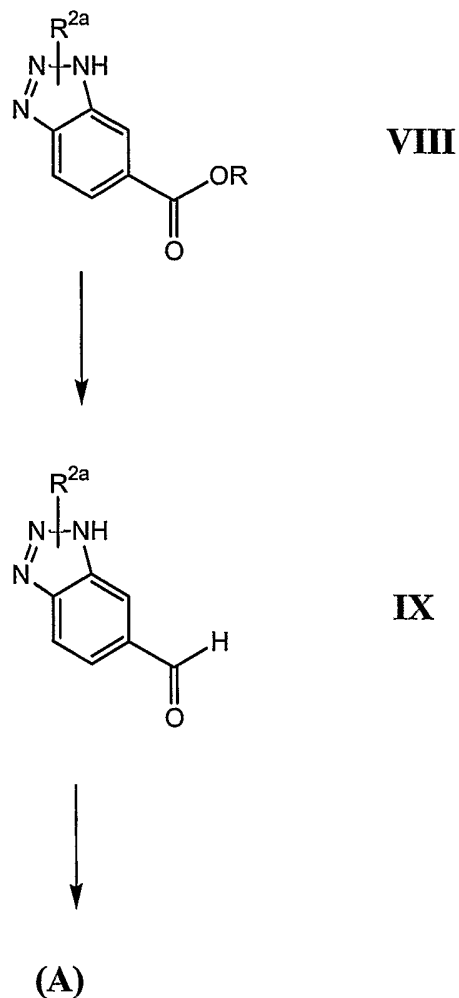
SCHEME 2

Scheme 2 refers to the preparation of compounds of the formula V, which are intermediates in the preparation of compounds of formula (A) in Scheme 1. Referring to Scheme 2, a compound of the formula V was prepared from a compound of the formula VI by treatment with a base, such as butyl lithium, at a temperature of about -60°C for a time period of about 90 minutes, followed by the slow addition of pyridyl amide of the formula VII, which is either commercially available or prepared according to methods analogous to those of Preparation C, as set forth below, where R¹ is replaced by



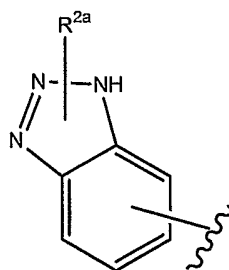
in a polar aprotic solvent, such as tetrahydrofuran. The aforesaid reaction was run at a temperature from about -78°C to about 0°C, preferably about -20°C, for a period from about 1 hour to about 10 hours, preferably about 3 hours.

Alternatively the compound of formula V is prepared according to the methods of Davies, I. W.; Marcoux, J. F.; Corley, E. G.; Journet, M.; Cai, D.-W.; Palucki, M.; Wu, J.; Larsen, R. D.; Rossen, K.; Pye, P. J.; DiMichele, L.; Dormer, P.; Reider, P. J.; J. Org. Chem., Vol. 65, pp. 8415-8420 (2000).

SCHEME 3

Scheme 3 refers to the preparation of compounds of the formula (A) where R¹


5 is



Referring to Scheme 3, compounds of the formula IX were prepared from compounds of the formula VIII, both of which are either commercially available or can be prepared according to the procedure described in Preparation D, each as set forth

below. In Scheme 3 the compounds of formula (A) was prepared from compound IX according to procedures described in Scheme 1.

SCHEME 4

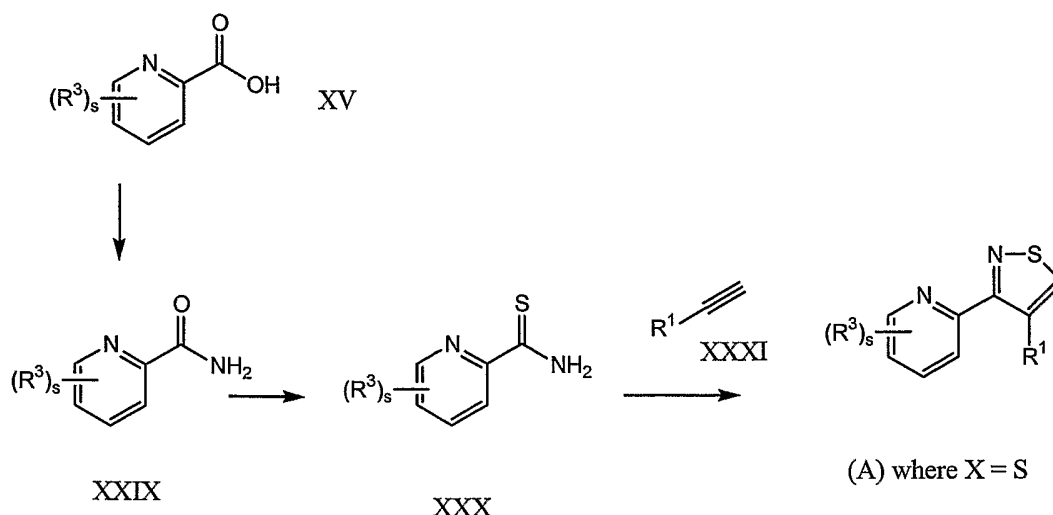


5

Scheme 4 refers to the preparation of compounds of the formula V, which are intermediates in the preparation of compounds of formula (A) in Scheme 1. Referring to Scheme 4, a compound of the formula V was prepared from compound of the formula X, which is either commercially available or prepared according to Preparation B, as set forth below, by reaction with a compound of the formula R^1-Cl , in the presence of a catalyst such as palladium II acetate, a base (e.g., potassium tert-butoxide, and AMPHOS® (*i.e.*, 2-dicyclohexylphosphino-2'-(N,N-dimethylamino)biphenyl, commercially available from Strem Chemicals, Newburyport, MA)) in a polar aprotic solvent such as tetrahydrofuran. The aforesaid reaction was run at a temperature from about 50°C to about 100°C, preferably about 75°C, for a period from about 6 hours to about 24 hours, preferably about 18 hours.

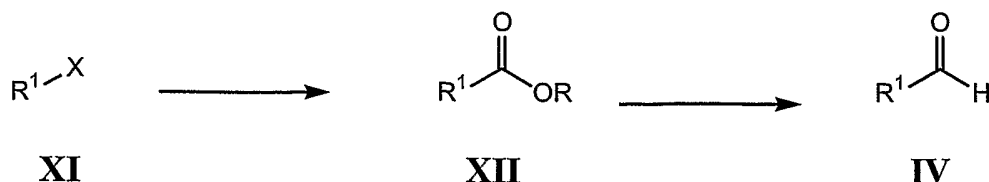
20

SCHEME 5

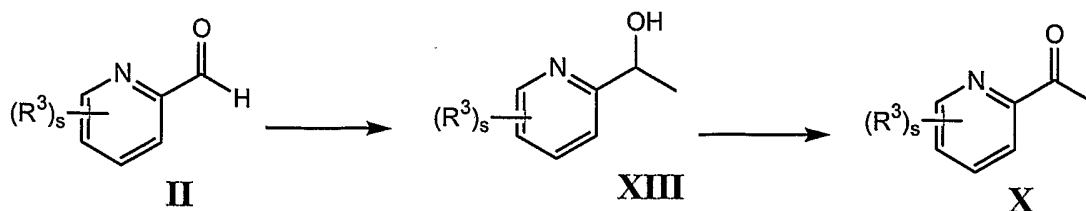


5

Scheme 5 refers to the preparation of compounds of the formula A, where X = S. Referring to Scheme 5, an amide of the formula XXIX can be prepared from compounds of the formula XV (commercially available from Aldrich Chemical, Milwaukee, WI) by treatment with thionyl chloride followed by quenching with ammonia. Thioamide XXX can be prepared from XXIX by treatment with Lawson's reagent in a solvent such as toluene, at temperatures of 20 –100 °C. A compound of formula (A) where X= S could be prepared from XXX as described by Tetrahedron Letters, 25, 409-410, 1984, by reaction with acetylene XXXI. A compound of formula XXXI can be prepared from R¹Br by combination with a catalyst such as PDCI₂(PPh)₂, in the presence of an additive such as CuI, and ethynyl-trimethyl-silane, at a temperature of about 0°C to about 80°C, preferably about room temperature, in a polar solvent such as tetrahydrofuran. The trimethyl-silane group can then be removed under standard deprotection conditions.

PREPARATION A

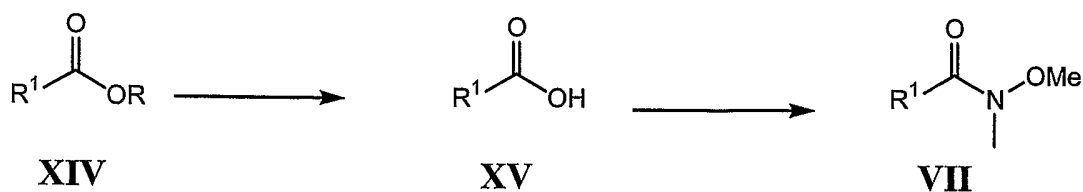
- 5 Preparation A refers to the preparation of compounds of the formula IV, which are intermediates useful in the preparation of compounds of the formula (A). In Preparation A, R is a simple alkyl group such as methyl or ethyl. Referring to Preparation A, compounds of the formula XII were prepared from a compound of the formula XI, wherein X is a chloride or bromide, by an alkoxycarbonylation reaction.
- 10 Suitable conditions include metal-halogen exchange with butyl lithium in a solvent such as tetrahydrofuran at a temperature of about 0°C, for a period of time of about 30 minutes, followed by the addition of ethylchloroformate at a temperature of about 0°C, followed by a period of time of about 2.4 hours at about 50°C. A compound of formula XI are commercially available.
- 15 The compound of the formula IV was prepared from a compound of the formula XII by a two-step process. First the compound of formula XII was treated with a reducing agent. Suitable reducing agents include lithium borohydride, sodium borohydride, lithium aluminum hydride, and borane in tetrahydrofuran. Suitable solvents for the aforesaid reaction include methanol, ethanol, tetrahydrofuran, diethyl
- 20 ether, and dioxane. The aforesaid reaction was run at a temperature from about 0°C to about 100°C, preferably about 65°C, for a period from about 10 minutes to about 1 hour, preferably about 30 minutes. The resulting primary alcohol was then oxidized to the corresponding aldehyde of the formula IV by treatment with an oxidizing agent, such as N-methyl morpholine N-oxide/TPAP, Dess-Martin reagent, PCC or oxalyl
- 25 chloride-DMSO, preferably oxalyl chloride-DMSO. Suitable solvents for the aforesaid reaction include chloroform, tetrahydrofuran, or dichloromethane. The aforesaid reaction was conducted at a temperature from about -78°C to about 22°C for a time from about 15 minutes to about 3 hours, preferably about 1 hour.

PREPARATION B

Preparation B refers to the preparation of compounds of the formula X, which are intermediates useful in the preparation of compounds of the formula (A).

Referring to Preparation B, a compound of formula XIII was prepared from a compound of the formula II by reaction with methyl magnesium bromide in a polar solvent such as a mixture of tetrahydrofuran and toluene. The aforesaid reaction was run at a temperature from about -78°C to about 0°C, preferably about -60°C, for a period from about 10 minutes to about 1 hour, preferably about 40 minutes, followed by a period of about 90 minutes at a temperature of about -10°C. A compound of formula II was prepared according to Preparation E, set forth below.

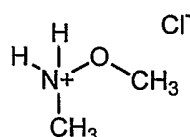
The compound of formula X was prepared from a compound of the formula XIII by treatment with an oxidizing agent, such as N-methyl morpholine N-oxide/TPAP, Dess-Martin reagent, PCC or oxalyl chloride-DMSO, preferably oxalyl chloride-DMSO. Suitable solvents for the aforesaid reaction include chloroform, tetrahydrofuran, or dichloromethane. The aforesaid reaction was conducted at a temperature from about -78°C to about 22°C for a time from about 15 minutes to about 3 hours, preferably about 1 hour.

PREPARATION C

Preparation C refers to the preparation of compounds of the formula VII, which are intermediates useful in the preparation of compounds of the formula (A). In Preparation C, R is a simple alkyl group such as methyl or ethyl. Referring to Preparation C, compounds of the formula XV were prepared from a compound of the formula XIV, which may be prepared according to a procedure described in Preparation A or are commercially available, by treatment with a base such as lithium

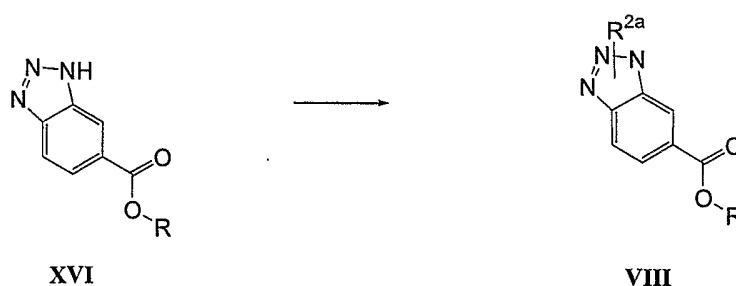
hydroxide, in a polar protic solvent. Suitable solvents for the aforesaid reaction included methanol, ethanol, and water. The aforesaid reaction was conducted at a temperature from about 0°C to about 30°C, preferably about 22°C (room temperature) for a time from about 15 minutes to about 3 hours, preferably about 1
5 hour.

The compound of the formula VII was prepared from a compound of the formula XV by reaction with a suitable activating agent and a compound of the formula

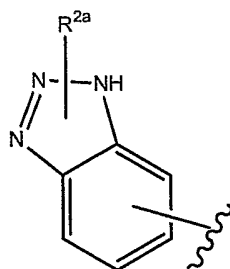


and a base. Suitable activating agents included thionyl chloride, carbonyldiimidazole, EDCI and DCC, preferably oxalyl chloride. Suitable bases included triethylamine, Hunig's base, or DBU, preferably triethylamine. Suitable solvents for the aforesaid reaction include methylene chloride, N,N'-dimethylformamide, tetrahydrofuran, and a mixture thereof, preferably methylene chloride. The aforesaid reaction was
15 conducted at a temperature from about 0°C to about 30°C, preferably about 22°C (room temperature) for a time from about 6 hours to about 48 hours, preferably about 12 hours.

PREPARATION D

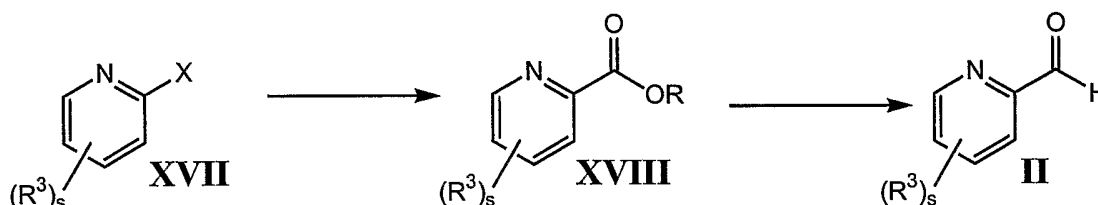


Preparation D refers to the preparation of compounds of the formula VIII, which is an intermediate useful in the preparation of compounds of formula (A), where R¹ is



In Preparation D, R is (C₁-C₆)alkyl. The compound of formula VIII was prepared from a compound of formula XVI by treatment with an alkyl halide, such as methyl iodide, in the presence of a base such as sodium hydride, in a polar aprotic solvent such as N,N'-dimethylformamide. Compounds of the formula XVI are commercially available.

PREPARATION E



Preparation E refers to the preparation of compounds of the formula II, which are intermediates useful in the preparation of compounds of formula (A), as set forth above. In Preparation E, R is a simple alkyl group such as methyl or ethyl. Referring to Preparation E, compounds of the formula XVIII were prepared from heteroarylhalides of the formula XVII, wherein X is a chloride or bromide, according to the procedure described for the preparation of compound XII from compound XI in Preparation A. The compound of the formula II was prepared from a compound of the formula XVIII according to the two-step process described for the preparation of compound IV from compound XII in Preparation A.

All pharmaceutically acceptable salts, prodrugs, tautomers, hydrates and solvates of a compound of the invention is also encompassed by the invention. A compound of the invention which is basic in nature is capable of forming a wide variety of different salts with various inorganic and organic acids. Although such salts must be pharmaceutically acceptable for administration to animals and humans, it is often desirable in practice to initially isolate a compound of the invention from the reaction mixture as a pharmaceutically unacceptable salt and then simply convert the

latter back to the free base compound by treatment with an alkaline reagent, and subsequently convert the free base to a pharmaceutically acceptable acid addition salt. The acid addition salts of the base compounds of this invention are readily prepared by treating the base compound with a substantially equivalent amount of
5 the chosen mineral or organic acid in an aqueous solvent medium or in a suitable organic solvent such as, for example, methanol or ethanol. Upon careful evaporation of the solvent, the desired solid salt is obtained.

The acids which can be used to prepare the pharmaceutically acceptable acid addition salts of the base compounds of this invention are those which form non-toxic
10 acid addition salts, *i.e.*, salts containing pharmacologically acceptable anions, such as chloride, bromide, iodide, nitrate, sulfate or bisulfate, phosphate or acid phosphate, acetate, lactate, citrate or acid citrate, tartrate or bitartrate, succinate, maleate, fumarate, gluconate, saccharate, benzoate, methanesulfonate and pamoate [*i.e.*, 1,1'-methylene-bis-(2-hydroxy-3-naphthoate)] salts.

15 A compound of the invention which is also acidic in nature, *e.g.*, contains a COOH or tetrazole moiety, is capable of forming base salts with various pharmacologically acceptable cations. Although such salts must be pharmaceutically acceptable for administration to animals and humans, it is often desirable in practice to initially isolate a compound of the invention from the reaction mixture as a
20 pharmaceutically unacceptable salt and then simply convert the latter back to the free acid compound by treatment with an acidic reagent, and subsequently convert the free acid to a pharmaceutically acceptable base addition salt. Examples of such pharmaceutically acceptable base addition salts include the alkali metal or alkaline-earth metal salts and particularly, the sodium and potassium salts. These salts can
25 be prepared by conventional techniques. The chemical bases which can be used as reagents to prepare the pharmaceutically acceptable base addition salts of this invention are those which form non-toxic base salts with the herein described acidic compounds of the invention. These non-toxic base salts include salts derived from such pharmacologically acceptable cations as sodium, potassium, calcium and
30 magnesium, etc. These salts can easily be prepared by treating the corresponding acidic compounds with an aqueous solution containing the desired pharmacologically acceptable cations, and then evaporating the resulting solution to dryness, preferably under reduced pressure. Alternatively, they may also be prepared by mixing lower alkanolic solutions of the acidic compounds and the desired alkali metal alkoxide

together, and then evaporating the resulting solution to dryness in the same manner as before. In either case, stoichiometric quantities of reagents are preferably employed in order to ensure completeness of reaction and maximum product yields.

Isotopically-labeled compounds are also encompassed by the present invention. As used herein, an "isotopically-labeled compound" refers to a compound of the invention including pharmaceutical salts, prodrugs thereof, each as described herein, in which one or more atoms are replaced by an atom having an atomic mass or mass number different from the atomic mass or mass number usually found in nature. Examples of isotopes that can be incorporated into compounds of the invention include isotopes of hydrogen, carbon, nitrogen, oxygen, phosphorous, fluorine and chlorine, such as ^2H , ^3H , ^{13}C , ^{14}C , ^{15}N , ^{18}O , ^{17}O , ^{31}P , ^{32}P , ^{35}S , ^{18}F , and ^{36}Cl , respectively.

By isotopically-labeling a compound of the present invention, the compounds may be useful in drug and/or substrate tissue distribution assays. Tritiated (^3H) and carbon-14 (^{14}C) labeled compounds are particularly preferred for their ease of preparation and detectability. Further, substitution with heavier isotopes such as deuterium (^2H) can afford certain therapeutic advantages resulting from greater metabolic stability, for example increased *in vivo* half-life or reduced dosage requirements and, hence, may be preferred in some circumstances. Isotopically labeled compounds of the invention, including pharmaceutical salts, prodrugs thereof, can be prepared by any means known in the art.

Stereoisomers (e.g., cis and trans isomers) and all optical isomers of a compound of the invention (e.g., R and S enantiomers), as well as racemic, diastereomeric and other mixtures of such isomers are contemplated by the present invention.

The compounds, salts, prodrugs, tautomers, hydrates, and solvates of the present invention can exist in several tautomeric forms, including the enol and imine form, and the keto and enamine form and geometric isomers and mixtures thereof. All such tautomeric forms are included within the scope of the present invention. Tautomers exist as mixtures of a tautomeric set in solution. In solid form, usually one tautomer predominates. Even though one tautomer may be described, the present invention includes all tautomers of the present compounds.

The present invention also includes atropisomers of the present invention. Atropisomers refer to compounds of the invention that can be separated into rotationally restricted isomers.

5 A compound of the invention, as described above, can be used in the manufacture of a medicament for the prophylactic or therapeutic treatment of a TGF-related disease state in an animal or human.

A compound of the invention is a potent inhibitor of transforming growth factor ("TGF")- β signaling pathway and are therefore of use in therapy. Accordingly, the present invention provides a method of preventing or treating a TGF-related disease
10 in an animal or human comprising the step of administering a therapeutically effective amount of at least one compound of the invention to the animal or human suffering from the TGF-related disease state.

As used herein, the term "therapeutically effective amount" refers to an amount of a compound of the invention required to inhibit the TGF- β signaling
15 pathway. As would be understood by one of skill in the art, a "therapeutically effective amount" will vary from patient to patient and will be determined on a case by case basis. Factors to consider include, but are not limited to, the patient being treated, weight, health, compound administered, etc.

There are numerous disease states that can be treated by inhibition of the
20 TGF- β signaling pathway. Such disease states include, but are not limited to, all types of cancer (e.g., breast, lung, colon, prostate, ovarian, pancreatic, melanoma, all hematological malignancies, etc.) as well as all types of fibrotic diseases (e.g., glomerulonephritis, diabetic nephropathy, hepatic fibrosis, pulmonary fibrosis, arterial hyperplasia and restenosis, scleroderma, and dermal scarring).

25 The present invention also provides a pharmaceutical composition comprising at least one compound of the invention and at least one pharmaceutically acceptable carrier. The pharmaceutically acceptable carrier may be any such carrier known in the art including those described in, for example, Remington's Pharmaceutical Sciences, Mack Publishing Co., (A. R. Gennaro edit. 1985). A pharmaceutical
30 composition of the invention may be prepared by conventional means known in the art including, for example, mixing at least one compound of the invention with a pharmaceutically acceptable carrier.

A pharmaceutical composition of the invention may be used in the prevention or treatment of a TGF-related disease state, as described above, in an animal or

human. Thus, a compound of the invention may be formulated as a pharmaceutical composition for oral, buccal, intranasal, parenteral (e.g., intravenous, intramuscular or subcutaneous), topical, or rectal administration or in a form suitable for administration by inhalation or insufflation.

5 For oral administration, the pharmaceutical composition may take the form of, for example, a tablet or capsule prepared by conventional means with a pharmaceutically acceptable excipient such as a binding agent (e.g., pregelatinized maize starch, polyvinylpyrrolidone or hydroxypropyl methylcellulose); filler (e.g., lactose, microcrystalline cellulose or calcium phosphate); lubricant (e.g., magnesium
10 stearate, talc or silica); disintegrant (e.g., potato starch or sodium starch glycolate); or wetting agent (e.g., sodium lauryl sulphate). The tablets may be coated by methods well known in the art. Liquid preparations for oral administration may take the form of a, for example, solution, syrup or suspension, or they may be presented as a dry product for constitution with water or other suitable vehicle before use. Such liquid
15 preparations may be prepared by conventional means with a pharmaceutically acceptable additive such as a suspending agent (e.g., sorbitol syrup, methyl cellulose or hydrogenated edible fats); emulsifying agent (e.g., lecithin or acacia); non-aqueous vehicle (e.g., almond oil, oily esters or ethyl alcohol); and preservative (e.g., methyl or propyl p-hydroxybenzoates or sorbic acid).

20 For buccal administration, the composition may take the form of tablets or lozenges formulated in conventional manner.

 A compound of the present invention may also be formulated for sustained delivery according to methods well known to those of ordinary skill in the art. Examples of such formulations can be found in United States Patents 3,538,214,
25 4,060,598, 4,173,626, 3,119,742, and 3,492,397, which are herein incorporated by reference in their entirety.

 A compound of the invention may be formulated for parenteral administration by injection, including using conventional catheterization techniques or infusion. Formulations for injection may be presented in unit dosage form, e.g., in ampules or
30 in multi-dose containers, with an added preservative. The compositions may take such forms as suspensions, solutions or emulsions in oily or aqueous vehicles, and may contain a formulating agent such as a suspending, stabilizing and/or dispersing agent. Alternatively, the active ingredient may be in powder form for reconstitution with a suitable vehicle, e.g., sterile pyrogen-free water, before use.

A compound of the invention may also be formulated in rectal compositions such as suppositories or retention enemas, e.g., containing conventional suppository bases such as cocoa butter or other glycerides.

For intranasal administration or administration by inhalation, a compound of
5 the invention may be conveniently delivered in the form of a solution or suspension from a pump spray container that is squeezed or pumped by the patient or as an aerosol spray presentation from a pressurized container or a nebulizer, with the use of a suitable propellant, e.g., dichlorodifluoromethane, trichlorofluoromethane, dichlorotetrafluoroethane, carbon dioxide or other suitable gas. In the case of a
10 pressurized aerosol, the dosage unit may be determined by providing a valve to deliver a metered amount. The pressurized container or nebulizer may contain a solution or suspension of the compound of the invention. Capsules and cartridges (made, for example, from gelatin) for use in an inhaler or insufflator may be formulated containing a powder mix of a compound of the invention and a suitable
15 powder base such as lactose or starch.

A proposed dose of a compound of the invention for oral, parenteral or buccal administration to the average adult human for the treatment of a TGF-related disease state is about 0.1 mg to about 2000 mg, preferably, about 0.1 mg to about 200 mg of the active ingredient per unit dose which could be administered, for example, 1 to 4
20 times per day.

Aerosol formulations for treatment of the conditions referred to above in the average adult human are preferably arranged so that each metered dose or "puff" of aerosol contains about 20 μ g to about 10,000 μ g, preferably, about 20 μ g to about 1000 μ g of a compound of the invention. The overall daily dose with an aerosol will
25 be within the range from about 100 μ g to about 100 mg, preferably, about 100 μ g to about 10 mg. Administration may be several times daily, for example 2, 3, 4 or 8 times, giving for example, 1, 2 or 3 doses each time.

Aerosol combination formulations for treatment of the conditions referred to above in the average adult human are preferably arranged so that each metered
30 dose or "puff" of aerosol contains from about 0.01 mg to about 1000 mg, preferably, about 0.01 mg to about 100 mg of a compound of this invention, more preferably from about 1 mg to about 10 mg of such compound. Administration may be several times daily, for example 2, 3, 4 or 8 times, giving for example, 1, 2 or 3 doses each time.

Aerosol formulations for treatment of the conditions referred to above in the average adult human are preferably arranged so that each metered dose or "puff" of aerosol contains from about 0.01 mg to about 20,000 mg, preferably, about 0.01 mg to about 2000 mg of a compound of the invention, more preferably from about 1 mg to about 200 mg. Administration may be several times daily, for example 2, 3, 4 or 8 times, giving for example, 1, 2 or 3 doses each time.

For topical administration, a compound of the invention may be formulated as an ointment or cream.

This invention also encompasses pharmaceutical compositions containing and methods of treatment or prevention comprising administering prodrugs of at least one compound of the invention. As used herein, the term "prodrug" refers to a pharmacologically inactive derivative of a parent drug molecule that requires biotransformation, either spontaneous or enzymatic, within the organism to release the active drug. Prodrugs are variations or derivatives of the compounds of this invention which have groups cleavable under metabolic conditions. Prodrugs become the compounds of the invention which are pharmaceutically active *in vivo*, when they undergo solvolysis under physiological conditions or undergo enzymatic degradation. Prodrug compounds of this invention may be called single, double, triple etc., depending on the number of biotransformation steps required to release the active drug within the organism, and indicating the number of functionalities present in a precursor-type form. Prodrug forms often offer advantages of solubility, tissue compatibility, or delayed release in the mammalian organism (see, Bundgard, Design of Prodrugs, pp. 7-9, 21-24, Elsevier, Amsterdam 1985 and Silverman, The Organic Chemistry of Drug Design and Drug Action, pp. 352-401, Academic Press, San Diego, Calif., 1992). Prodrugs commonly known in the art include acid derivatives well known to practitioners of the art, such as, for example, esters prepared by reaction of the parent acids with a suitable alcohol, or amides prepared by reaction of the parent acid compound with an amine, or basic groups reacted to form an acylated base derivative. Moreover, the prodrug derivatives of this invention may be combined with other features herein taught to enhance bioavailability. For example, a compound of the invention having free amino, amido, hydroxy or carboxylic groups can be converted into prodrugs. Prodrugs include compounds wherein an amino acid residue, or a polypeptide chain of two or more (e.g., two, three or four) amino acid residues which are covalently joined through peptide bonds to free amino,

hydroxy or carboxylic acid groups of compounds of the invention. The amino acid residues include the 20 naturally occurring amino acids commonly designated by three letter symbols and also include, 4-hydroxyproline, hydroxylysine, demosine, isodemosine, 3-methylhistidine, norvalin, beta-alanine, gamma-aminobutyric acid, citrulline homocysteine, homoserine, ornithine and methionine sulfone. Prodrugs also include compounds wherein carbonates, carbamates, amides and alkyl esters which are covalently bonded to the above substituents of a compound of the invention through the carbonyl carbon prodrug sidechain.

According to the invention, in the treatment of a TGF-related disease state, a compound of the invention, as described herein, whether alone or as part of a pharmaceutical composition may be combined with another compound(s) of the invention and/or with another therapeutic agent(s). Examples of suitable therapeutic agent(s) include, but are not limited to, standard non-steroidal anti-inflammatory agents (hereinafter NSAID's) (e.g., piroxicam, diclofenac), propionic acids (e.g., naproxen, flubiprofen, fenoprofen, ketoprofen and ibuprofen), fenamates (e.g., mefenamic acid, indomethacin, sulindac, apazone), pyrazolones (e.g., phenylbutazone), salicylates (e.g., aspirin), COX-2 inhibitors (e.g., celecoxib, valdecoxib, rofecoxib and etoricoxib), analgesics and intraarticular therapies (e.g., corticosteroids) and hyaluronic acids (e.g., hyalgan and synvisc), anticancer agents (e.g., endostatin and angiostatin), cytotoxic drugs (e.g., adriamycin, daunomycin, cis-platinum, etoposide, taxol, taxotere), alkaloids (e.g., vincristine), and antimetabolites (e.g., methotrexate), cardiovascular agents (e.g., calcium channel blockers), lipid lowering agents (e.g., statins), fibrates, beta-blockers, Ace inhibitors, Angiotensin-2 receptor antagonists and platelet aggregation inhibitors, CNS agents (e.g., as antidepressants (such as sertraline)), anti-Parkinsonian drugs (e.g., deprenyl, L-dopa, Requip, Mirapex), MAOB inhibitors (e.g., selegine and rasagiline), comP inhibitors (e.g., Tasmar), A-2 inhibitors, dopamine reuptake inhibitors, NMDA antagonists, Nicotine agonists, Dopamine agonists and inhibitors of neuronal nitric oxide synthase), anti-Alzheimer's drugs (e.g., donepezil, tacrine, COX-2 inhibitors, propentofylline or metryfonate), osteoporosis agents (e.g., roloxifene, droloxifene, lasofoxifene or fosomax), and immunosuppressant agents (e.g., FK-506 and rapamycin).

Biological Activity

The activity of the compounds of the invention for the various TGF-related disease states as described herein can be determined according to one or more of the following assays. According to the invention, a compound of the invention
5 exhibits an *in vitro* IC₅₀ value of less than about 10 μ M. For example, the compound of Example 5 exhibits a T β RI IC₅₀ value of about 118 nM.

The compounds of the present invention also possess differential activity (*i.e.* are selective for) for T β RI over T β RII and T β RIII. Selectivity is measured in standard assays as a IC₅₀ ratio of inhibition in each assay.

10

TGF- β Type II Receptor (T β RII) Kinase Assay Protocol

Phosphorylation of myelin basic protein (MBP) by the T β RII kinase was measured as follows: 80 microliters of MBP (Upstate Biotechnology #13-104) diluted in kinase reaction buffer (KRB) containing 50 mM MOPS, 5 mM MgCl₂, pH 7.2 to
15 yield a final concentration of 3 micromolar MBP was added to each well of a Millipore 96-well multiscreen-DP 0.65 micron filtration plate (#MADPNOB50). 20 microliters of inhibitor diluted in KRB was added to appropriate wells to yield the desired final concentration (10 – 0.03 micromolar). 10 microliters of a mixture of ATP (Sigma #A-5394) and ³³P-ATP (Perkin Elmer #NEG/602H) diluted in KRB was added to yield a
20 final concentration of 0.25 micromolar ATP and 0.02 microcuries of ³³P-ATP per well. 10 microliters of a GST-T β RII fusion protein (glutathione S-transferase at the N-terminal end of the cytoplasmic domain of T β RII - amino acids 193-567 with A to V change at 438) diluted in KRB was added to each well to yield a final concentration of 27 nanomolar GST-T β RII. Plates were mixed and incubated for 90 minutes at room
25 temperature. After the reaction incubation, 100 microliters of cold 20% trichloroacetic acid (Aldrich #25,139-9) was added per well and plates were mixed and incubated for 60 minutes at 4°C. Liquid was then removed from the wells using a Millipore vacuum manifold. Plates were washed once with 200 microliters per well of cold 10% trichloroacetic acid followed by two washes with 100 microliters per well of cold 10%
30 trichloroacetic acid. Plates were allowed to dry overnight at room temperature. 20 microliters of Wallac OptiPhase SuperMix scintillation cocktail was added to each well. Plates were sealed and counted using a Wallac 1450 Microbeta liquid scintillation counter. The potency of inhibitors was determined by their ability to reduce T β RII-mediated phosphorylation of the MBP substrate.

ALK-5 (TbRI) Kinase Assay Protocol

The kinase assays were performed with 65 nM GST-ALK5 and 84 nM GST-Smad3 in 50 mM HEPES, 5 mM MgCl₂, 1 mM CaCl₂, 1 mM dithiothreitol, and 3 μM ATP. Reactions were incubated with 0.5 μCi of [γ-³²P]ATP for 3 h at 30°C.

- 5 Phosphorylated protein was captured on P-81 paper (Whatman, Maidstone, England), washed with 0.5% phosphoric acid, and counted by liquid scintillation. Alternatively, Smad3 or Smad1 protein was also coated onto FlashPlate Sterile Basic Microplates (PerkinElmer Life Sciences, Boston, MA). Kinase assays were then performed in Flash-Plates with same assay conditions using either the kinase
- 10 domain of ALK5 with Smad3 as substrate or the kinase domain of ALK6 (BMP receptor) with Smad1 as substrate. Plates were washed three times with phosphate buffer and counted by TopCount (Packard Bio-science, Meriden, CT). (Laping, N.J. et al. *Molecular Pharmacology* 62:58-64 (2002)).

- The following Examples illustrate the preparation of the compounds of the
- 15 present invention. Melting points are uncorrected. NMR data are reported in parts per million (δ) and are referenced to the deuterium lock signal from the sample solvent (deuteriochloroform unless otherwise specified). Mass Spectral data were obtained using a Micromass ZMD APCI Mass Spectrometer equipped with a Gilson gradient high performance liquid chromatograph. The following solvents and
- 20 gradients were used for the analysis. Solvent A; 98% water/2% acetonitrile/0.01% formic acid and solvent B; acetonitrile containing 0.005% formic acid. Typically, a gradient was run over a period of about 4 minutes starting at 95% solvent A and ending with 100% solvent B. The mass spectrum of the major eluting component was then obtained in positive or negative ion mode scanning a molecular weight
- 25 range from 165 AMU to 1100 AMU. Specific rotations were measured at room temperature using the sodium D line (589 nm). Commercial reagents were utilized without further purification. THF refers to tetrahydrofuran. DMF refers to N,N-dimethylformamide. Chromatography refers to column chromatography performed using 32-63 mm silica gel and executed under nitrogen pressure (flash
- 30 chromatography) conditions. Room or ambient temperature refers to 20-25°C. All non-aqueous reactions were run under a nitrogen atmosphere for convenience and to maximize yields. Concentration at reduced pressure means that a rotary evaporator was used.

One of ordinary skill in the art will appreciate that in some cases protecting groups may be required during preparation. After the target molecule is made, the protecting group can be removed by methods well known to those of ordinary skill in the art, such as described in Greene and Wuts, "Protective Groups in Organic
5 Synthesis" (2nd Ed, John Wiley & Sons 1991).

Analytical high performance liquid chromatography on reverse phase with mass spectrometry detection (LSMS) was done using Polaris 2x20 mm C18 column. Gradient elution was applied with increase of concentration of acetonitrile in 0.01 % aqueous formic acid from 5% to 100% during 3.75 min period. Mass
10 spectrometer Micromass ZMD was used for molecular ion identification.

Example 1

Preparation of 4-[3-(6-methyl-pyridin-2-yl)-isoxazol-4-yl]-quinoline

Step A: Preparation of [(6-Methyl-pyridyl-2-yl)-phenylamino-methyl]-phosphonic acid diphenyl ester

15 A 2L round-bottom flask was charged with 6-methyl-pyridine-2-carbaldehyde (40g, 330 mmol), aniline (30.1 mL, 330 mmol), and 380 mL of isopropyl acetate. The reaction mixture was heated to 65°C and diphenylphosphite (112 mL, 495 mmol) was added dropwise over 60 minutes. The mixture was stirred an additional 60 minutes at 65°C, then at room temperature overnight. Concentration in vacuo yielded a syrup that
20 was dissolved in 1 liter of ethyl acetate and washed with saturated sodium bicarbonate (3 x 200 mL). The organic layer was dried over sodium sulfate, filtered and concentrated onto silica gel. Product was purified by flash chromatography using 10-20% ethylacetate/hexane solvent gradient to afford 126.5 grams of pure material. HPLC t_R = 6.68 min, LC-MS = 431 (M+1).

25 Step B: Preparation of 1-(6-Methyl-pyridyl-2-yl)-2-quinolin-4-yl-ethanone

A 2L round-bottom flask was charged with [(6-Methyl-pyridyl-2-yl)-phenylamino-methyl]-phosphonic acid diphenyl ester (24.5 g, 57 mmol), quinoline-4-carbaldehyde (11.65 g, 74.1 mmol), 90 mL of tetrahydrofuran, and 180 mL of isopropylalcohol. The reaction mixture was warmed to 25°C and potassium t-butoxide (1.0M, 74.1 mL, 74.1 mmol) was added dropwise over 90 minutes. After
30 stirring an additional 30 minutes, hydrochloric acid (2M, 122 mL) was added and the mixture stirred one hour. The solution was heated to 45°C and the pH was adjusted to 5 with 6M sodium hydroxide, stirred an additional hour, then concentrated in vacuo. The residue was dissolved in chloroform and concentrated onto silica gel.

Product was purified by flash chromatography using 0-10% ethylacetate/hexane solvent gradient to afford 10.97 grams of pure material. HPLC t_R = 5.02 min, LC-MS = 263 (M+1).

Step C: Preparation of 4-[3-(6-Methyl-pyridyl-2-yl)-1H-pyrazol-4-yl]-quinoline

5 A 10mL round-bottom flask was charged with 1-(6-Methyl-pyridyl-2-yl)-2-quinolin-4-yl-ethanone (100mg, 0.38mmol), 1.5 mL of ethanol, and Hydroxylamine (140uL, 2.3 mmol, 50% in water). This reaction mixture was stirred at room temperature for 24 hours.

LC-MS confirms the desired intermediate had formed. Next the reaction
10 mixture was concentrated to complete dryness in vacuo. This residue was dissolved in N,N-dimethylformamide dimethyl acetal (1.6 mL, 12 mmol) which was then stirred at 80°C for 48 hours. LC-MS showed desired product. The reaction mixture was concentrated to complete dryness again. Product was purified by Shimodzu prep HPLC using a 5-100% acetonitrile / water solvent gradient (0.1% formic acid in both
15 solvents, scan at λ = 242 nm) to afford 18 mg of desired product. HPLC t_R = 4.74 min, LC-MS = 288 (M+1).

Example 2

6-[3-(6-Methyl-pyridin-2-yl)-isoxazol-4-yl]-[1,2,4]triazolo[4,3-a]pyridine

The title compound was prepared according to procedures analogous to
20 those described in Example 1. HPLC = 3.71 (min). LC-MS = 278 (M+1)

Example 3

6-[3-(6-Methyl-pyridin-2-yl)-isoxazol-4-yl]-quinoxaline

The title compound was prepared according to procedures analogous to
those described in Example 1. HPLC = 4.24 (min). LC-MS = 289 (M+1)

25 Example 4

4-Chloro-6-[3-(6-methyl-pyridin-2-yl)-isoxazol-4-yl]-quinoline

The title compound was prepared according to procedures analogous to
those described in Example 1. HPLC = 4.87 (min). LC-MS = 322 (M+1)

Example 5

30 6-Methoxy-4-[3-(6-methyl-pyridin-2-yl)-isoxazol-4-yl]-quinoline

The title compound was prepared according to procedures analogous to
those described in Example 1. HPLC = 4.64 (min). LC-MS = 318 (M+1)

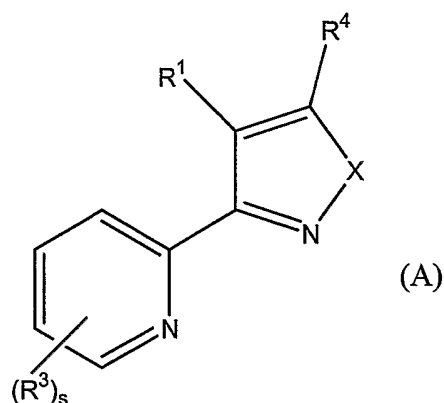
All publications, including but not limited to, issued patents, patent applications, and journal articles, cited in this application are each herein incorporated by reference in their entirety.

5 Although the invention has been described above with reference to the disclosed embodiments, those skilled in the art will readily appreciate that the specific experiments detailed are only illustrative of the invention. It should be understood that various modifications can be made without departing from the spirit of the invention. Accordingly, the invention is limited only by the following claims.

10

The claimed invention is:

1. A compound of formula (A):



5

or a pharmaceutically acceptable salt, prodrug, tautomer, hydrate or solvate thereof, wherein:

X is O or S;

- R¹ is a saturated, unsaturated, or aromatic C₃-C₂₀ mono-, bi- or polycyclic ring optionally containing at least one heteroatom selected from the group consisting of N, O and S, wherein R¹ can optionally be further independently substituted with at least one moiety independently selected from the group consisting of: carbonyl, halo, halo(C₁-C₆)alkyl, perhalo(C₁-C₆)alkyl, perhalo(C₁-C₆)alkoxy, (C₁-C₆)alkyl, (C₂-C₆)alkenyl, (C₂-C₆)alkynyl, hydroxy, oxo, mercapto, (C₁-C₆)alkylthio, (C₁-C₆)alkoxy, (C₅-C₁₀)aryl or (C₅-C₁₀)heteroaryl, (C₅-C₁₀)aryloxy or (C₅-C₁₀)heteroaryloxy, (C₅-C₁₀)ar(C₁-C₆)alkyl or (C₅-C₁₀)heteroar(C₁-C₆)alkyl, (C₅-C₁₀)ar(C₁-C₆)alkoxy or (C₅-C₁₀)heteroar(C₁-C₆)alkoxy, HO-(C=O)-, ester, amido, ether, amino, amino(C₁-C₆)alkyl, (C₁-C₆)alkylamino(C₁-C₆)alkyl, di(C₁-C₆)alkylamino(C₁-C₆)alkyl, (C₅-C₁₀)heterocyclyl(C₁-C₆)alkyl, (C₁-C₆)alkyl- and di(C₁-C₆)alkylamino, cyano, nitro, carbamoyl, (C₁-C₆)alkylcarbonyl, (C₁-C₆)alkoxycarbonyl, (C₁-C₆)alkylaminocarbonyl, di(C₁-C₆)alkylaminocarbonyl, (C₅-C₁₀)arylcarbonyl, (C₅-C₁₀)aryloxycarbonyl, (C₁-C₆)alkylsulfonyl, and (C₅-C₁₀)arylsulfonyl;

- 25 each R³ is independently selected from the group consisting of: hydrogen, halo, halo(C₁-C₆)alkyl, (C₁-C₆)alkyl, (C₂-C₆)alkenyl, (C₂-C₆)alkynyl, perhalo(C₁-C₆)alkyl, phenyl, (C₅-C₁₀)heteroaryl, (C₅-C₁₀)heterocyclic,

- (C₃-C₁₀)cycloalkyl, hydroxy, (C₁-C₆)alkoxy, perhalo(C₁-C₆)alkoxy, phenoxy, (C₅-C₁₀)heteroaryl-O-, (C₅-C₁₀)heterocyclic-O-, (C₃-C₁₀)cycloalkyl-O-, (C₁-C₆)alkyl-S-, (C₁-C₆)alkyl-SO₂-, (C₁-C₆)alkyl-NH-SO₂-, O₂N-, NC-, amino, Ph(CH₂)₁₋₆HN-, (C₁-C₆)alkyl HN-, (C₁-C₆)alkylamino, [(C₁-C₆)alkyl]₂-amino, 5 (C₁-C₆)alkyl-SO₂-NH-, amino(C=O)-, aminoO₂S-, (C₁-C₆)alkyl-(C=O)-NH-, (C₁-C₆)alkyl-(C=O)-[((C₁-C₆)alkyl)-N]-, phenyl-(C=O)-NH-, phenyl-(C=O)-[((C₁-C₆)alkyl)-N]-, (C₁-C₆)alkyl-(C=O)-, phenyl-(C=O)-, (C₅-C₁₀)heteroaryl-(C=O)-, (C₅-C₁₀)heterocyclic-(C=O)-, (C₃-C₁₀)cycloalkyl-(C=O)-, HO-(C=O)-, (C₁-C₆)alkyl-O-(C=O)-, H₂N(C=O)-, (C₁-C₆)alkyl-NH-(C=O)-, 10 [(C₁-C₆)alkyl]₂-N-(C=O)-, phenyl-NH-(C=O)-, phenyl-[(C₁-C₆)alkyl)-N]-(C=O)-, (C₅-C₁₀)heteroaryl-NH-(C=O)-, (C₅-C₁₀)heterocyclic-NH-(C=O)-, (C₃-C₁₀)cycloalkyl-NH-(C=O)- and (C₁-C₆)alkyl-(C=O)-O-;

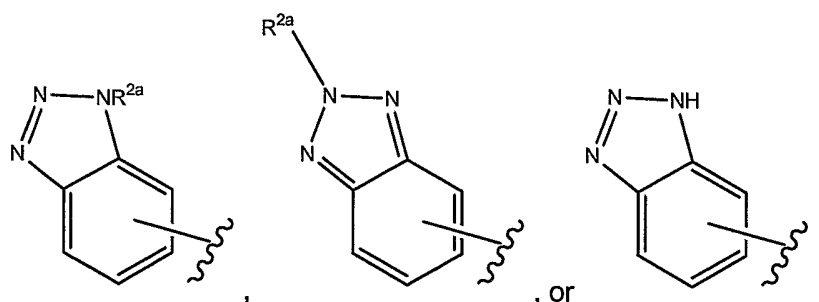
- where alkyl, alkenyl, alkynyl, phenyl, heteroaryl, heterocyclic, cycloalkyl, alkoxy, 15 phenoxy, amino of R³ is optionally substituted by at least one substituent independently selected from (C₁-C₆)alkyl, (C₁-C₆)alkoxy, halo(C₁-C₆)alkyl, halo, H₂N-, Ph(CH₂)₁₋₆HN-, and (C₁-C₆)alkylHN-;

- s is an integer from one to five; and

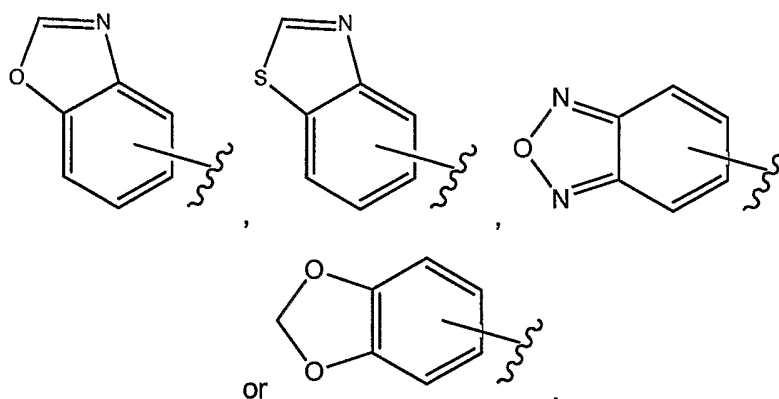
- 20 R⁴ is selected from the group consisting of: hydrogen, halo, halo(C₁-C₆)alkyl, (C₁-C₆)alkyl, (C₂-C₆)alkenyl, (C₂-C₆)alkynyl, perhalo(C₁-C₆)alkyl, phenyl, (C₅-C₁₀)heteroaryl, (C₅-C₁₀)heterocyclic, (C₃-C₁₀)cycloalkyl, hydroxy, (C₁-C₆)alkoxy, perhalo(C₁-C₆)alkoxy, phenoxy, 25 (C₅-C₁₀)heteroaryl-O-, (C₅-C₁₀)heterocyclic-O-, (C₃-C₁₀)cycloalkyl-O-, (C₁-C₆)alkyl-S-, (C₁-C₆)alkyl-SO₂-, (C₁-C₆)alkyl-NH-SO₂-, O₂N-, NC-, amino, Ph(CH₂)₁₋₆NH-, alkylNH-, (C₁-C₆)alkylamino, [(C₁-C₆)alkyl]₂-amino, (C₁-C₆)alkyl-SO₂-NH-, amino(C=O)-, aminoSO₂-, (C₁-C₆)alkyl-(C=O)-NH-, (C₁-C₆)alkyl-(C=O)-((C₁-C₆)alkyl)-N]-, phenyl-(C=O)-NH-, 30 phenyl-(C=O)-((C₁-C₆)alkyl)-N]-, (C₁-C₆)alkyl-(C=O)-, phenyl-(C=O)-, (C₅-C₁₀)heteroaryl-(C=O)-, (C₅-C₁₀)heterocyclic-(C=O)-, cycloalkyl-(C=O)-, HO-(C=O)-, (C₁-C₆)alkyl-O-(C=O)-, H₂N(C=O)-, (C₁-C₆)alkyl-NH-(C=O)-, ((C₁-C₆)alkyl)₂-N-(C=O)-, phenyl-NH-(C=O)-, phenyl-((C₁-C₆)alkyl)-N]-(C=O)-, (C₅-C₁₀)heteroaryl-NH-(C=O)-, (C₅-C₁₀)heterocyclic-NH-(C=O)-,

- (C₃-C₁₀)cycloalkyl-NH-(C=O)- and (C₁-C₆)alkyl-(C=O)-O-;
 where alkyl, alkenyl, alkynyl, phenyl, heteroaryl, heterocyclic, cycloalkyl, alkoxy,
 phenoxy, and amino of R⁴ is optionally substituted by at least one substituent
 independently selected from the group consisting of (C₁-C₆)alkyl, (C₁-C₆)alkoxy,
 5 halo(C₁-C₆)alkyl, halo, H₂N-, Ph(CH₂)₁₋₆-NH-, and (C₁-C₆)alkylNH-.

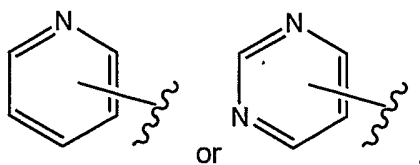
2. A compound of claim 1, wherein R¹ is



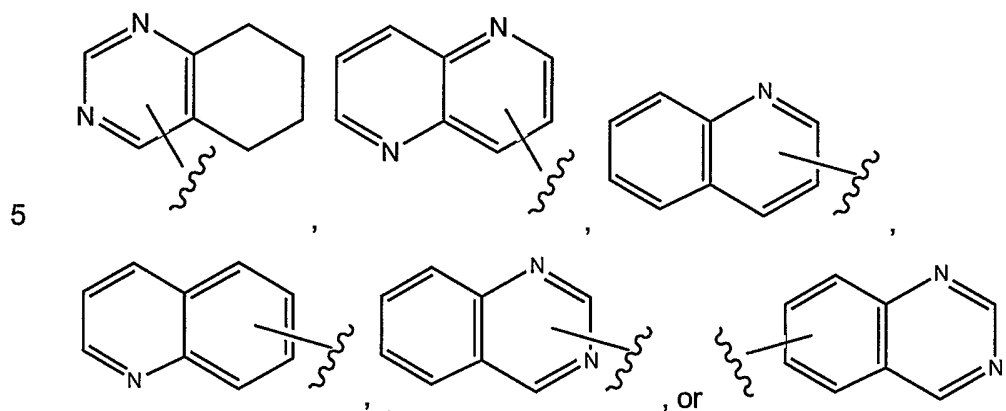
- 10 3. A compound of claim 1, wherein R¹ is



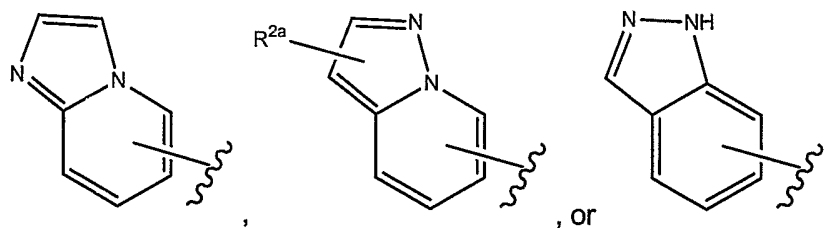
4. A compound of claim 1, wherein R¹ is



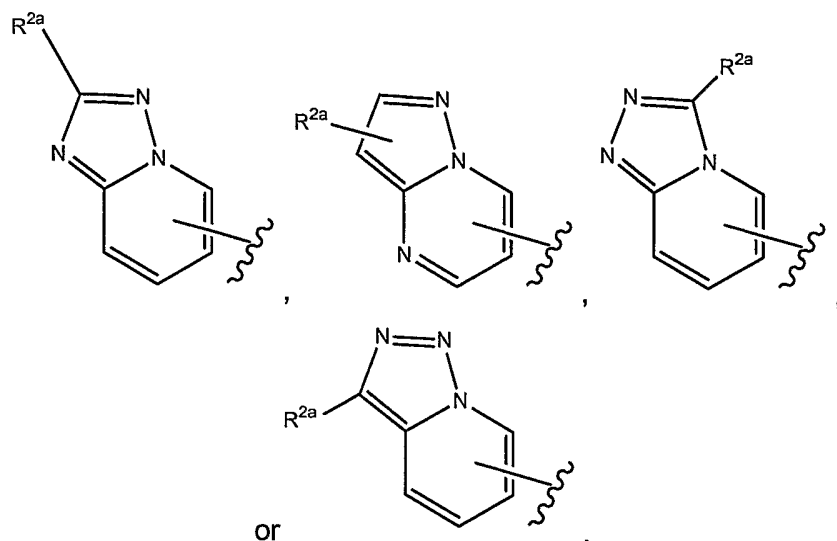
5. A compound of claim 1, wherein R¹ is



6. A compound of claim 1, wherein R¹ is

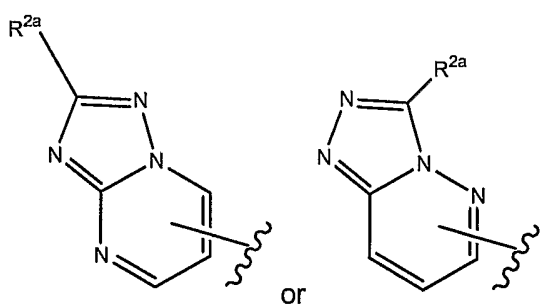


7. A compound of claim 1, wherein R^1 is



8. A compound of claim 1, wherein R^1 is

5



9. A compound of claim 1, wherein X is O; s is one to two; R^3 is hydrogen or (C_1-C_6) alkyl; and R^4 is H, (C_1-C_6) alkyl, or (C_3-C_{10}) cycloalkyl.

10

10. A compound of claim 1, wherein X is S; s is one to two; R^3 is hydrogen or (C_1-C_6) alkyl; and R^4 is H, (C_1-C_6) alkyl, or (C_3-C_{10}) cycloalkyl.

11. A pharmaceutical composition comprising a compound of claim 1 and a
15 pharmaceutically acceptable carrier.

12. A method of preventing or treating a TGF-related disease state in an animal or human comprising the step of administering a therapeutically effective amount of a

compound of claim 1 to the animal or human suffering from the TGF-related disease state.

13. A method of claim 12, wherein said TGF-related disease state is selected
5 from the group consisting of cancer, glomerulonephritis, diabetic nephropathy, hepatic fibrosis, pulmonary fibrosis, intimal hyperplasia and restenosis, scleroderma, and dermal scarring.

INTERNATIONAL SEARCH REPORT

International Application No

PCT/IB 03/04005

A. CLASSIFICATION OF SUBJECT MATTER

IPC 7 C07D413/14 C07D471/04 A61K31/4709 A61K31/437 A61P35/00

According to International Patent Classification (IPC) or to both national classification and IPC

B. FIELDS SEARCHED

Minimum documentation searched (classification system followed by classification symbols)

IPC 7 C07D A61K

Documentation searched other than minimum documentation to the extent that such documents are included in the fields searched

Electronic data base consulted during the international search (name of data base and, where practical, search terms used)

CHEM ABS Data, EPO-Internal, WPI Data, PAJ

C. DOCUMENTS CONSIDERED TO BE RELEVANT

Category *	Citation of document, with indication, where appropriate, of the relevant passages	Relevant to claim No.
P,X	EP 1 251 126 A (PHARMACIA CORPORATION, USA) 23 October 2002 (2002-10-23) see formula IVA page 24PX page 25, line 46 -page 39, line 57 claims 1,43-56,104,109 ---	1,11,12
X	JP 50 095272 A (TANABE SEIYAKU CO., LTD., JAPAN) 29 July 1975 (1975-07-29) Phenol, 5-methoxy-2-'3-(2-pyridinyl)-4-isoxazolyl! page 627, left-hand column ---	1,11,12
A	WO 02 066462 A (GELLIBERT FRANCOISE JEANNE ;GLAXO GROUP LTD (GB); MATHEWS NEIL (GB)) 29 August 2002 (2002-08-29) the whole document --- -/--	1-13

☒ Further documents are listed in the continuation of box C.

☒ Patent family members are listed in annex.

* Special categories of cited documents :

A document defining the general state of the art which is not considered to be of particular relevance

E earlier document but published on or after the international filing date

L document which may throw doubts on priority claim(s) or which is cited to establish the publication date of another citation or other special reason (as specified)

O document referring to an oral disclosure, use, exhibition or other means

P document published prior to the international filing date but later than the priority date claimed

T later document published after the international filing date or priority date and not in conflict with the application but cited to understand the principle or theory underlying the invention

X document of particular relevance; the claimed invention cannot be considered novel or cannot be considered to involve an inventive step when the document is taken alone

Y document of particular relevance; the claimed invention cannot be considered to involve an inventive step when the document is combined with one or more other such documents, such combination being obvious to a person skilled in the art.

* & * document member of the same patent family

Date of the actual completion of the international search

16 December 2003

Date of mailing of the international search report

29/12/2003

Name and mailing address of the ISA

European Patent Office, P.B. 5818 Patentlaan 2
NL - 2280 HV Rijswijk
Tel. (+31-70) 340-2040, Tx. 31 651 epo nl,
Fax: (+31-70) 340-3016

Authorized officer

Schmid, J-C

INTERNATIONAL SEARCH REPORT

International Application No

PCT/IB 03/04005

C.(Continuation) DOCUMENTS CONSIDERED TO BE RELEVANT

Category °	Citation of document, with indication, where appropriate, of the relevant passages	Relevant to claim No.
A	WO 02 062776 A (GELLIBERT FRANCOISE JEANNE ;HARTLEY CHARLES DAVID (GB); WOOLVEN JA) 15 August 2002 (2002-08-15) the whole document ----	1-13
A	WO 02 40476 A (GASTER LARAMIE MARY ;HEIGHTMAN THOMAS DANIEL (GB); PAYNE ANDREW HE) 23 May 2002 (2002-05-23) the whole document ----	1-13
A	WO 02 062794 A (GELLIBERT FRANCOISE JEANNE ;HARTLEY CHARLES DAVID (GB); WOOLVEN JA) 15 August 2002 (2002-08-15) the whole document ----	1-13
A	WO 02 062787 A (GELLIBERT FRANCOISE JEANNE ;GLAXO GROUP LTD (GB)) 15 August 2002 (2002-08-15) the whole document -----	1-13

INTERNATIONAL SEARCH REPORT

International application No.
PCT/IB 03/04005

Box I Observations where certain claims were found unsearchable (Continuation of item 1 of first sheet)

This International Search Report has not been established in respect of certain claims under Article 17(2)(a) for the following reasons:

1. ☒ Claims Nos.:
because they relate to subject matter not required to be searched by this Authority, namely:

Although claims 12 and 13 are directed to a method of treatment of the human/animal body, the search has been carried out and based on the alleged effects of the compound/composition.
2. ☒ Claims Nos.:
because they relate to parts of the International Application that do not comply with the prescribed requirements to such an extent that no meaningful International Search can be carried out, specifically:

see FURTHER INFORMATION sheet PCT/ISA/210
3. ☐ Claims Nos.:
because they are dependent claims and are not drafted in accordance with the second and third sentences of Rule 6.4(a).

Box II Observations where unity of invention is lacking (Continuation of item 2 of first sheet)

This International Searching Authority found multiple inventions in this international application, as follows:

1. ☐ As all required additional search fees were timely paid by the applicant, this International Search Report covers all searchable claims.
2. ☐ As all searchable claims could be searched without effort justifying an additional fee, this Authority did not invite payment of any additional fee.
3. ☐ As only some of the required additional search fees were timely paid by the applicant, this International Search Report covers only those claims for which fees were paid, specifically claims Nos.:
4. ☐ No required additional search fees were timely paid by the applicant. Consequently, this International Search Report is restricted to the invention first mentioned in the claims; it is covered by claims Nos.:

Remark on Protest

- ☐ The additional search fees were accompanied by the applicant's protest.
- ☐ No protest accompanied the payment of additional search fees.

FURTHER INFORMATION CONTINUED FROM PCT/ISA/ 210

Continuation of Box I.2

Present claims relate to prodrugs of the compounds of formula (A), i.e. compounds defined by reference to a desirable characteristic, namely compounds which are transformed in vivo into the compounds of formula (A).

The claims cover all compounds having this characteristic or property, whereas the application provides support within the meaning of Article 6 PCT and/or disclosure within the meaning of Article 5 PCT for none of such compounds. In the present case, the claims so lack support, and the application so lacks disclosure, that a meaningful search over the whole of the claimed scope is impossible. Independent of the above reasoning, the claims also lack clarity (Article 6 PCT). An attempt is made to define the compound by reference to a result to be achieved. Again, this lack of clarity in the present case is such as to render a meaningful search over the whole of the claimed scope impossible. Consequently, the search has been carried out for those parts of the claims which appear to be clear, supported and disclosed, namely those parts relating to the compounds of formula (A)

The applicant's attention is drawn to the fact that claims, or parts of claims, relating to inventions in respect of which no international search report has been established need not be the subject of an international preliminary examination (Rule 66.1(e) PCT). The applicant is advised that the EPO policy when acting as an International Preliminary Examining Authority is normally not to carry out a preliminary examination on matter which has not been searched. This is the case irrespective of whether or not the claims are amended following receipt of the search report or during any Chapter II procedure.

INTERNATIONAL SEARCH REPORT

International Application No

PCT/IB 03/04005

Patent document cited in search report		Publication date	Patent family member(s)	Publication date
EP 1251126	A	23-10-2002	EP 1251126 A2	23-10-2002
			US 2003032657 A1	13-02-2003
			US 2003149078 A1	07-08-2003
JP 50095272	A	29-07-1975	NONE	
WO 02066462	A	29-08-2002	WO 02066462 A1	29-08-2002
			EP 1355903 A1	29-10-2003
WO 02062776	A	15-08-2002	WO 02062776 A1	15-08-2002
			EP 1355892 A1	29-10-2003
WO 0240476	A	23-05-2002	AU 1416302 A	27-05-2002
			EP 1335916 A1	20-08-2003
			WO 0240476 A1	23-05-2002
WO 02062794	A	15-08-2002	WO 02062794 A2	15-08-2002
			EP 1358187 A2	05-11-2003
WO 02062787	A	15-08-2002	EP 1363904 A1	26-11-2003
			WO 02062787 A1	15-08-2002