

[54] **COMBINED BIB AND CONTAINER POUCH**

[76] **Inventor: Joseph G. Glenn, 411 F Odin La., NW., Fort Walton Beach, Fla. 32548**

[\*\*] **Term: 14 Years**

[21] **Appl. No.: 74,461**

[22] **Filed: Jul. 16, 1987**

[52] **U.S. Cl. .... D2/229**

[58] **Field of Search ..... D2/79, 226, 227, 228, D2/229; D20/22, 27, 28, 40; D24/49; D29/7, 8; 2/48, 49 R, 50, 51, 52, 55, 57, 247; 40/299, 316, 634; 433/137; 604/358**

[56] **References Cited**

**U.S. PATENT DOCUMENTS**

D. 170,430	9/1953	Rudin	.....	D2/227
D. 242,503	11/1976	Derifield	.....	D2/226
298,985	5/1884	Kimball	.....	2/49 R
1,708,786	4/1929	Cohen	.....	2/247

**FOREIGN PATENT DOCUMENTS**

1036330 9/1953 France ..... 2/49 R

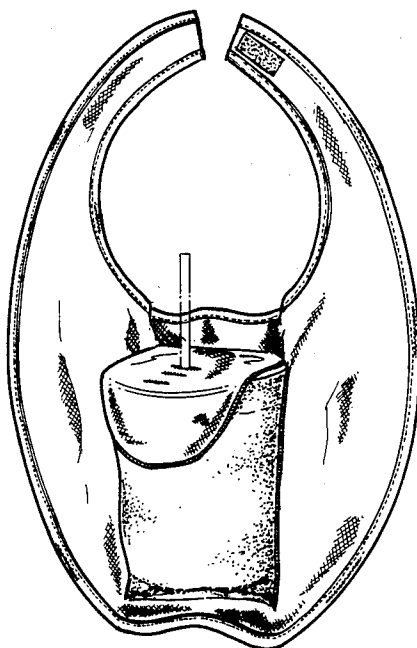
*Primary Examiner*—B. J. Bullock  
*Assistant Examiner*—Celia A. Murphy  
*Attorney, Agent, or Firm*—Richard C. Litman

[57] **CLAIM**

The ornamental design for a combined bib and container pouch, as shown and described.

**DESCRIPTION**

FIG. 1 is a perspective view of a combined bib and container pouch showing my new design; FIG. 2 is a top plan view thereof; FIG. 3 is a bottom plan view thereof; FIG. 4 is a front elevational view thereof; FIG. 5 is a right side elevational view thereof; FIG. 6 is a rear elevational view thereof; FIG. 7 is a left side elevational view thereof; FIG. 8 is a perspective view thereof; the container pouch shown flattened. The broken line showing of the cup and straw in FIGS. 1, 2, and 4-7 is for illustrative purposes only.



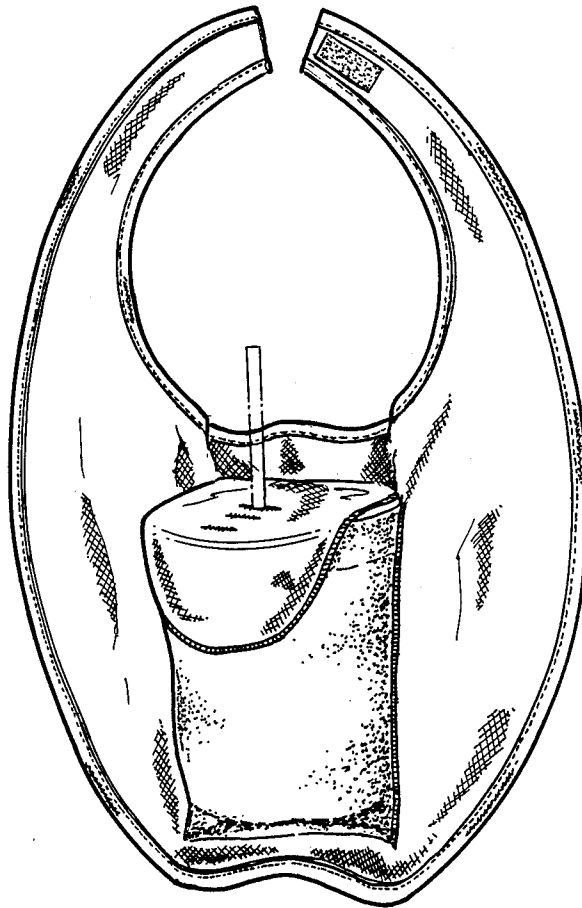


FIG. 1

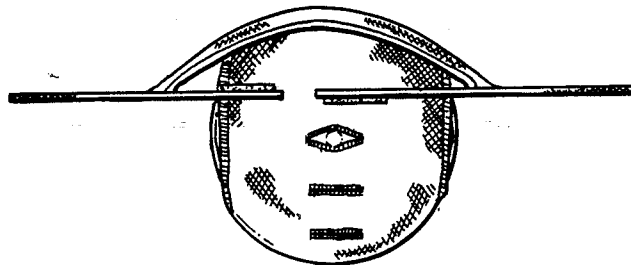


FIG. 2



FIG. 3

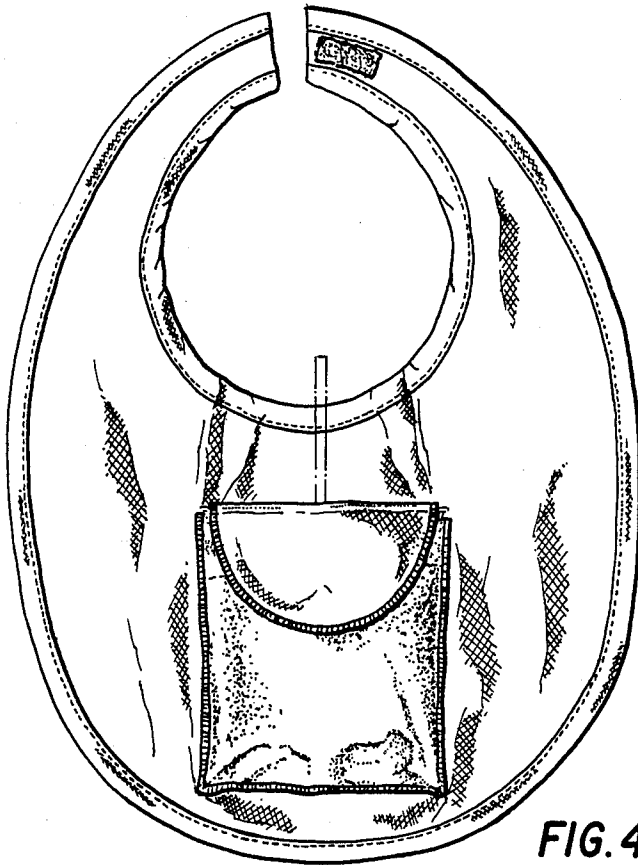


FIG. 4

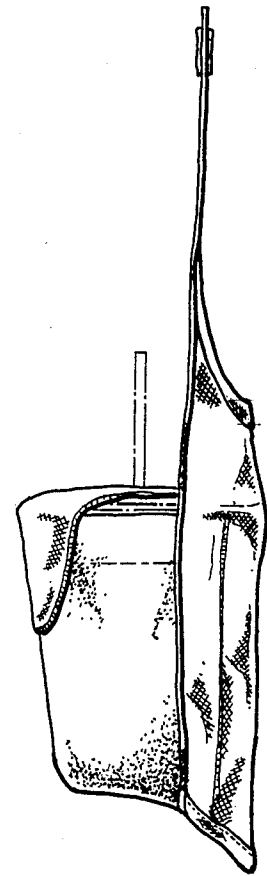


FIG. 5

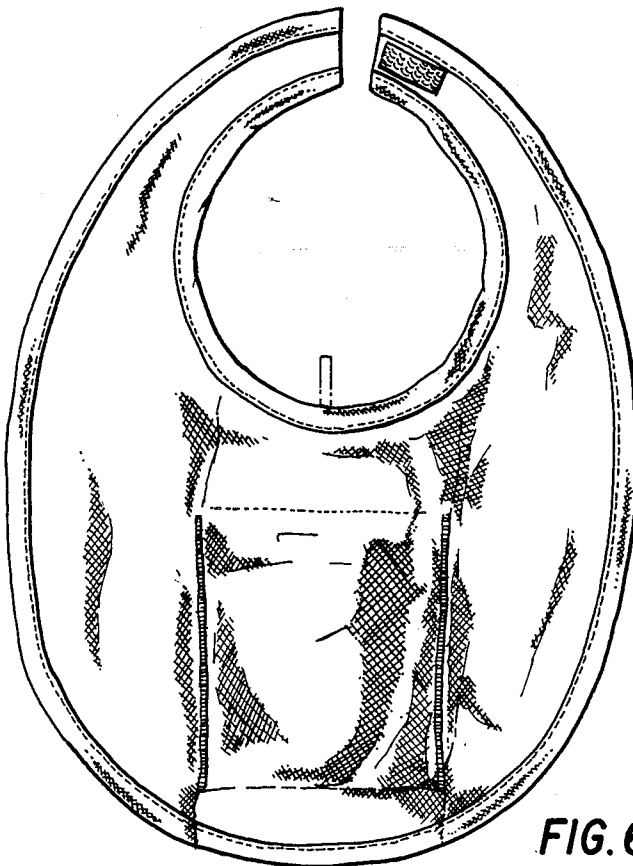


FIG. 6

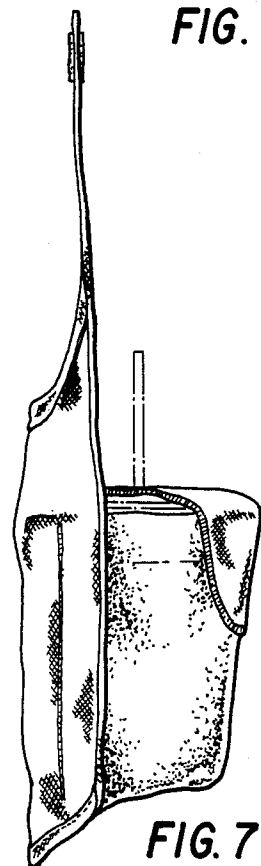


FIG. 7

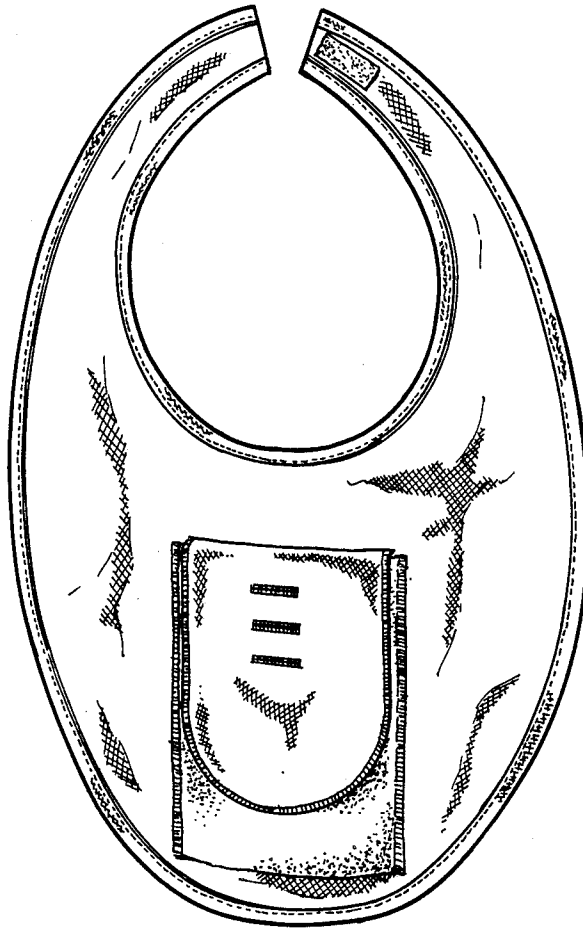


FIG. 8