



US00D803111S

(12) **United States Design Patent**
Jang

(10) **Patent No.:** **US D803,111 S**

(45) **Date of Patent:** **** Nov. 21, 2017**

(54) **FRONT BUMPER OF CAR**
(71) Applicant: **GM GLOBAL TECHNOLOGY OPERATIONS LLC**, Detroit, MI (US)
(72) Inventor: **Donghyun Jang**, Seoul (KR)
(73) Assignee: **GM GLOBAL TECHNOLOGY OPERATIONS LLC**, Detroit, MI (US)

D675,136 S * 1/2013 Hamilton D12/169
D727,211 S * 4/2015 Rugar D12/91
D727,221 S * 4/2015 Rugar D12/163
D771,533 S * 11/2016 Kapitonov D12/169
D771,534 S * 11/2016 Bucher D12/169
D784,216 S * 4/2017 Fuchino D12/169
D787,386 S * 5/2017 Chang D12/169
D788,658 S * 6/2017 Chang D12/169

* cited by examiner

(**) Term: **15 Years**

Primary Examiner — Melody N Brown

(21) Appl. No.: **29/572,492**

(74) *Attorney, Agent, or Firm* — Browdy and Neimark, PLLC

(22) Filed: **Jul. 28, 2016**

(30) **Foreign Application Priority Data**

(57) **CLAIM**

Feb. 12, 2016 (KR) 30-2016-0006604

The ornamental design for a front bumper of car, as shown and described.

(51) **LOC (10) Cl.** **12-16**

(52) **U.S. Cl.**
USPC **D12/169**

(58) **Field of Classification Search**
USPC D12/169, 216, 90-92, 86, 171, 196, 163;
293/102, 113, 115, 117, 120; 296/180.1,
296/180.2
CPC B60R 19/02; B60R 19/04; B62D 25/08
See application file for complete search history.

DESCRIPTION

FIG. 1 is a perspective view of a front bumper of car showing my new design;
FIG. 2 is a front elevation view thereof;
FIG. 3 is a rear elevation view thereof;
FIG. 4 is a left side elevation view thereof;
FIG. 5 is a right side elevation view thereof;
FIG. 6 is a top plan view thereof; and,
FIG. 7 is a bottom plan view thereof.

(56) **References Cited**

U.S. PATENT DOCUMENTS

D610,503 S * 2/2010 Bucher D12/169
D610,504 S * 2/2010 Bucher D12/169

1 Claim, 4 Drawing Sheets

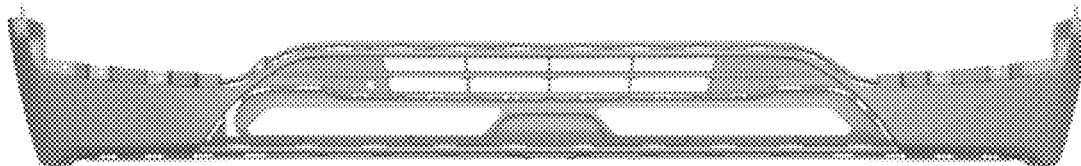


Fig. 1




Fig. 2

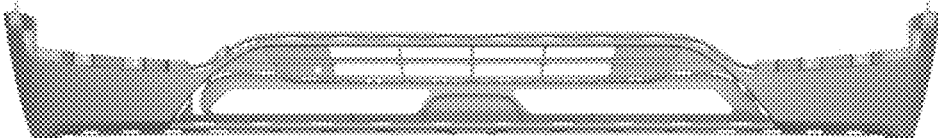


Fig. 3

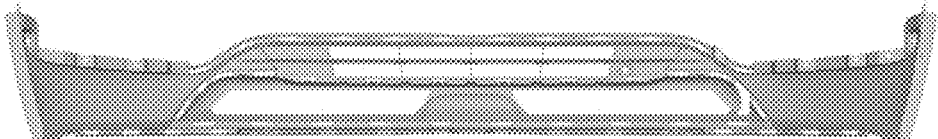


Fig. 4




Fig. 5



Fig. 6

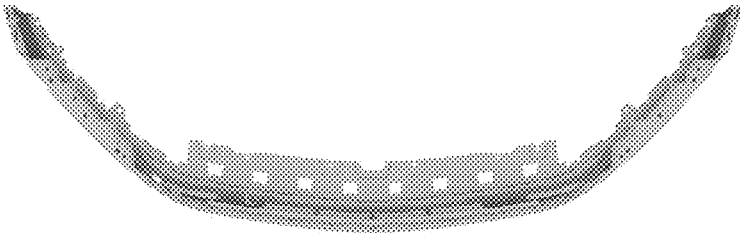


Fig. 7

