

(12) PATENT
(19) AUSTRALIAN PATENT OFFICE

(11) Application No. **AU 199941271 B2**
(10) Patent No. **761663**

(54) Title
Quarternary ammonium compounds as anti-tussive agents

(51)⁶ International Patent Classification(s)
C07D 209/08 C07C 237/04
A61K 031/40

(21) Application No: 199941271 (22) Application Date: 1999 . 06 . 09

(87) WIPO No: WO99/64398

(30) Priority Data

(31) Number	(32) Date	(33) Country
60/088587	1998 . 06 . 09	US

(43) Publication Date : 1999 . 12 . 30
(43) Publication Journal Date : 2000 . 03 . 09
(44) Accepted Journal Date : 2003 . 06 . 05

(71) Applicant(s)
Nortran Pharmaceuticals, Inc.

(72) Inventor(s)
Clive P. Page; Gregory N. Beatch; Lewis S. L.
Choi ; Bertrand M. C. Plouvier; Yuzhong Liu

(74) Agent/Attorney
PHILLIPS ORMONDE and FITZPATRICK, 367 Collins Street, MELBOURNE
VIC 3000

(56) Related Art
US 3789125
WO 97/33860

41271/9a



PCT

WORLD INTELLECTUAL PROPERTY ORGANIZATION
International Bureau

INTERNATIONAL APPLICATION PUBLISHED UNDER THE PATENT COOPERATION TREATY (PCT)

(51) International Patent Classification ⁶ : C07D 209/08, A61K 31/40, C07C 237/04		A1	(11) International Publication Number: WO 99/64398
			(43) International Publication Date: 16 December 1999 (16.12.99)
(21) International Application Number: PCT/CA99/00534		(81) Designated States: AE, AL, AM, AT, AU, AZ, BA, BB, BG, BR, BY, CA, CH, CN, CU, CZ, DE, DK, EE, ES, FI, GB, GD, GE, GH, GM, HR, HU, ID, IL, IN, IS, JP, KE, KG, KP, KR, KZ, LC, LK, LR, LS, LT, LU, LV, MD, MG, MK, MN, MW, MX, NO, NZ, PL, PT, RO, RU, SD, SE, SG, SI, SK, SL, TJ, TM, TR, TT, UA, UG, US, UZ, VN, YU, ZA, ZW, ARIPO patent (GH, GM, KE, LS, MW, SD, SL, SZ, UG, ZW), Eurasian patent (AM, AZ, BY, KG, KZ, MD, RU, TJ, TM), European patent (AT, BE, CH, CY, DE, DK, ES, FI, FR, GB, GR, IE, IT, LU, MC, NL, PT, SE), OAPI patent (BF, BJ, CF, CG, CI, CM, GA, GN, GW, ML, MR, NE, SN, TD, TG).	
(22) International Filing Date: 9 June 1999 (09.06.99)			
(30) Priority Data: 60/088,587 9 June 1998 (09.06.98) US			
(71) Applicant (for all designated States except US): NORTAN PHARMACEUTICALS, INC. [CA/CA]; 3650 Westbrook Mall, Vancouver, British Columbia V6S 2L2 (CA).			
(72) Inventors; and (75) Inventors/Applicants (for US only): PAGE, Clive, P. [GB/GB]; 25 Edna Street, London SW11 3JP (GB). BEATCH, Gregory, N. [CA/CA]; 3393 West 27th Avenue, Vancouver, British Columbia V6S 1P5 (CA). CHOI, Lewis, S., L. [CA/CA]; 2986 Coventry Place, Burnaby, British Columbia V5A 3P8 (CA). PLOUVIER, Bertrand, M., C. [CA/CA]; #218 - 3760 West 10th Avenue, Vancouver, British Columbia V6R 2G4 (CA). LIU, Yuzhong [CN/CA]; 3366 West 19th Avenue, Vancouver, British Columbia V6S 1C2 (CA).			
(74) Agent: DEETH WILLIAMS WALL; National Bank Building, Suite 400, 150 York Street, Toronto, Ontario M5H 3S5 (CA).		Published With international search report. Before the expiration of the time limit for amending the claims and to be republished in the event of the receipt of amendments.	
(54) Title: QUARternary AMMONIUM COMPOUNDS AS ANTI-TUSSIVE AGENTS			
$\begin{array}{c} R \\ \\ Y-N-E \\ \\ R_1 \end{array} \quad \text{An} \quad (I)$			
$\left(\begin{array}{c} R_1 \\ \\ C \\ \\ R_{1,m} \end{array} \right) \left(\begin{array}{c} R_1 \\ \\ C \\ \\ R_{1,n} \end{array} \right) \begin{array}{c} O \\ \\ C-X-R \end{array} \quad (II)$			
(57) Abstract			
<p>Novel compounds and pharmaceutical compositions containing such compounds and possessing anti-tussive activity, formula (I), or a solvate or pharmaceutically acceptable salt thereof, wherein Y and E are independently selected from -CH₂-R₁₆ or a group represented by formula (II).</p>			

QUARTERNARY AMMONIUM COMPOUNDS AS ANTI-TUSSIVE AGENTS

BACKGROUND OF THE INVENTION

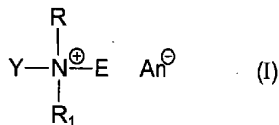
Conventional cough preparations containing an effective anti-tussive agent
 5 such as codeine have long been used for the symptomatic relief of coughs.
 However, codeine has various side effects which are undesirable.

Accordingly, the present invention relates to compounds and
 pharmaceutical compositions having anti-tussive activity, and a method of treating
 warm-blooded animals affected by coughs by administering an effective amount
 10 of the compounds or the pharmaceutical compositions of the invention.

Throughout the description and claims of the specification the word
 "comprise" and variations of the word, such as "comprising" and "comprises", is
 not intended to exclude other additives, components, integers or steps.

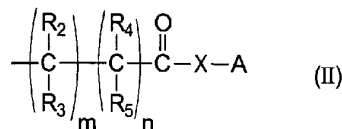
SUMMARY OF THE INVENTION

In one aspect the present invention provides a compound of formula (I), or
 a solvate or pharmaceutically acceptable salt thereof:

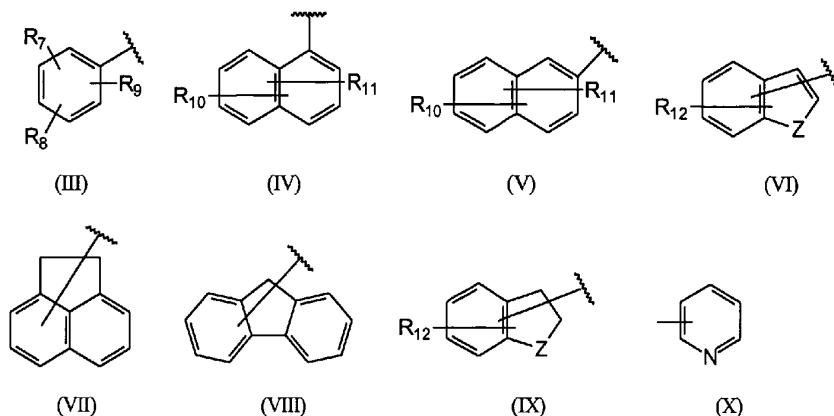


wherein R and R₁ are independently selected from hydrogen, C₁-C₈ alkyl, C₃-C₈
 20 alkoxyalkyl and C₇-C₁₂ aralkyl;

E is represented by formula (II):



wherein R₂, R₃, R₄, and R₅ are independently selected from hydrogen, C₁-C₈ alkyl,
 C₃-C₈ alkoxyalkyl and C₇-C₁₂ aralkyl; m is an integer of from 1 to 8 and n is an
 25 integer of from 0 to 8; A is selected from C₅-C₁₂ alkyl, a C₃-C₁₃ carbocyclic ring,
 and ring systems selected from formulae (III), (IV), (V), (VI), (VII), (VIII), (IX) and
 (X):



where R_7 , R_8 , R_9 , R_{10} , R_{11} and R_{12} are independently selected from bromine, chlorine, fluorine, carboxy, hydrogen, hydroxy, hydroxymethyl, methanesulfonamido, nitro, sulfamyl, trifluoromethyl, C_2 - C_7 alkanoyloxy, C_1 - C_6 alkyl, C_1 - C_6 alkoxy, C_2 - C_7 alkoxy, C_2 - C_7 alkoxy, C_1 - C_6 thioalkyl, aryl and $N(R_{13}, R_{14})$ where R_{13} and R_{14} are independently selected from hydrogen, acetyl, methanesulfonyl and C_1 - C_6 alkyl, and Z is selected from CH , CH_2 , O , N and S , where Z may be directly bonded to X when Z is CH , or X may be a direct bond to Z when Z is N , or Z may be directly bonded to R_{15} when Z is N and X is not a direct bond to Z , R_{15} is selected from hydrogen, C_1 - C_6 alkyl, C_3 - C_8 cycloalkyl, aryl and benzyl; and X is $N-R_6$ except when Z in A is nitrogen and X is a direct bond to Z , wherein R_6 is independently selected from hydrogen, C_1 - C_8 alkyl, C_3 - C_8 alkoxyalkyl and C_7 - C_{12} aralkyl;

Y is independently selected from $-CH_2-R_{16}$ or a group represented by formula (II), wherein R_{16} is independently selected from hydrogen, C_1 - C_8 alkyl, C_3 - C_8 alkoxyalkyl and C_7 - C_{12} aralkyl;

An is the acid addition salt of a pharmaceutically acceptable acid or the anion from a pharmaceutically acceptable salt, and isolated enantiomeric, diastereomeric and geometric isomers thereof, and mixtures thereof, with the proviso that when A in E is C_5 - C_{12} alkyl or a C_3 - C_{13} carbocyclic ring, Y cannot be $-CH_2-R_{16}$; and when A in E is represented by formula (III), Y cannot be $-CH_2-R_{16}$ or the same as E .

BRIEF DESCRIPTION OF THE DRAWINGS

Figure 1 is a flow diagram showing the layout of the experimental apparatus used for cough determination; and

Figures 2A and 2B are expanded scale recordings of pressure changes
5 derived from the differential pressure transducer during characteristic responses exhibited by a guinea-pig during exposure to an aerosol of citric acid.

DETAILED DESCRIPTION OF THE INVENTION

As used herein, the following terms have the following meaning:

10 "Alkyl" refers to a branched or unbranched hydrocarbon fragment containing the specified number of carbon atoms and having one point of attachment. Examples include *n*-propyl A C₃ alkyl),

5

10

isopropyl (also a C₃ alkyl) and t-butyl (a C₄ alkyl).

"Alkoxyalkyl" refers to an alkylene group substituted with an alkoxy group. For example, methoxyethyl (CH₃OCH₂CH₂-) and ethoxymethyl (CH₃CH₂OCH₂-) are both C₃ alkoxyalkyl groups.

5 "Alkylene" refers to a divalent radical which is a branched or unbranched hydrocarbon fragment containing the specified number of carbon atoms and having two points of attachment. An example is propylene (-CH₂CH₂CH₂-), a C₃ alkylene.

10 "Aralkyl" refers to an alkylene group wherein one of the points of attachment is to an aryl group. An example is the benzyl group (C₆H₅CH₂-), a C₇ aralkyl group.

"Alkanoyloxy" refers to an ester substituent wherein the ether oxygen is the point of attachment to the molecule.

15 Examples include propanoyloxy (CH₃CH₂C(O)-O-), a C₄ alkanoyloxy and ethanoyloxy (CH₃C(O)-O-), a C₃ alkanoyloxy.

"Alkoxy" refers to an O-atom substituted by an alkyl group, for example methoxy (-OCH₃), a C₁ alkoxy.

20 "Alkoxycarbonyl" refers to an ester substituent wherein the carbonyl carbon is the point of attachment to the molecule.

Examples include ethoxycarbonyl (CH₃CH₂OC(=O)), a C₄ alkoxycarbonyl, and methoxycarbonyl (CH₃OC(O)-), a C₃ alkoxycarbonyl.

25 "Aryl" refers to aromatic groups which have at least one ring having a conjugated pi electron system and includes carbocyclic aryl, heterocyclic aryl (also known as heteroaryl groups) and biaryl groups, all of which may be optionally substituted. Carbocyclic aryl groups are generally preferred in the compounds of

the present invention, wherein phenyl and naphthyl groups are preferred carbocyclic aryl groups.

"Cycloalkyl" refers to a ring, which may be saturated or unsaturated and monocyclic, bicyclic or tricyclic formed
5 entirely from carbon atoms. An example is the cyclopentenyl group (C_5H_9-), which is a five carbon unsaturated cycloalkyl group.

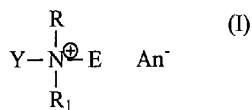
"Carbocyclic" refers to a ring which may be either an aryl ring or a cycloalkyl ring, both as defined above.

10 "Thioalkyl" refers to a sulfur atom substituted by an alkyl group, for example thiomethyl (CH_3S-), a C_1 thioalkyl.

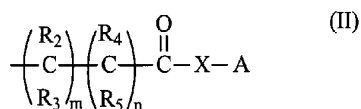
The origin of the cough to be treated by the present invention is not particularly limited, and can include virtually any respiratory disorder, such as chronic obstructive
15 pulmonary disease, tuberculosis, bronchitis, respiratory malignancies, asthma, allergy, pulmonary fibrosis, respiratory tract inflammation, emphysema, pneumonia, lung cancer, presence of foreign bodies, soar throat, common cold, influenza, respiratory tract infection, bronchoconstriction, inhalation of
20 irritants, smoker's cough, chronic non-productive cough, neoplastic cough, cough due to angiotension converting enzyme (ACE) inhibitor therapy, etc. Cough may also occur without a known cause.

The compounds of the present invention are quaternary
25 ammonium salts represented by the following formula (I), or a solvate or pharmaceutically acceptable salt thereof:

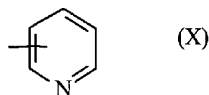
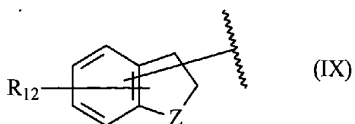
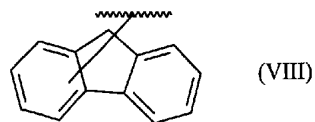
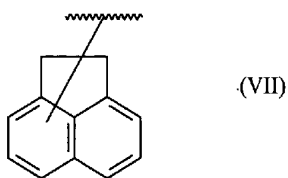
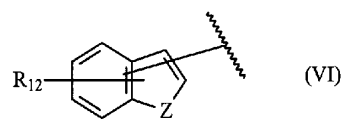
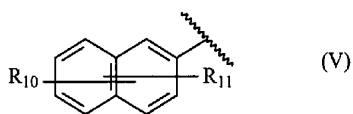
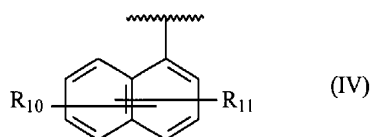
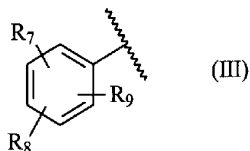
6



wherein Y and E are independently selected from $-\text{CH}_2-\text{R}_{16}$ or a group represented by the following formula (II) :

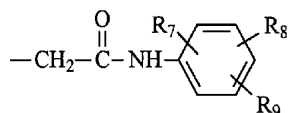


- 5 wherein R, R₁, R₂, R₃, R₄, R₅, R₆ and R₁₆ are independently selected from hydrogen, C₁-C₈ alkyl, C₃-C₈ alkoxyalkyl and C₇-C₁₂ aralkyl; m is an integer of from 1 to 8 and n is an integer of from 0 to 8; A is selected from C₅-C₁₂ alkyl, a C₃-C₁₃ carbocyclic ring, and ring systems selected from formulae (III), (IV), (V), (VI), (VII), (VIII), (IX) and (X) :



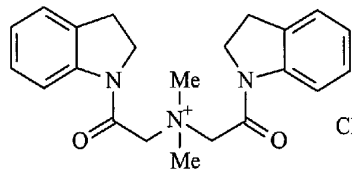
where R₇, R₈, R₉, R₁₀, R₁₁ and R₁₂ are independently selected from bromine, chlorine, fluorine, carboxy, hydrogen, hydroxy,

- hydroxymethyl, methanesulfonamido, nitro, sulfamyl, trifluoromethyl, C₂-C₇ alkanoyloxy, C₁-C₆ alkyl, C₁-C₆ alkoxy, C₂-C₇ alkoxy carbonyl, C₁-C₆ thioalkyl, aryl and N(R₁₃,R₁₄) where R₁₃ and R₁₄ are independently selected from hydrogen, acetyl, methanesulfonyl and C₁-C₆ alkyl, and Z is selected from CH,
- 5 CH₂, O, N and S, where Z may be directly bonded to X when Z is CH, or X may be a direct bond to Z when Z is N, or Z may be directly bonded to R₁₅ when Z is N and X is not a direct bond to Z, R₁₅ is selected from hydrogen, C₁-C₆ alkyl, C₃-C₈ cycloalkyl, aryl and benzyl; and X is N-R₆ except when Z in A is nitrogen and X is a direct bond to Z; An⁻ is the acid addition salt of a pharmaceutically
- 10 acceptable acid or the anion from a pharmaceutically acceptable salt, and isolated enantiomeric, diastereomeric and geometric isomers thereof, and mixtures thereof, with the proviso that Y and E cannot both be -CH₂-R₁₆ in the same compound, and when Y is represented by formula (II) where n is 0, m is 1, R₂ and R₃ are each hydrogen, X is N-H and A is represented by formula (III)
- 15 (i.e., Y is



), then E is not -CH₂-R₁₆ or the same as Y.

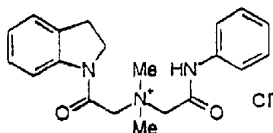
A preferred compound of the present invention is a compound of the formula (I) as represented by N,N-Bis-[(1-Indolyl)carbonylmethyl] dimethylammonium chloride with the following structure:



20

Another preferred compound of the present invention is a compound of the formula (I) as represented by N-[(1-Indoliny)carbonylmethyl]-N-

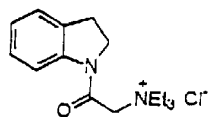
(phenylcarbamoylmethyl)dimethylammonium chloride with the following structure:



10

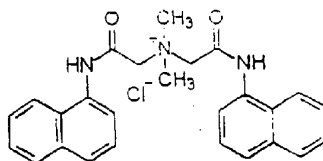
Another preferred compound of the present invention is a compound of the formula (I) as represented by N-[(1-Indoliny)carbonylmethyl]triethylammonium chloride with the

following structure:



20

Another preferred compound of the present invention is a compound of the formula (I) as represented by N,N-Bis-[(1-Naphthyl)carbonylmethyl]dimethylammonium chloride with the following structure:



5

The compounds of the present invention may be prepared by analogy with known synthetic methodology (see, e.g., Belgian Patent 614,154, which follows from Swedish Patent 1779/71, the disclosures of which are herein incorporated by reference). A conventional route of synthesis involves three steps and can be described (as in the aforementioned patent, see also T. Takahashi, J. Okada, M. Hori, A. Kato, K. Kanematsu, and Y. Yamamoto, *J. Pharm. Soc. Japan* 76, 1180-6 (1956)) as follows.

In a first step an aromatic amine is reacted with chloroacetyl chloride in a suitable solvent such as dichloromethane and in the presence of triethylamine. The reaction is conducted at low temperature (-15°C) and the desired product is recovered from the reaction mixture by conventional organic chemistry techniques, and if necessary, can be purified by chromatography techniques. In a second step, the above chlorinated derivative can be reacted with a tertiary amine in a solvent such as methanol with a catalyst (e.g., potassium iodide) to form a quaternary ammonium salt. The chlorinated intermediate can react as well with a secondary amine to provide the corresponding tertiary amine, which is then further reacted with a chlorinated derivative to form a quaternary ammonium

salt.

The synthetic procedures described herein, especially when taken with the general knowledge in the art, provide sufficient guidance to those of ordinary skill in the art to perform the synthesis, isolation, and purification of the compounds of the present invention.

Suitable pharmaceutically acceptable salts include acid addition salts of acids such as hydrochloric, hydrobromic, benzenesulfonic (besylate), benzoic, camphorsulfonic, ethanesulfonic, fumaric, gluconic, glutamic, isethionic, maleic, malic, mandelic, methanesulfonic, mucic, nitric, pantoic, pantothenic, succinic, p-toluenesulfonic, phosphoric, sulphuric, citric, tartaric, lactic and acetic acid, although the preferred acid addition salt is the hydrochloride salt.

The magnitude of the therapeutic or prophylactic dose of the compounds of the present invention in the treatment and/or prevention of cough will depend upon the severity and nature of the condition being treated and the route of administration. The dose and the frequency of the dosing will also vary according to age, body weight and response of the individual patient. In general, the total daily dose range for the compounds of the present invention for the treatment or prevention of cough is from about 0.1 to about 800 mg in single or repeated doses.

Any suitable route of administration may be employed to provide an effective dosage of the compounds of the present invention, although administration by inhalation is preferred, most

preferably in aerosol form. Suitable forms of administration include, but are not limited to, inhalation (delivered by, e.g., metered-dose inhaler, jet nebulizer, ultrasonic nebulizer, dry powder inhaler, etc.), nasal sprays, 5 nebulization, oral administration such as via tablets, capsules, lozenges, syrups, sprays, suspensions, elixirs, gargles, and other liquid preparations, aerosol foams, parental administration, and sublingual administration.

The compounds of the present invention can include 10 pharmaceutically acceptable carriers and other conventional additives, including aqueous based carriers, co-solvents such as ethyl alcohol, propylene glycol and glycerin, fillers, lubricants, wetting agents, flavoring agents, coloring agents, emulsifying, suspending or dispersing agents, suspending 15 agents, etc. For aerosol delivery of the compounds of the present invention, pharmaceutically acceptable diluents, carriers, and/or propellants may be included in the formulations for use in appropriate devices. These are prepared by procedures well known to those skilled in the art 20 (see e.g., Medication Teaching Manual, 5th Ed., Bethesda, MD, American Society of Hospital Pharmacists, 1991).

The compositions of the present invention may optionally include other known therapeutic agents, including decongestants such as pseudoephedrine HCl, phenylephrine HCl and ephedrine 25 HCl, non-steroidal anti-inflammatory drugs such as acetaminophen, aspirin, phenacetin, ibuprofen and ketoprofen, expectorants such as glyceryl guaiacolate, terpin hydrate and ammonium chloride,

antihistamines such as chlorpheniramine maleate, doxylamine succinate, brompheniramine maleate and diphenhydramine hydrochloride, and anesthetic compounds such as phenol.

The following examples are offered by way of illustration
5 and not by way of limitation.

EXAMPLE 1

N,N-Bis-[(1-Indoliny)carbonylmethyl]dimethylammonium chloride
i) Chloroacetindolide:

10 To a chilled (-13°C) solution of indoline (12 g, 100 mmol) and triethylamine (37 ml, 262 mmol) in dichloromethane (350 ml) was added dropwise a solution of chloroacetyl chloride (10.6 ml, 131 mmol) in dichloromethane (250 ml). The reaction mixture was stirred at -13°C for another 30 minutes and then allowed to
15 warm up to room temperature. The reaction mixture was washed with water (600 ml), the aqueous layer was collected and extracted once more with dichloromethane (200 ml). The combined organic layers were dried over sodium sulfate and the solvent was evaporated in vacuo to yield the crude title
20 compound. Purification by dry column chromatography with mixtures of ethyl acetate-hexanes as eluents followed by recrystallization from methanol provided 16 g of the title compound.

25 ii) Dimethylaminoacetindolide:

A mixture of chloroacetindolide (8.5 g, 43.4 mmol) in dimethylamine 40% wt. solution in water (85 ml) was refluxed for

one hour. The cooled reaction mixture was partitioned between 1M NaOH aqueous solution (85 ml) and dichloromethane (170 ml).

The aqueous layer was collected and extracted once more with dichloromethane (85 ml). The combined organic extracts were
5 back-washed with water (200 ml, 100 ml) and dried over sodium sulfate. Evaporation of the solvent *in vacuo* yielded 8.8 g (95% yield) of the title compound.

iii) N,N-Bis-[(1-Indolinyl)carbonylmethyl]dimethylammonium chloride:

10 A mixture of chloroacetindolide (1.96 g, 10 mmol), dimethylaminoacetindolide (2.04 g, 10 mmol) and potassium iodide (0.017 g, 0.1 mmol) in methanol (20 ml) was heated to 80°C for 16 hours. To the cooled reaction mixture was added diethyl ether (20 ml). The resulting precipitate was collected
15 and recrystallized from a mixture of methanol-diethyl ether (1:1, v/v) to yield 3.35 g (84% yield) of the title compound, characterized by elemental analysis as set forth in Table 1.

EXAMPLE 2

20 N-[(1-Indolinyl)carbonylmethyl]-N-(phenylcarbamoylmethyl)dimethylammonium chloride

i) Chloroacetindolide:

To a chilled (-13°C) solution of aniline (18.2 g, 200 mmol) and triethylamine (73 ml, 520 mmol) in dichloromethane (350 ml)
25 was added dropwise a solution of chloroacetyl chloride (21.1 ml, 260 mmol) in dichloromethane (250 ml). The reaction mixture was stirred at -13°C for another 30 minutes and then allowed to warm up

to room temperature. The reaction mixture was washed with water (600 ml), the aqueous layer was collected and extracted once more with dichloromethane (200 ml). The combined organic layers were dried over sodium sulfate and the solvent was evaporated in vacuo to yield the crude title compound. Purification by dry column chromatography with mixtures of ethyl acetate-hexanes as eluents followed by recrystallization from methanol provided 29.6 g (87% yield) of the title compound.

10 ii) Dimethylaminoacetindolide:

See steps i and ii of Example 1.

iii) N-[(1-Indolinyl)carbonylmethyl]-N-(phenylcarbamoylmethyl)dimethylammonium chloride:

A mixture of chloroacetindolide (1.20 g, 7.08 mmol), dimethylaminoacetindolide (1.44 g, 7.08 mmol) and potassium iodide (0.012 g, 0.071 mmol) in methanol (15 ml) was heated to 80°C for 16 hours. To the cooled reaction mixture was added diethyl ether (15 ml). The resulting precipitate was collected and recrystallized from a mixture of methanol-diethyl ether (1:1, v/v) to yield 2.18 g (82% yield) of the title compound, characterized by elemental analysis as set forth in Table 1.

EXAMPLE 3

N-[(1-Indolinyl)carbonylmethyl]triethylammonium chloride

I) Chloroacetindolide:

25 See step i of Example 1.

ii) N-[(1-Indolinyl)carbonylmethyl]triethylammonium chloride:

A mixture of chloroacetindolide (1.8 g, 9.2 mmol),

triethylamine (4.0 ml, 28.7 mmol) and potassium iodide (0.015 g, 0.092 mmol) in methanol (20 ml) was heated to 80°C for 36 hours. To the cooled reaction mixture was added diethyl ether (50 ml). The resulting precipitate was collected and
5 recrystallized from a mixture of methanol-acetone-diethyl ether (1:3:8, v/v/v) to yield 2.07 g (76% yield) of the title compound, characterized by elemental analysis as set forth in Table 1.

EXAMPLE 4

10 N,N-Bis-[(1-Naphthyl)carbonylmethyl]dimethylammonium chloride
i) Chloroacetindolide:

To a chilled (0°C) solution of 1-naphthylamine (25 g, 174 mmol) and potassium carbonate (29 g, 209 mmol) in chloroform (150 ml) was added a solution of chloroacetyl chloride (15.3 ml,
15 192 mmol) in chloroform (100 ml). The solid was collected, washed with water (300 ml), and then extracted with diethyl ether via Soxhlet extraction to yield 17.5 g (46% yield) of the title compound.

ii) Dimethylaminoacetyl-1-naphthylamide:

20 A mixture of chloroacetyl-1-naphthylamide (8.96 g, 39 mmol) in dimethylamine 40% wt. solution in water (100 ml) was refluxed for one hour. The cooled reaction mixture was partitioned between 1M NaOH aqueous solution (80 ml) and dichloromethane (100 ml). The aqueous layer was collected and
25 extracted once more with dichloromethane (100 ml). The combined organic extracts were back-washed with water (2 x 50 ml) and dried over sodium sulfate. Evaporation of the solvent in vacuo yielded 8.87 g (100% yield) of

the title compound.

iii) N,N-Bis-[(1-Naphthyl)carbonylmethyl]dimethylammonium chloride:

A mixture of chloroacetyl-1-naphthylamide (6.59 g, 30 mmol), dimethylaminoacetyl-1-naphthylamide (6.85 g, 30 mmol) and potassium iodide (50 mg, 0.3 mmol) in anhydrous m-xylene (30 ml) was refluxed for 1 hour. The resulting precipitate was collected while the reaction mixture was still hot and was washed with hot portions of ethyl alcohol to yield 4.6 g (34% yield) of the title compound. TLC analysis and capillary electrophoresis of an aliquot sample show the compound to be pure.

Table 1

Example #	Formula	M.W.	Calculated (%)	Found (%)
1	C ₂₂ H ₂₆ N ₃ O ₂ Cl	399.92	C 66.07 H 6.55 N 10.51	C 65.42 H 6.57 N 10.3
2	C ₂₆ H ₂₄ N ₃ O ₂ Cl	373.88	C 64.25 H 6.47 N 11.24	C 63.91 H 6.39 N 11.13
3	C ₁₆ H ₂₃ N ₂ OCl. 3H ₂ O	350.88	C 54.77 H 8.90 N 7.98	C 55.97 H 8.88 N 8.09
4	C ₂₆ H ₂₆ N ₃ O ₂ Cl	447.96	C 69.71 H 5.85 N 9.38	C 69.63 H 6.07 N 9.28

15

EXAMPLE 5

The following method was one of the general methods available to determine the antitussive activity of the compounds of the present invention.

Male albino Dunkin-Hartley strain guinea-pigs (weight 300-400g) were supplied by Harlan UK Ltd., Bicester, Oxon, UK.

The method used was modified from that described by Adcock J.J., Schneider C. and Smith T.W., "Effects of Morphine and a Novel Opioid Pentapeptide BW443C, on Cough, Nociception and Ventilation in the Unanaesthetized Guinea-pig", *Br. J. Pharmacol.*, **93**, 93-100 (1988). Individual conscious guinea-pigs were placed unrestrained into a sealed purpose built perspex exposure chamber (3,000 cm³ volume) and allowed to acclimatize prior to aerosol administration. The layout of the experimental apparatus used is shown in Figure 1.

10 Cylinder air was introduced into the exposure chamber at a flow rate of 1 liter/min, maintained by a needle valve and monitored by a rotameter. From the rotameter the air passed through the cup of an ultrasonic nebulizer (DeVilbiss UltraNeb 2000) which was used to generate aerosols of drug or citric
15 acid at 0.15 ml/min. A Fleisch pneumotachograph, connected to a differential pressure transducer (Grass model PT5) was attached to the outflow from the exposure chamber and provided a measurement of airflow from the chamber. The differential pressure transducer was connected to a Grass polygraph from
20 which a hard copy record was produced. The output from the polygraph was directed to a computerized data acquisition system (Poh-Ne-Mah) for real time recording of data. A tie-clip microphone was placed in the exposure chamber and connected via a pre-amplifier to a loudspeaker output to
25 provide the observer with an audio monitor of responses.

Cough responses were induced by exposure to an aerosol of citric acid (1M) for 10 minutes. Animals were continuously

monitored by trained observer, and the number of coughs were counted during a 15 minute period from commencement of the citric acid aerosol administration. Three characteristic responses were produced by exposure to citric acid: cough, sneeze and "wet dog" shake.

The three types of response were differentiated primarily by sound and visual observation. Confirmation of the numbers of multiple coughs was determined by reference to the change in flow rate displayed by the Poh-Ne-Mah system monitor.

Printouts demonstrating the pressure changes characteristic of the different response to irritant are shown in Figures 2A and 2B. Data recorded for individual guinea-pigs on the Poh-Ne-Mah system was stored on an optical disk. Each cough was marked on the Grass polygraph paper trace, and from these record numbers, frequency and time of onset of coughs were determined. The cough response was defined by a characteristic coughing sound and behavior, associated with a marked biphasic pressure change. The biphasic pressure changes associated with a sneeze were not of as great a magnitude as those associated with a cough, the secondary rise in pressure also being far less than during a cough (Figure 2B). The sound of a sneeze differed from that of a cough, and sneezing was associated with nose rubbing activity. The third response, a "wet dog" shake, produced a rise in pressure only (Figure 2A) and lacked the definitive sound of a cough or sneeze.

Quantities of drugs were weighed out and dissolved in a vehicle. Equal volumes were aliquotted into sample tubes before

being passed, together with another sample tube containing the same volume of vehicle, to an independent observer for coding.

Pre-treatments were matched by concentration together with a vehicle control group. Five guinea-pigs were randomly
5 allocated to each treatment group. Animals were pre-treated with either vehicle (0.9% sterile saline), lidocaine or test drugs for 5 minutes immediately prior to citric acid aerosol exposure. Test drugs and lidocaine were administered as
10 aerosols at concentrations of 0.1, 1.0 and 10.0 mg/ml. The sequence of pre-treatment administration was determined according to a 4x4 Latin Square design.

Data presented as the mean \pm SEM number of coughs produced by individual guinea-pigs within each group during the 15 minute observation period or mean \pm SEM latency of cough were
15 analyzed using one way analysis of variance to compare mean responses between matched groups of animals (doses) and between unmatched groups (treatments) followed by the Tukey-Kramer multiple comparison test where appropriate.

In one set of experiments using the general protocol
20 described above, the antitussive activity of N-[(1-Indolinyl)carbonylmethyl]-N-(phenylcarbamoylemethyl)dimethylammonium chloride (Compound 2) was tested. Results showed that pre-treatment of guinea pigs with aerosols of Compound 2 at 10.0 mg/ml immediately before
25 exposure to citric acid (1M) inhibited cough responses by 56% compared with vehicle (distilled water) pre-treated guinea pigs over the 15 minute observation period. At the same time the mean latency of cough onset was prolonged by four fold.

The antitussive activity of N-[(1-Indoliny)carbonyl-methyl]triethylammonium chloride (Compound 3) was similarly tested. Pre-treatment of guinea pigs with aerosols of Compound 3 at 10.0 mg/ml immediately before exposure to citric acid (1M) reduced cough responses by 36% compared with vehicle (distilled water) pre-treated guinea pigs over the 15 minute observation period. Results from the same experiment showed the time to the first recorded cough response elicited by citric acid was prolonged by Compound 3 pre-treatment immediately prior to citric acid exposure, when latency of cough onset increased 2.5 fold.

EXAMPLE 6

In another experiment similar to that described above in Example 5, the duration of the antitussive effects of the compounds of the present invention against citric acid-induced cough responses were investigated in conscious guinea pigs. Test agents or vehicle were administered as aerosol pre-treatments (10 mg/ml, 5 minute duration) at 5 minutes, 30 minutes, 1 hour, 2 hours and 4 hours prior to induction of cough responses by citric acid aerosol.

EXAMPLE 7

The antitussive effects of a 5 minute pre-treatment with aerosolized compounds of the present invention and lidocaine on capsaicin aerosol-induced cough were investigated in conscious guinea-pigs using a method similar to that described in Example 5.

EXAMPLE 8

Therapeutic treatment with the compounds of the present invention also can be determined by a similar method as described

in Example 5. The antitussive effects of compounds of the present invention and lidocaine administered after induction of cough responses by exposure to citric acid aerosol were investigated in conscious guinea pigs. Vehicle or test agents were administered as aerosols (10 mg/ml; 5 minute duration) 2 minutes after exposure to citric acid aerosol began. Cough responses were recorded during a 15 minute observation period (t=0 to t=15 minutes) from initiation of the citric acid exposure.

10

EXAMPLE 9**Investigation of antitussive activity of aerosolized test compound on citric acid-induced cough responses in conscious rabbits**15 **Protocol**

Twenty-two male New Zealand white rabbits were randomly allocated to either of two groups of 11 rabbits.

Pairs of rabbits (control versus test) were placed in individual exposure chambers with an airflow of 5 liter/min through the chambers.

Each rabbit was exposed to ozone (3 ppm) for 1 hour.

The rabbits were then immediately exposed to aerosols of either vehicle (chamber 1) or test compound (10 mg/ml, chamber 2) at a nebulization rate of 0.9 ml/min.

25 Cough responses were induced with citric acid aerosol (1.6 M).

Coughs were counted during the 10 minute exposure to citric acid.

All rabbits were exposed to ozone before vehicle or test drug pre-treatment.

30

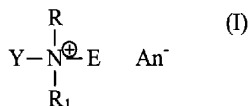
All publications and patent applications mentioned in this specification are herein incorporated by reference to the same extent as if each individual publication or patent application was specifically and individually incorporated by reference.

5 From the foregoing, it will be appreciated that, although specific embodiments of the invention have been described herein for purposes of illustration, various modifications may be made without deviating from the spirit and scope of the invention. Accordingly, the invention is not limited except as
10 by the appended claims.

15

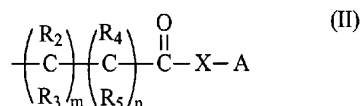
THE CLAIMS DEFINING THE INVENTION ARE AS FOLLOWS:

1. A compound of the following formula (I), or a solvate or pharmaceutically acceptable salt thereof:



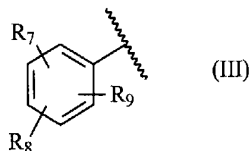
5

wherein Y and E are independently selected from $-\text{CH}_2-\text{R}_{16}$ or a group represented by the following formula (II):

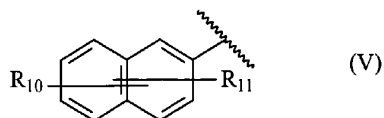
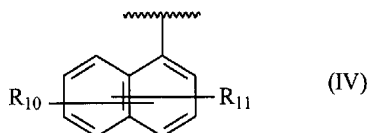


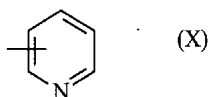
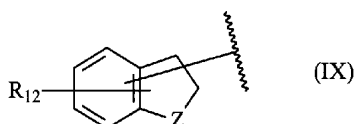
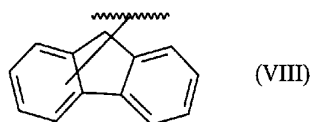
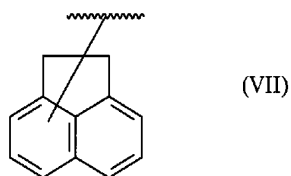
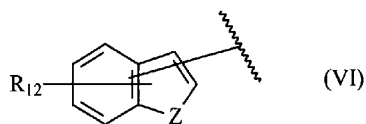
- 10 wherein R, R_1 , R_2 , R_3 , R_4 , R_5 , and R_{16} are independently selected from hydrogen, $\text{C}_1\text{-C}_8$ alkyl, $\text{C}_3\text{-C}_8$ alkoxyalkyl and $\text{C}_7\text{-C}_{12}$ aralkyl; m is an integer of from 1 to 8 and n is an integer of from 0 to 8; A is selected from $\text{C}_5\text{-C}_{12}$ alkyl, a $\text{C}_3\text{-C}_{13}$ carbocyclic ring, and ring systems selected from formulae (III), (IV), (V), (VI), (VII), (VIII), (IX) and (X):

15



20





where R_7 , R_8 , R_9 , R_{10} , R_{11} , and R_{12} are independently selected from bromine, chlorine, fluorine, carboxy, hydrogen, hydroxy, hydroxymethyl, methanesulfonamido, nitro, sulfamyl, trifluoromethyl, C_2 - C_7 alkanoyloxy, C_1 - C_6 alkyl, C_1 - C_6 alkoxy, C_2 - C_7 alkoxycarbonyl, C_1 - C_6 thioalkyl, aryl and $N(R_{13}, R_{14})$ where R_{13} and R_{14} are independently selected from hydrogen, acetyl, methanesulfonyl and C_1 - C_6 alkyl, and Z is selected from CH , CH_2 , O , N and S , where Z may be directly bonded to X when Z is CH , or X may be a direct bond to Z when Z is N , or Z may be directly bonded to R_{15} when Z is N and X is not a direct bond to Z , R_{15} is selected from hydrogen, C_1 - C_6 alkyl, C_3 - C_8 cycloalkyl, aryl and benzyl; and X is $N-R_6$ except when Z in A is nitrogen and X is a direct bond

to Z; An⁻ is the acid addition salt of a pharmaceutically acceptable acid or the anion from a pharmaceutically acceptable salt, and isolated enantiomeric, diastereomeric and geometric isomers thereof, and mixtures thereof, with the proviso that E is represented by formula (II) wherein A is either formula (VI) or
 5 formula (IX) and Z is N.

2. A compound of claim 1 which is N,N-Bis-[1-Indolyl]carbonylmethyl]dimethylammonium chloride.

10 3. A compound of claim 1 which is N-[(1-Indolyl)carbonylmethyl]-N-(phenylcarbonylmethyl)dimethylammonium chloride.

4. A compound of claim 1 which is N-[1-Indolyl]carbonylmethyl]triethylammonium chloride.

15

5. A pharmaceutical composition for the treatment and/or prevention of cough, comprising an effective amount of a compound according to claim 1 and a pharmaceutically acceptable carrier, diluent or excipient.

20

6. A pharmaceutical composition for the treatment and/or prevention of cough, comprising an effective amount of a compound according to claim 2 and a pharmaceutically acceptable carrier, diluent or excipient.

25

7. A pharmaceutically composition for the treatment and/or prevention of cough, comprising an effective amount of a compound according to claim 3 and a pharmaceutically acceptable carrier, diluent or excipient.

30

8. A pharmaceutical composition for the treatment and/or prevention of cough, comprising an effective amount of a compound according to claim 4 and a pharmaceutically acceptable carrier, diluent or excipient.

9. A method for the treatment and/or prevention of cough in warm-blooded animals, which comprises administering to a warm-blooded animal in need thereof a therapeutically effective amount of a compound of formula (I) as set forth in claim 1 or a pharmaceutical composition according to claim 5.

5

10. A method for the treatment and/or prevention of cough in warm-blooded animals, which comprises administering to a warm-blooded animal in need thereof a therapeutically effective amount of a compound of formula (I) as set forth in claim 2 or a pharmaceutical composition according to claim 6.

10

11. A method for the treatment and/or prevention of cough in warm-blooded animals, which comprises administering to a warm-blooded animal in need thereof a therapeutically effective amount of a compound of formula (I) as set forth in claim 3 or a pharmaceutical composition according to claim 7.

15

12. A method for the treatment and/or prevention of cough in warm-blooded animals, which comprises administering to a warm-blooded animal in need thereof a therapeutically effective amount of a compound of formula (I) as set forth in claim 4 or a pharmaceutical composition according to claim 8.

.....
.....
.....
.....
.....

20

13. A compound according to claim 1, substantially as hereinbefore described with reference to any of the examples.

25 DATED: 7 April, 2003

.....
.....
.....
.....
.....
.....

PHILLIPS ORMONDE & FITZPATRICK

Attorneys for:

NORTRAN PHARMACEUTICALS, INC.

30

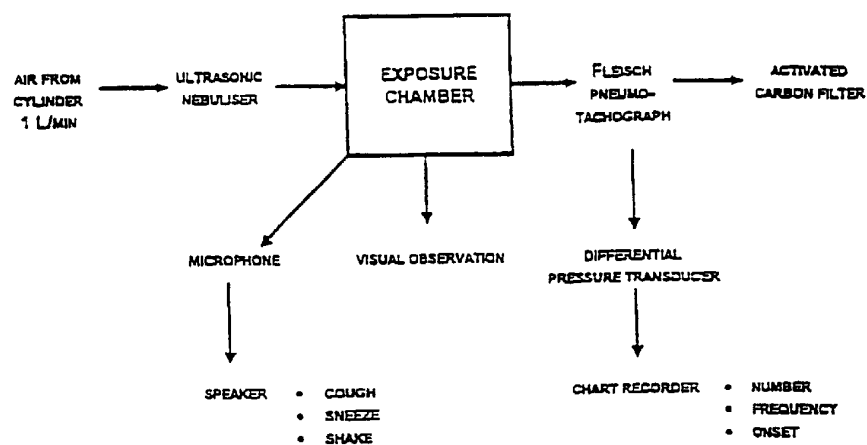


Figure 1

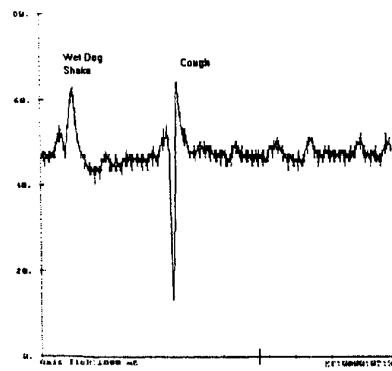


Figure 2A

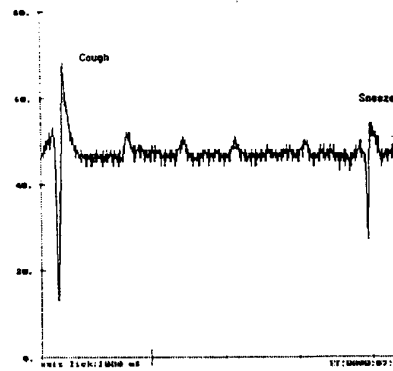


Figure 2B