



US00D720756S

(12) **United States Design Patent**
Stavrakakis

(10) **Patent No.:** **US D720,756 S**

(45) **Date of Patent:** **** Jan. 6, 2015**

(54) **TABLET CASE**

(71) Applicant: **C6 Life Limited**, Hulland Village,
Derbyshire (GB)

(72) Inventor: **Nicholas Stavrakakis**, Hulland Village
(GB)

(73) Assignee: **C6 Life Limited**, Hulland Village (GB)

(**) Term: **14 Years**

(21) Appl. No.: **29/469,195**

(22) Filed: **Oct. 8, 2013**

(30) **Foreign Application Priority Data**

Apr. 8, 2013 (EM) 002216192-0001

(51) **LOC (10) Cl.** **14-01**

(52) **U.S. Cl.**
USPC **D14/440**

(58) **Field of Classification Search**

USPC D14/250, 251, 253, 240, 217, 496,
D14/203.3, 203.4, 203.5, 203.8, 440, 2,
D14/38.1, 432, 439, 300; D3/201, 273, 274,
D3/290, 294, 300-303, 315, 318, 319,
D3/323-328; 190/100-127, 900-903;
361/679.56; 455/575.8; 292/342, 343;
248/371, 152, 174, 459

See application file for complete search history.

(56) **References Cited**

U.S. PATENT DOCUMENTS

5,445,266 A * 8/1995 Prete et al. 206/320
D658,188 S * 4/2012 Diebel D14/440

D666,804 S * 9/2012 Rogers D3/201
D685,800 S * 7/2013 Canizares et al. D14/440
D685,801 S * 7/2013 Canizares et al. D14/440
D685,802 S * 7/2013 Canizares et al. D14/440
D691,143 S * 10/2013 Diebel D14/440
D704,702 S * 5/2014 Akana et al. D14/341
D706,270 S * 6/2014 Akana et al. D14/440
D707,229 S * 6/2014 Almodova D14/440
D708,836 S * 7/2014 Lee D3/201
8,794,436 B2 * 8/2014 Hsu 206/320
2011/0227463 A1 * 9/2011 Hou et al. 312/223.1
2012/0140396 A1 * 6/2012 Zelif et al. 361/679.09
2012/0194448 A1 * 8/2012 Rothkopf 345/173

* cited by examiner

Primary Examiner — Caron D Veynar

Assistant Examiner — Holly E Thurman

(74) *Attorney, Agent, or Firm* — Stites & Harbison, PLLC;
David W. Nagle, Jr.

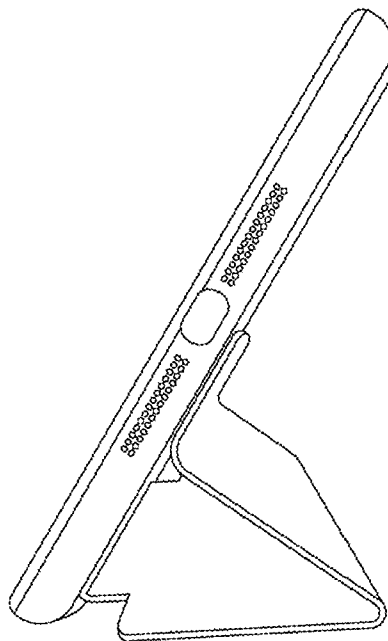
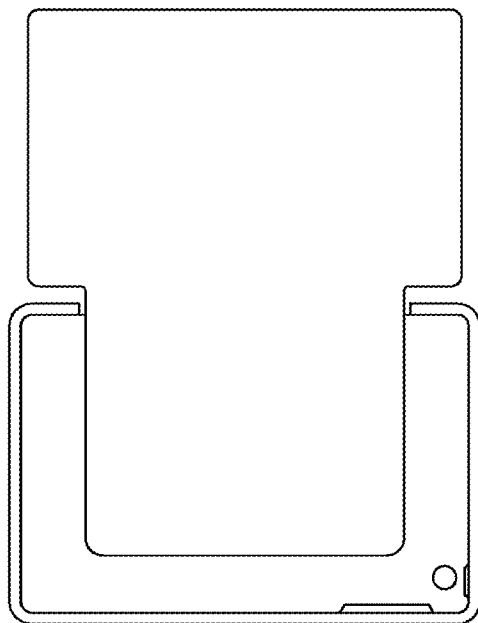
(57) **CLAIM**

The ornamental design for a tablet case, as shown and described.

DESCRIPTION

FIG. 1 is a top perspective view of a tablet case in a substantially flat configuration and incorporating the design of the present invention;
FIG. 2 is bottom perspective view of the tablet case of FIG. 1 in the substantially flat configuration;
FIG. 3 is an edge view of the tablet case of FIG. 1 in the substantially flat configuration;
FIG. 4 is a front perspective view of the tablet case of FIG. 1 in a deployed configuration; and,
FIG. 5 is a side perspective view of the tablet case of FIG. 1 in the deployed configuration.

1 Claim, 5 Drawing Sheets



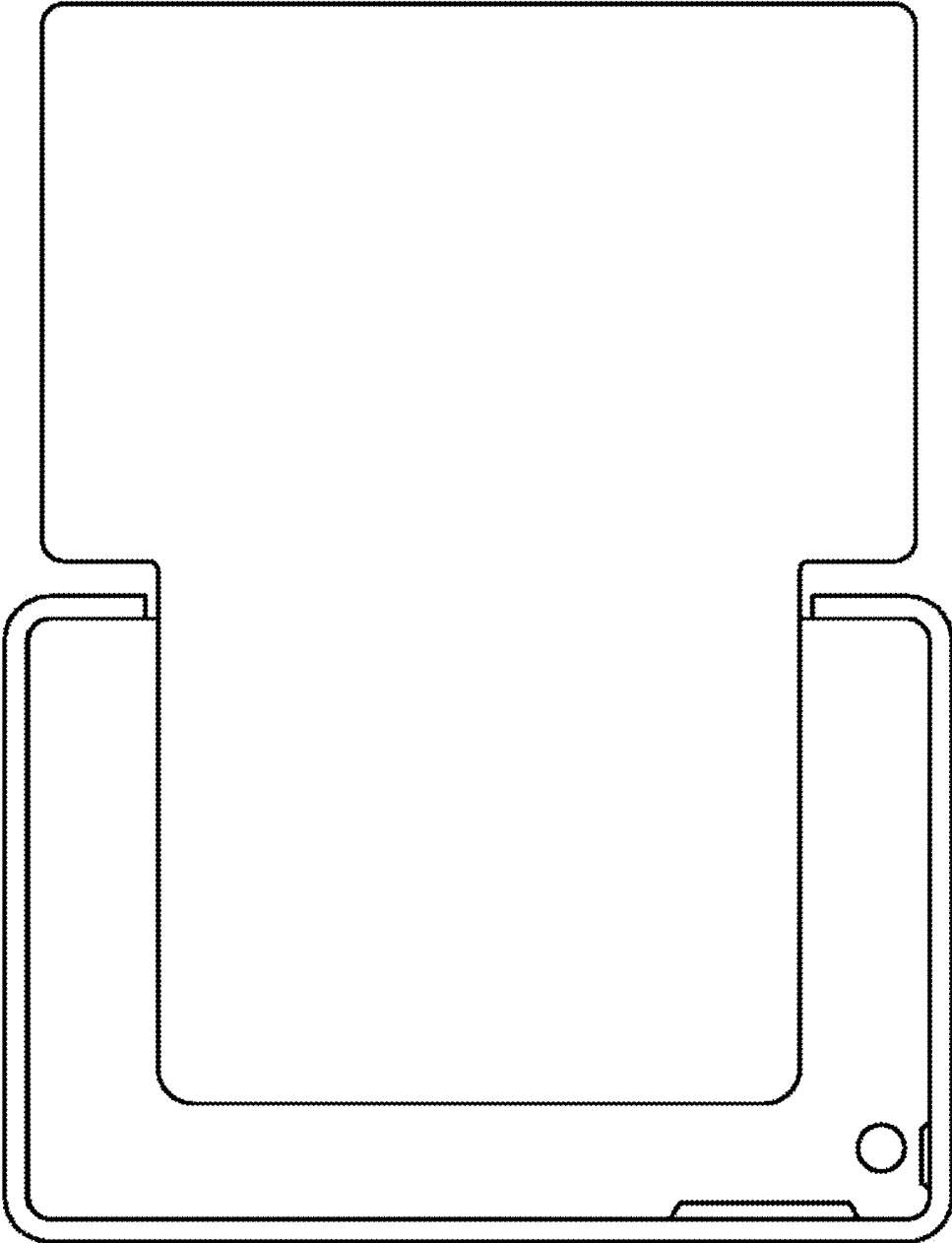


FIG. 1

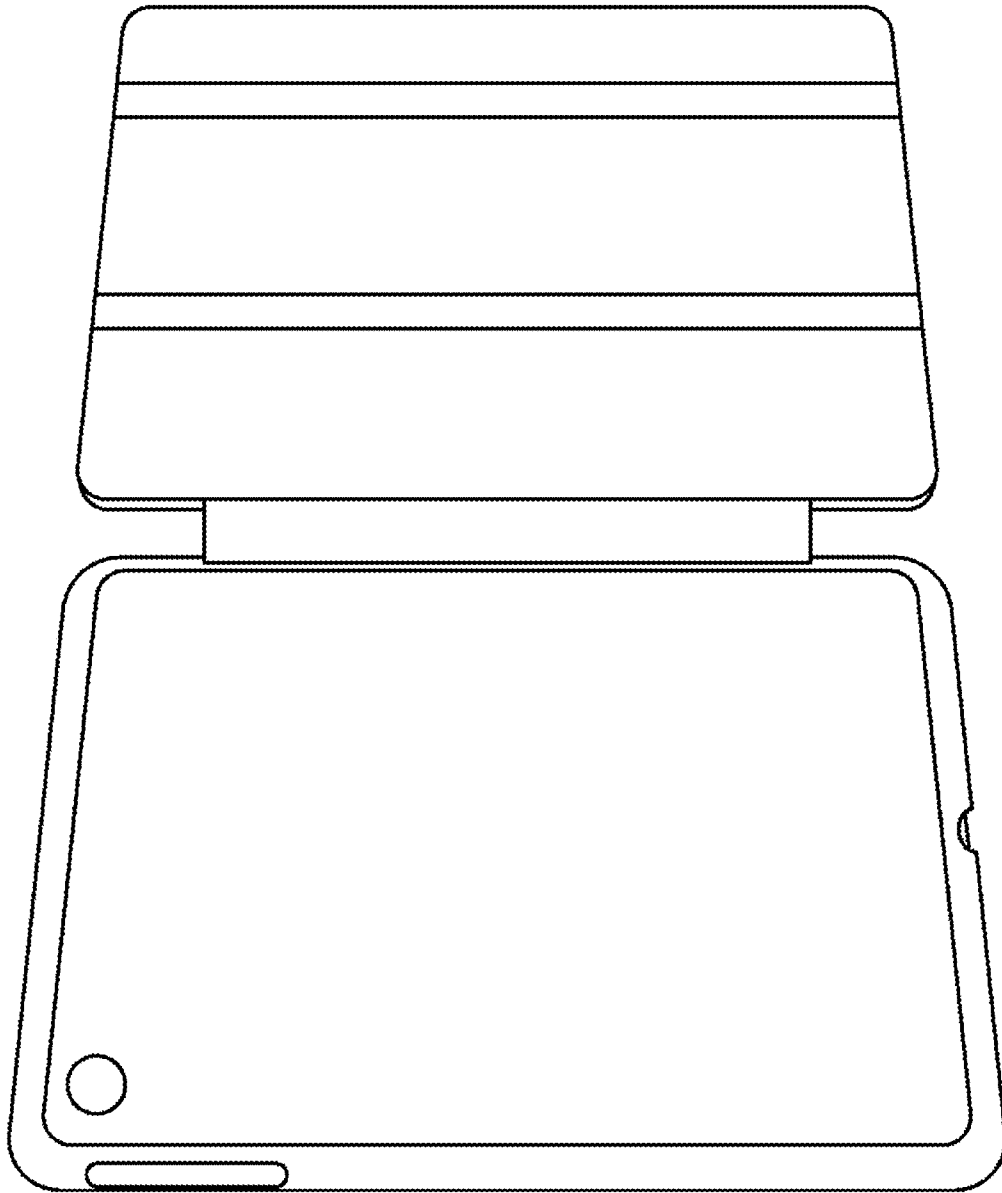


FIG. 2



FIG. 3

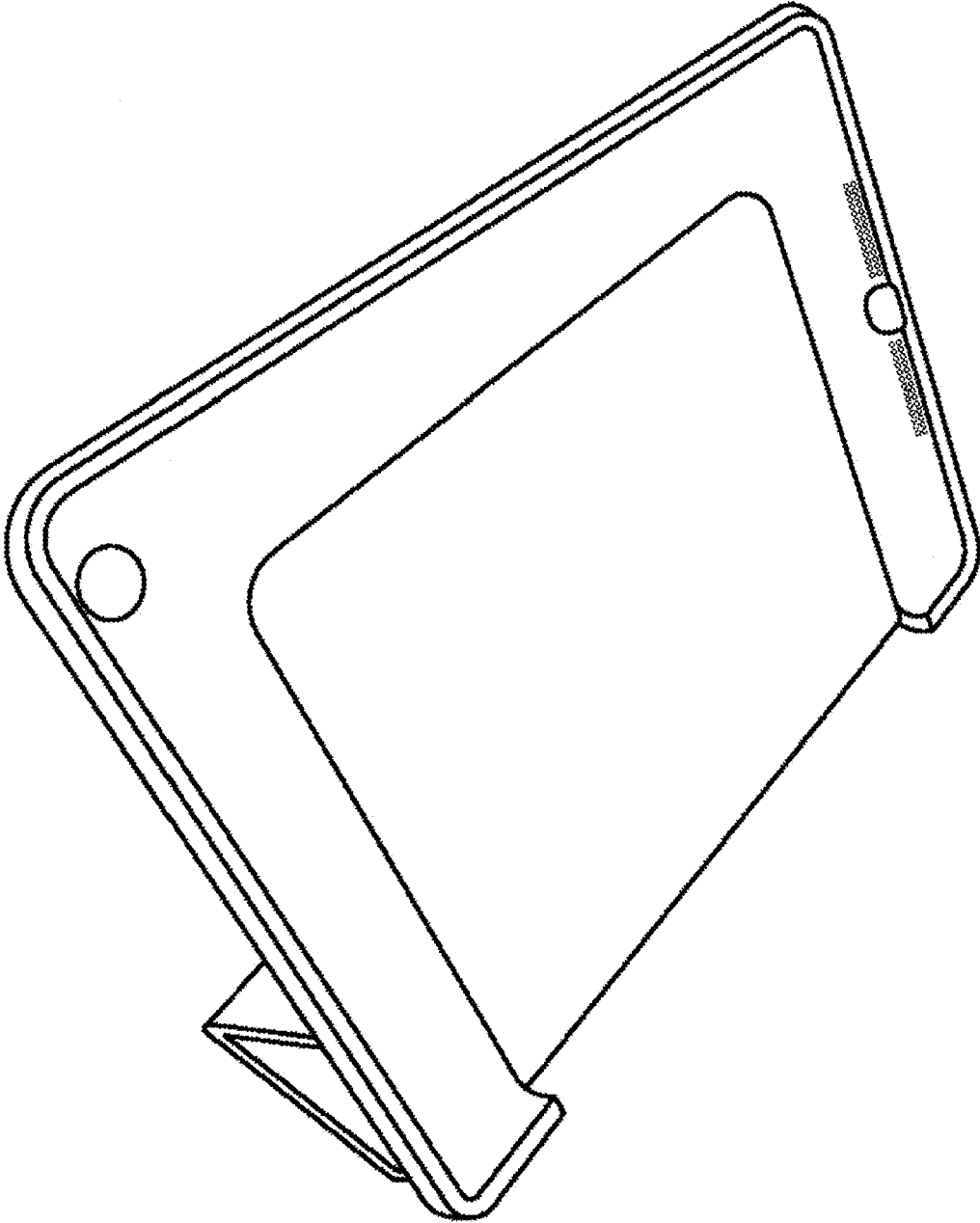


FIG. 4

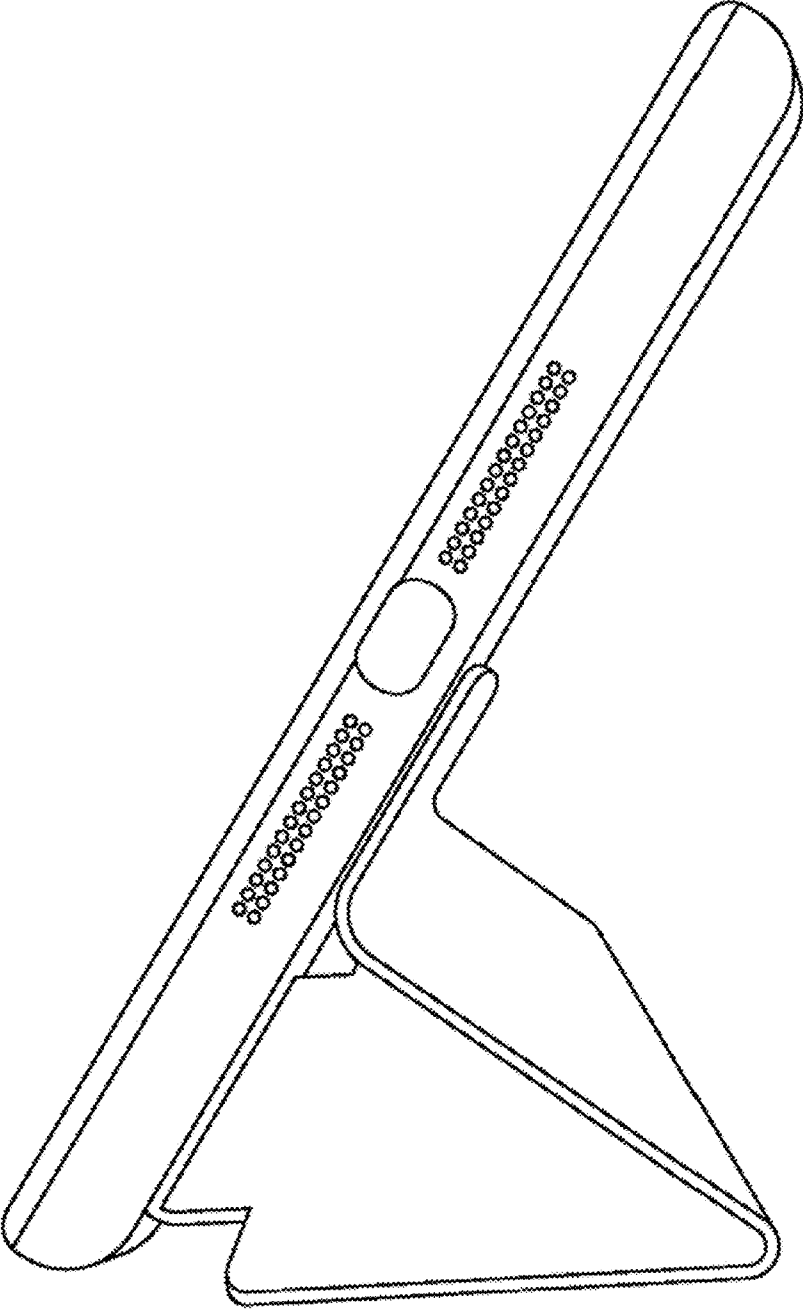


FIG. 5