



US00D844517S

(12) **United States Design Patent** (10) **Patent No.:** **US D844,517 S**
Brisbourne (45) **Date of Patent:** **** Apr. 2, 2019**

(54) **FRONT DOOR CASING FOR A VEHICLE**

D816,572 S * 5/2018 Ma D12/195
D816,573 S * 5/2018 Ma D12/195
D829,142 S * 9/2018 Sheffield D12/195
D831,552 S * 10/2018 Watkin D12/195

(71) Applicant: **Jaguar Land Rover Limited**, Whitley,
Coventry (GB)

* cited by examiner

(72) Inventor: **David Brisbourne**, Coventry (GB)

Primary Examiner — Katrina A Betton

(73) Assignee: **Jaguar Land Rover Limited**, Whitley,
Coventry (GB)

(74) *Attorney, Agent, or Firm* — Wood Herron & Evans
LLP

(**) Term: **15 Years**

(57) **CLAIM**

The ornamental design for a front door casing for a vehicle,
as shown and described.

(21) Appl. No.: **29/638,027**

DESCRIPTION

(22) Filed: **Feb. 23, 2018**

(51) **LOC (11) Cl.** **12-08**

FIG. 1 is a front left perspective view of a front door casing
for a vehicle according to the present invention.

(52) **U.S. Cl.**
USPC **D12/195**

FIG. 2 is a front right perspective view of the front door
casing shown in FIG. 1.

(58) **Field of Classification Search**
CPC B60J 5/04
See application file for complete search history.

FIG. 3 is a rear right perspective view thereof.

FIG. 4 is a rear left perspective view thereof.

FIG. 5 is a front view thereof.

FIG. 6 is a rear view thereof.

FIG. 7 is a left side view thereof.

FIG. 8 is a right side view thereof.

FIG. 9 is a top view thereof; and,

FIG. 10 is a bottom view thereof.

The broken lines comprise claim boundaries, and neither the
portions inside the broken lines nor the broken lines them-
selves form any part of the claimed invention.

(56) **References Cited**

U.S. PATENT DOCUMENTS

D743,312 S * 11/2015 Iwauchi D12/195
D756,873 S * 5/2016 Donckerwolke D12/195
D784,882 S * 4/2017 Lee D12/195
D784,883 S * 4/2017 Lee D12/195
D801,899 S * 11/2017 Watkin D12/195
D816,571 S * 5/2018 Wiedeman D12/195

1 Claim, 8 Drawing Sheets






FIG. 1



FIG. 2

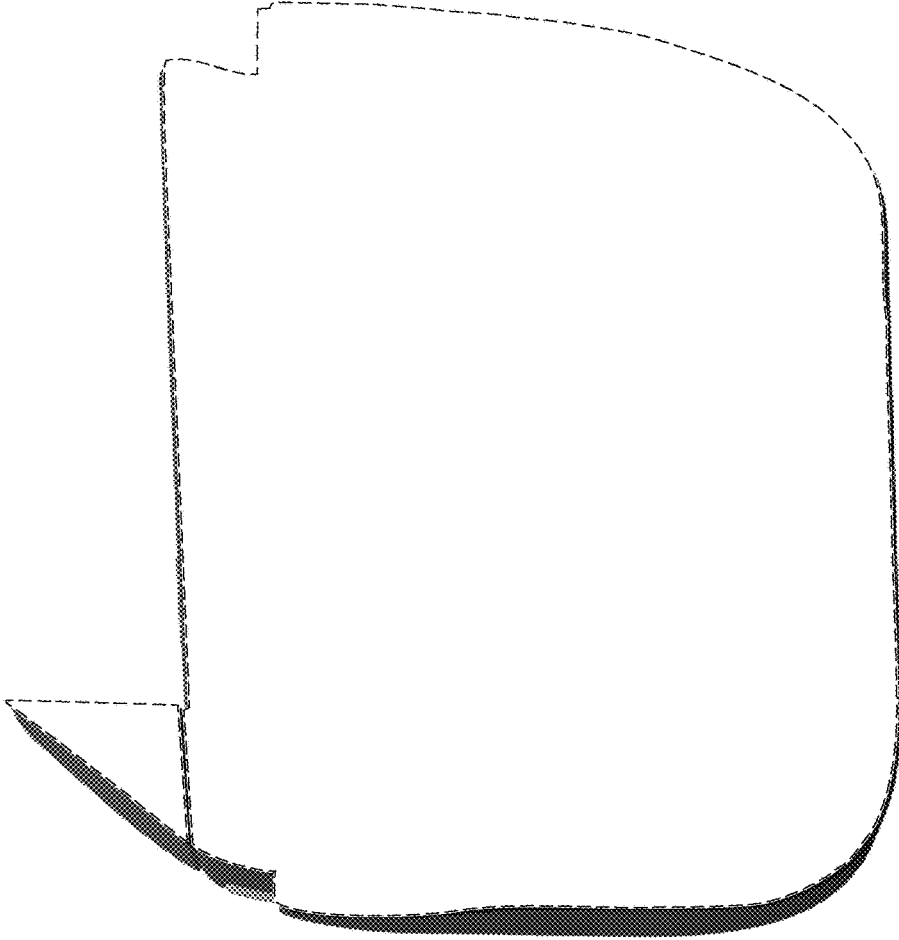


FIG. 3

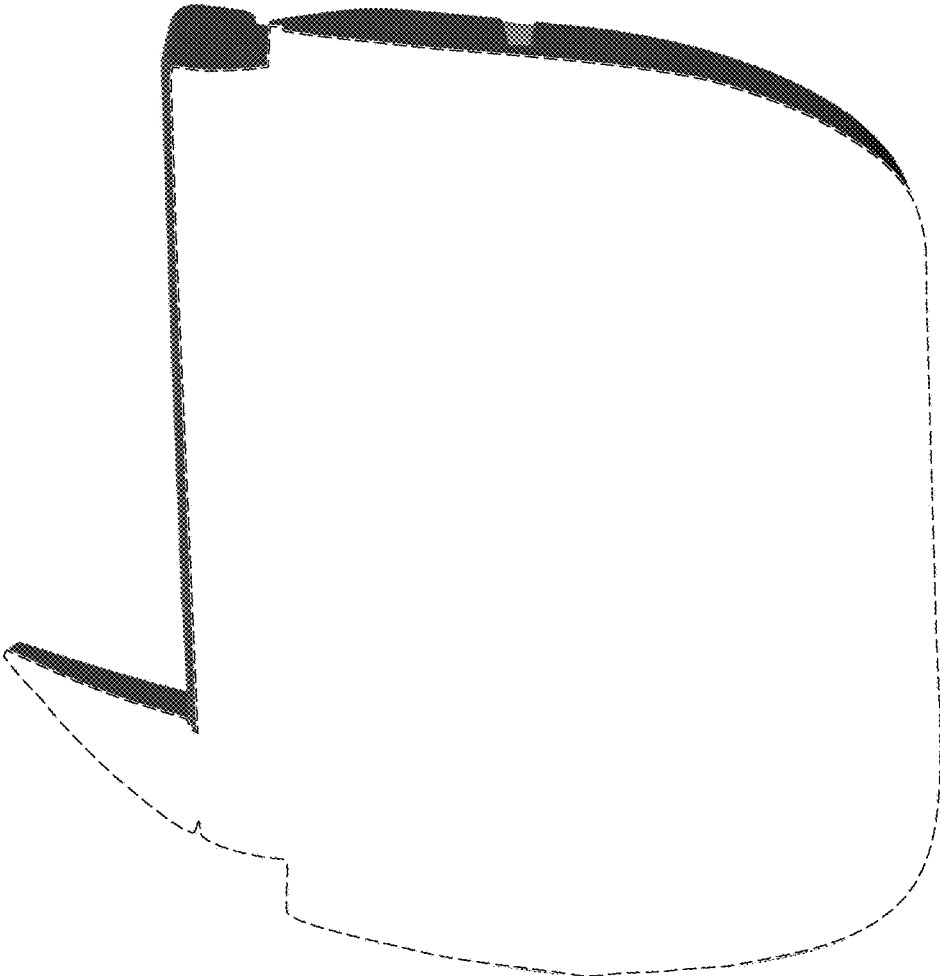


FIG. 4



FIG. 5

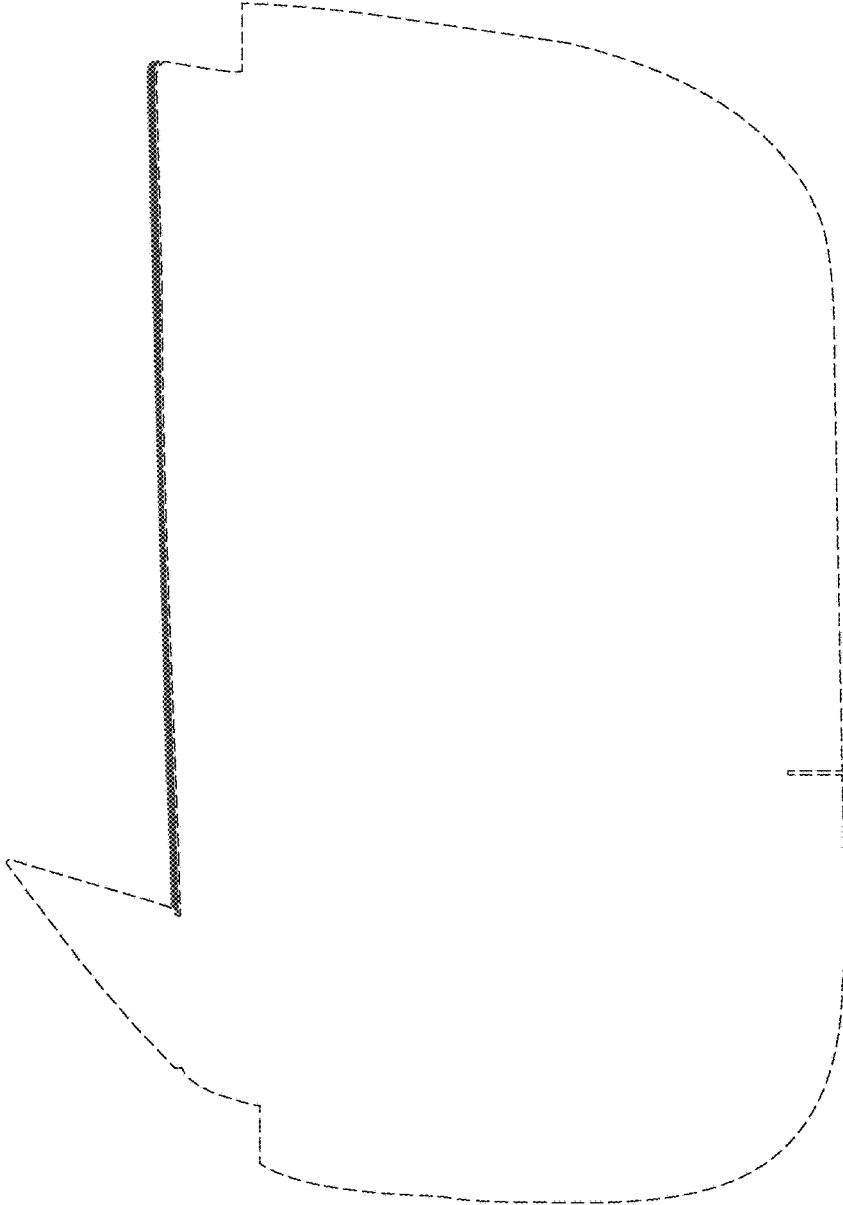


FIG. 6




FIG. 7




FIG. 8




FIG. 9




FIG. 10