(12) INTERNATIONAL APPLICATION PUBLISHED UNDER THE PATENT COOPERATION TREATY (PCT)

(19) World Intellectual Property Organization
International Bureau

(43) International Publication Date
15 April 2004 (15.04.2004)

PCT

(10) International Publication Number
WO 2004/031172 A1

(51) International Patent Classification[7]: C07D 401/14, 211/58, A61K 31/4545

(21) International Application Number: PCT/EP2003/011035

(22) International Filing Date: 6 October 2003 (06.10.2003)

(25) Filing Language: English

(26) Publication Language: English

(30) Priority Data:
0223223.9 7 October 2002 (07.10.2002) GB

(71) Applicant *(for all designated States except AT, US)*: **NOVARTIS AG** [CH/CH]; Lichtstrasse 35, CH-4056 Basel (CH).

(71) Applicant *(for AT only)*: **NOVARTIS PHARMA GMBH** [AT/AT]; Brunner Strasse 59, A-1230 Vienna (AT).

(72) Inventors; and
(75) Inventors/Applicants *(for US only)*: **ALBERT, Rainer** [AT/CH]; Wartenbergstrasse 21, CH-4052 Basel (CH). **COOKE, Nigel, Graham** [GB/CH]; Tichelengraben 13, CH-4104 Oberwil (CH). **THOMA, Gebhard** [DE/DE]; Talweg 32, 79540 Lörrach (DE).

(74) Agent: **GRUBB, Philip**; Novartis AG, Corporate Intellectuel Property, CH-4002 Basel (CH).

(81) Designated States *(national)*: AE, AG, AL, AM, AT, AU, AZ, BA, BB, BG, BR, BY, BZ, CA, CH, CN, CO, CR, CU, CZ, DE, DK, DM, DZ, EC, EE, EG, ES, FI, GB, GD, GE, GH, HR, HU, ID, IL, IN, IS, JP, KE, KG, KP, KR, KZ, LC, LK, LT, LU, LV, MA, MD, MK, MN, MX, NI, NO, NZ, OM, PG, PH, PL, PT, RO, RU, SC, SE, SG, SK, SY, TJ, TM, TN, TR, TT, UA, US, UZ, VC, VN, YU, ZA, ZW.

(84) Designated States *(regional)*: Eurasian patent (AM, AZ, BY, KG, KZ, MD, RU, TJ, TM), European patent (AT, BE, BG, CH, CY, CZ, DE, DK, EE, ES, FI, FR, GB, GR, HU, IE, IT, LU, MC, NL, PT, RO, SE, SI, SK, TR).

Published:
— *with international search report*

For two-letter codes and other abbreviations, refer to the "Guidance Notes on Codes and Abbreviations" appearing at the beginning of each regular issue of the PCT Gazette.

WO 2004/031172 A1

(54) Title: PIPERIDINE DERIVATIVES AS CCR5 INHIBITORS

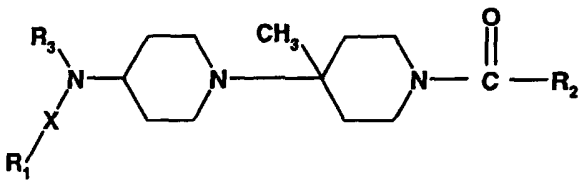

(I)

(57) Abstract: Disclosed are compounds of formula (I) wherein R_1, R_2, R_3 and X are as defined herein, in free or salt form, which are useful as CCR5 inhibitors, e.g. in the prevention or treatment of disorders mediated by interactions between chemokine receptors and their ligands.

PIPERIDINE DERIVATIVES AS CCR5 INHIBITORS

The present invention relates to piperidine derivatives, process for their production, their uses and pharmaceutical compositions containing them.

More particularly, the present invention provides a compound of formula I

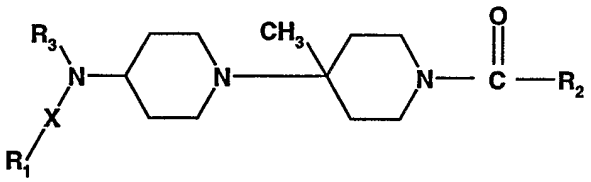

I

wherein

1) R_2 is a residue of formula

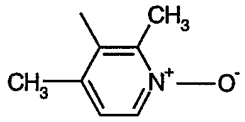

and

a) R_1 is thienyl, furyl, thiazolyl or 2-methyl-thiazolyl,

X is $-CH_2-$, and

R_3 is benzo[1,3]dioxol-yl or phenyl optionally monosubstituted by halogen,

or

b) R_1 is phenyl substituted by $-SO_2CH_3$ or CN

X is $-CH_2-$, and

R_3 is phenyl

or

c) R_1 is phenyl

X is a direct bond, and

R_3 is pyridyl,

or

2) R_2 is a residue of formula

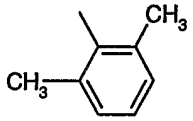

and

a) R_1 is pyridyl, phenyl optionally substituted by carboxy or C_{1-4}alkoxycarbonyl, 2-methylthiazolyl, indolyl or benzimidazol-2-yl,
X_1 is $-CH_2-$ or $-CH_2-CH_2-$, and
R_3 is phenyl optionally substituted by Hal,
or

b) R_1 is phenyl
X is a direct bond
R_3 is pyridyl,
or

c) R_1 is 2-methyl-thiazolyl,
X is $-CH_2-$, and
R_3 is 1-methyl-indolyl
or

3) R_2 is a residue of formula

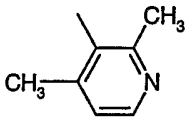

and

a) R_1 is 2-methyl-thiazolyl
X is $-CH_2-$, and
R_3 is phenyl substituted by halogen
or

b) R_1 is pyridyl
X is a direct bond, and
R_3 is phenyl
or

4) R_2 is a residue of formula

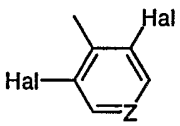 or 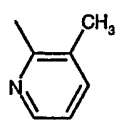 or 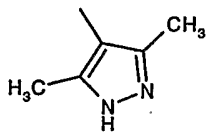

wherein
Hal is F or Cl,
Z is –C= or -N=

and

a) R_1 is phenyl, X is a direct bond and R_3 is pyridyl

or

b) R_1 is pyridyl, X is a direct bond and R_3 is phenyl

or

5) R_2 is a residue of formula

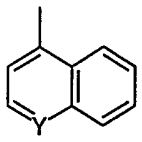

wherein Y is –C= or –N=

and

R_1 is pyridyl, X is a direct bond and R_3 is phenyl,

or

6) R_2 is a residue of formula

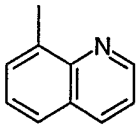

X is a direct bond and one of R_1 and R_3 is phenyl and the other is pyridyl,

or

7) R_2 is a residue of formula

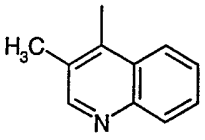

or

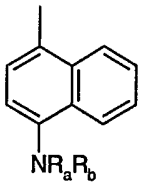

wherein each of R_a and R_b, independently, is H, CH_3 or C_2H_5, R_1 and R_3 are phenyl, and X is a direct bond

or

8) R_2 is a residue of formula

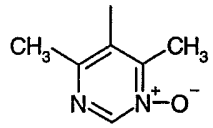

or

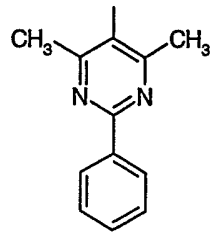

R_1 is pyridyl, X is a direct bond and R_3 is phenyl,

or

9) R_2 is indol-4-yl, R_1 is pyridyl, X is a direct bond and R_3 is phenyl,

in free form or in salt form.

Halogen is F, Cl, Br or I. Phenyl monosubstituted by halogen is preferably para substituted.

When phenyl is substituted by carboxy or C_{1-4}alkoxycarbonyl, it is preferably in position meta. Indolyl is preferably 3-indolyl.

The compounds of formula I may exist in free form or in salt form, e.g. addition salts with e.g. organic or inorganic acids, for example, hydrochloric acid, acetic acid when e.g. R_1, R_2, and /or R_3 comprises an optionally substituted amino group or a heterocyclic residue which can form addition salts. The compounds of formula I have one or more asymmetric centers in the molecule, and the present invention is to be understood as embracing the various optical isomers, as well as racemates, diastereoisomers and mixtures thereof.

The present invention also includes a process for the preparation of a compound of formula I which process comprises

a) amidating a compound of formula II

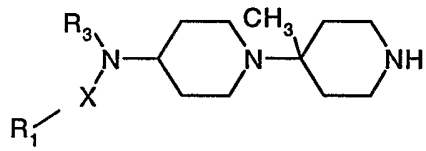

II

wherein R_1, R_3 and X are as indicated above

with a compound of formula III

R_2-CO-A III

wherein R_2 is as defined above, A is a leaving group, e.g. Cl or Br; or

b) reacting a compound of formula IV

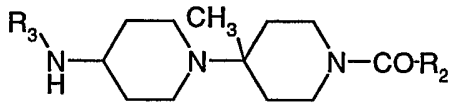

IV

wherein R_2 and R_3 are as defined above, with a compound of formula V

$$R_1—X—Hal \qquad V$$

wherein R_1 and X are as defined above;

and, where required, converting the resulting compound of formula I obtained in free form into the desired salt form, or vice versa.

The reaction steps a) or b) may be performed in accordance with methods known in the art or as disclosed in the Examples below.

Compounds of formula II, used as starting material may be prepared as follows:

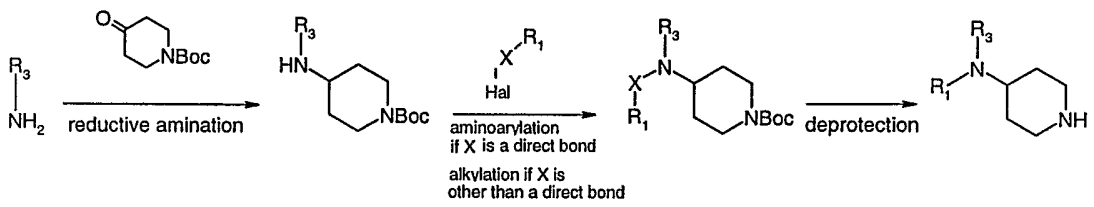

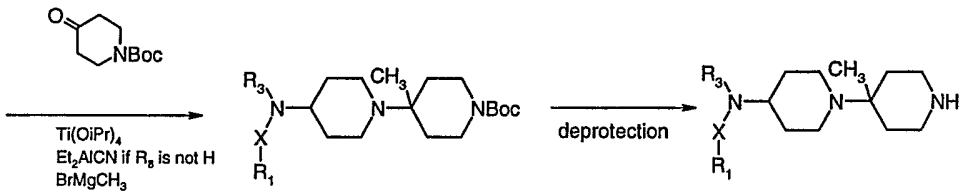

II

wherein X, R_1 and R_3 are as defined above and Hal is Cl, Br or I. In above formulae, Boc is a protecting group which means tert.-butyloxycarbonyl. This protecting group may be replaced in above reaction scheme by any amino protecting group, e.g. as disclosed in "Protective Groups in Organic Synthesis" by T. W. Greene, J.Wiley & Sons NY, 2nd ed., Chapter 7, 1991 and references therein, e.g. benzyloxycarbonyl or 9-fluorenylmethoxy carbonyl.

Alternatively, compounds of formula II may be prepared as follows:

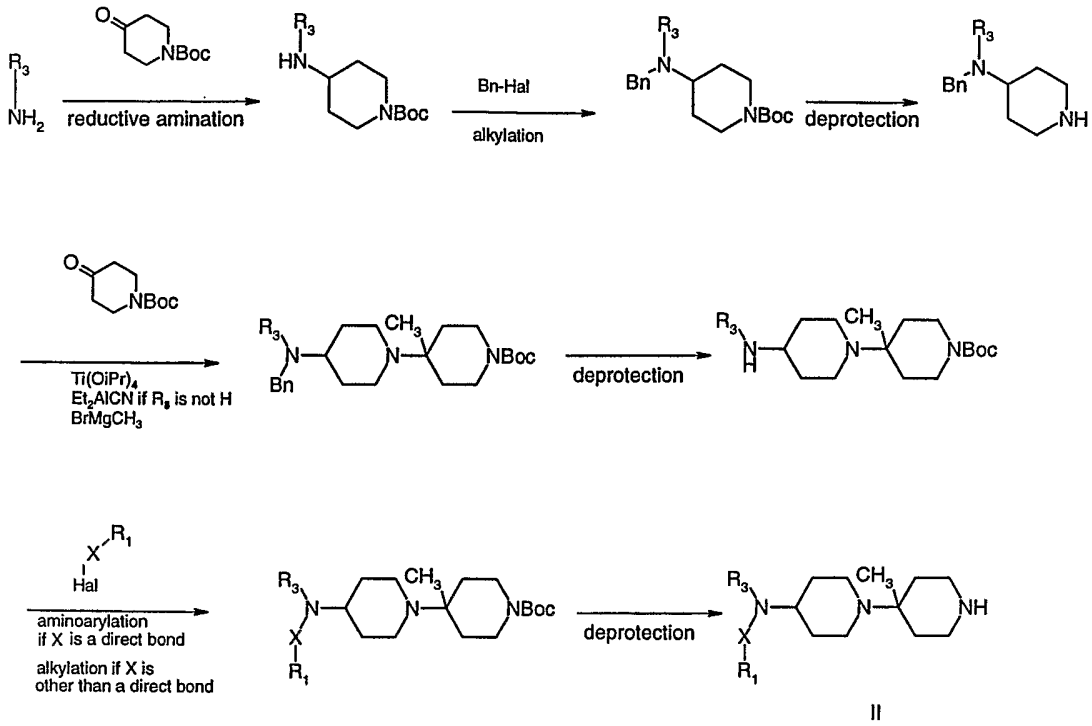

II

wherein R_1, R_3, X and Hal are as herein defined and Bn is benzyl.

Compounds of formula IV, used as starting material, may be prepared as follows:

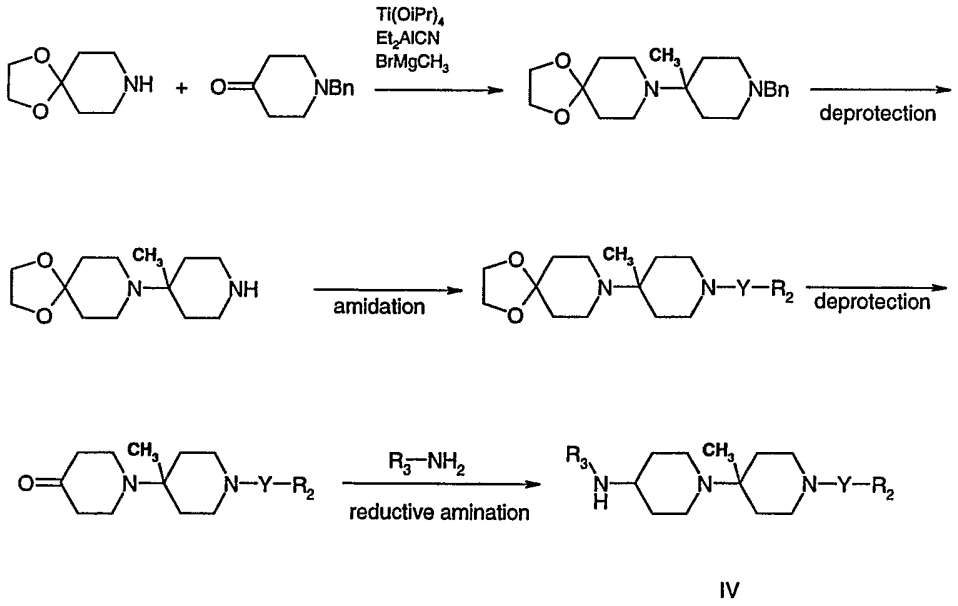

IV

wherein R_2, R_3, Y and Bn are as defined above.

Above reactions may be carried out in accordance with methods known in the art or as disclosed hereafter.

Insofar as the production of the starting materials is not particularly described, the compounds are known or may be prepared analogously to methods known in the art or as described hereafter.

The following Examples are illustrative of the invention, without limitation.

Example 1: **(2,4-Dimethyl-pyridin-3-yl)-[4'-methyl-4-(phenyl-pyridin-3-yl-amino)-[1,4']bipiperidinyl-1'-yl]-methanone**

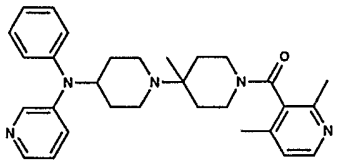

It is prepared from (4'-methyl-[1,4']bipiperidinyl-4-yl)-phenyl-pyridin-3-yl-amine and 2,4-dimethyl-nicotinic acid using a procedure as described for Example 1 of International patent application PCT/EP02/03871 MS/ESI 484 $[M+H]^+$. (4'-Methyl-[1,4']bipiperidinyl-4-yl)-phenyl-pyridin-3-yl-amine used as starting material can be prepared from *tert*-Butyl 4-phenylaminopiperidine-1-carboxylate and 3-bromopyridine using procedures as described in Example 1a – 1d of PCT/EP02/03871. MS/ESI 351 $[M+H]^+$

By following the procedure as disclosed in example 1, the compounds of formula X_1

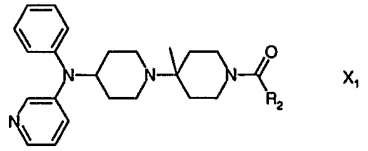

wherein R_2 has the significances as indicated in Table 1, may be prepared.

Table 1

Example	R_2	MS/ESI $(M+H)^+$
2	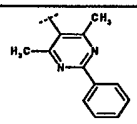	561
3	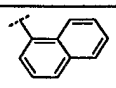	505

4	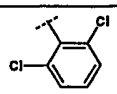	523/525
5	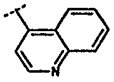	506
6	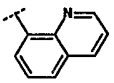	506
7	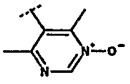	501
8		491
9		470
10	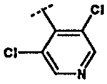	525
11		473

Example 12: **(2,4-Dimethyl-1-oxy-pyridin-3-yl)-[4'-methyl-4-(phenyl-pyridin-2-yl-amino)-[1,4']bipiperidinyl-1'-yl]-methanone**

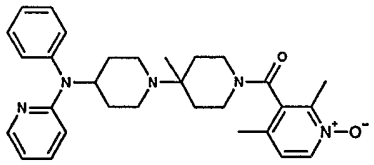

Is prepared from (4'-methyl-[1,4']bipiperidinyl-4-yl)-phenyl-pyridin-2-yl-amine and 2,4-dimethyl-1-oxy-nicotinic acid acid using a procedure as described for Example 1 above. MS/ESI 500 $[M+H]^+$.

(4'-Methyl-[1,4']bipiperidinyl-4-yl)-phenyl-pyridin-2-yl-amine used as starting material can be prepared from *tert*-butyl 4-(phenyl-pyridin-2-ylamino)piperidine-1-carboxylate using a procedure as described Example 1b – 1d of PCT/EP02/03871. MS/ESI 351 $[M+H]^+$.

tert-Butyl 4-(phenyl-pyridin-2-ylamino)piperidine-1-carboxylate may be prepared as follows:

A mixture of *tert*-Butyl 4-phenylamino-piperidine-1-carboxylate (0.8g; 3mmol), 2-bromopyridine (0.3ml; 3mmol), tris(dibenzylideneacetone)-di-palladium (0) (0.27g, 0.3mmol), 9,9-dimethyl-bi(diphenylphosphine)xanthene (0.26g, 0.45mmol) and potassium *tert*-butoxide (3ml, 1mol solution in THF) in toluene (30ml) is heated to 110°C for 15h. The cooled mixture is filtered and the filtrate is diluted with ethyl acetate. The filtrate is washed with sodium hydrogen carbonate and brine and dried with sodium sulfate. The solvent is removed and the residue is recrystallized from acetonitrile to afford the title compound as a brown solid. MS/ESI 354 $[M+H]^+$

Example 13: (2,6-Dimethyl-phenyl)-[4'-methyl-4-(phenyl-pyridin-4-yl-amino)-[1,4']bipiperidinyl-1'-yl]-methanone

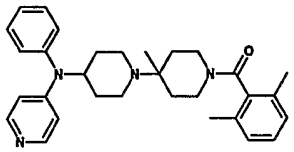

It is prepared from (4'-methyl-[1,4']bipiperidinyl-4-yl)-phenyl-pyridin-4-yl-amine and 2,6-dimethyl-benzoic acid using a procedure as described in above Example 1. MS/ESI 483 $[M+H]^+$. (4'-Methyl-[1,4']bipiperidinyl-4-yl)-phenyl-pyridin-4-yl-amine used as starting material can be prepared from *tert*-butyl 4-phenylaminopiperidine-1-carboxylate and 4-bromopyridine hydrochloride using procedures as described in Example 1a – 1d of PCT/EP02/03871. MS/ESI 351 $[M+H]^+$

By following the procedure as disclosed in example 13, the compounds of formula X_2

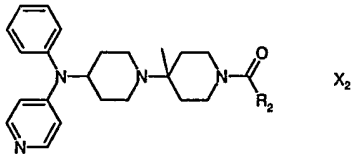

wherein R_2 has the significances as indicated in Table 2, may be prepared.

Table 2

Example	R_2	MS/ESI $(M+H)^+$
14	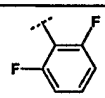	491

15	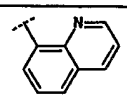	506
16	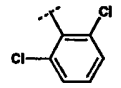	523 / 525
17	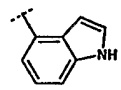	494
18	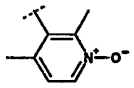	500
19	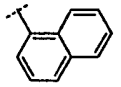	505

Example 20: **(4-Dimethylamino-naphthalen-1-yl)-(4-diphenylamino-4'-methyl[1,4']bipiperidinyl-1'-yl)-methanone**

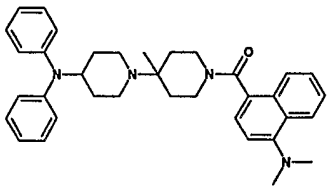

It is prepared from (4'-methyl-[1,4']bipiperidinyl-4-yl)-diphenyl-amine and 4-Dimethylamino-naphthalene-1-carboxylic acid using a procedure as described in above Example 1. MS/ESI 547 $[M+H]^+$. 4'-Methyl-[1,4']bipiperidinyl-4-yl)-diphenyl-amine used as starting material may be prepared using a procedure as described in Example 1a – 1d of PCT/EP02/03871. MS/ESI 350 $[M+H]^+$

Example 21:

By following the procedure as disclosed in example 20, the compound of formula

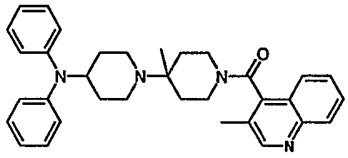

may be prepared. MS/ESI $(M+H)^+$ 519

Example 22: **4-({[1'-(2,6-Dimethyl-benzoyl)-4'-methyl-[1,4']bipiperidinyl-4-yl]-phenyl-amino}-methyl)-benzoic acid methyl ester**

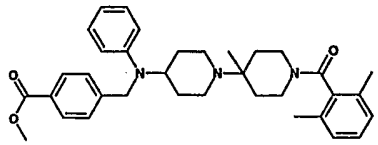

It is prepared from (2,6-dimethyl-phenyl)-(4'-methyl-4-phenylamino-[1,4']bipiperidinyl-1'-yl)-methanone and 4-bromomethyl-benzoic acid methyl ester using a procedure as described for Example 52 of PCT/EP02/03871. MS/ESI 554 $[M+H]^+$. (2,6-Dimethyl-phenyl)-(4'-methyl-4-phenylamino-[1,4']bipiperidinyl-1'-yl)-methanone used as starting material may be prepared using a procedure similar to that described in Example 51a – e of PCT/EP02/03871. MS/ESI 406 $[M+H]^+$

By following the procedure as disclosed in example 22, the compounds of formula X_3

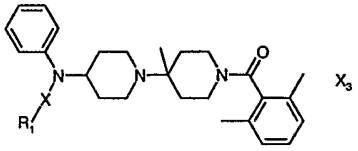

wherein $-X-R_1$ has the significances as indicated in Table 3, may be prepared.

Table 3

Example	$X-R_1$	MS/ESI $(M+H)^+$
23	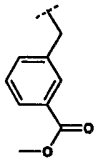	554
24	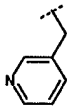	497
25	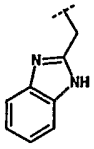	536

26	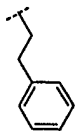	510
27	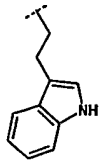	549

Example 28: **4-({[1'-(2,6-Dimethyl-benzoyl)-4'-methyl-[1,4']bipiperidinyl-4-yl]-phenyl-amino}-methyl)-benzoic acid**

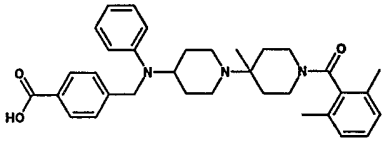

A mixture of 4-({[1'-(2,6-Dimethyl-benzoyl)-4'-methyl-[1,4']bipiperidinyl-4-yl]-phenyl-amino}-methyl)-benzoic acid methyl ester (180 mg, 0.325 mmol), methanol (10 ml), water (3 ml) and LiOH (200 mg, 8.33 mmol) was heated under reflux for 2 h. The pH was adjusted to 1 with 2 N HCl and then to pH 7 with $NaHCO_3$. The mixture was extracted with ethyl acetate and dried with Na_2SO_4. The solvent was evaporated and the residue crystallized from methanol/water to give 4-({[1'-(2,6-Dimethyl-benzoyl)-4'-methyl-[1,4']bipiperidinyl-4-yl]-phenyl-amino}-methyl)-benzoic acid. MS/ESI 540 $[M+H]^+$

Example 29:

By following the procedure as disclosed in Example 28, the compound of formula

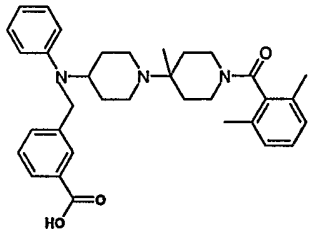

may be prepared. MS/ESI $(M+H)^+$ 540

Example 30: **{4-[(4-Chloro-phenyl)-(2-methyl-thiazol-4-ylmethyl)-amino]-4'-methyl-[1,4']bipiperidinyl-1'-yl}-(2,4-dimethyl-pyridin-3-yl)-methanone**

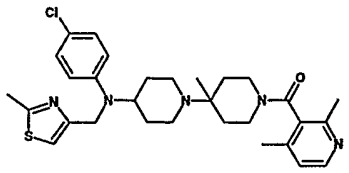

It is prepared from (4-chloro-phenyl)-(4'-methyl-[1,4']bipiperidinyl-4-yl)-(2-methyl-thiazol-4-ylmethyl)-amine and 2,4-dimethyl-nicotinic acid using a procedure as described in Example 1 of PCT/EP02/03871. MS/ESI 552 $[M+H]^+$. (4'-Methyl-[1,4']bipiperidinyl-4-yl)-phenyl-pyridin-3-yl-amine used as starting material can be prepared from 4-chloro-phenylamine, 4-oxo-piperidine-1-carboxylic acid tert-butyl ester and 4-chloromethyl-2-methyl-thiazole using procedures as described in Example 51e, 52, 1b, 1c and 1d of PCT/EP02/03871. MS/ESI 419 $[M+H]^+$

By following the procedure as disclosed in Example 30, and by using the corresponding 4-halogeno-phenylamines, the corresponding 4-chloromethyl-thiazoles and the corresponding carboxylic acids the compounds of formula X_4

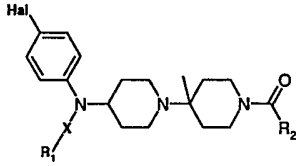

X_4

wherein $X\text{-}R_1$, R_2 and Hal have the significances as indicated in Table 4, may be prepared.

Table 4

Example	$X\text{-}R_1$	R_2	Hal	MS/ESI $(M+H)^+$
31	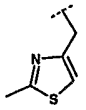	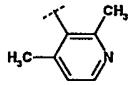	F	536
32	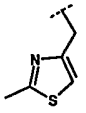	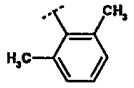	Cl	551
33	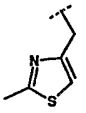	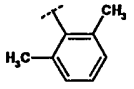	F	535
34	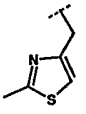	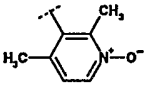	Cl	568

35	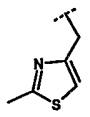	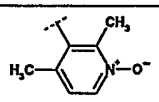	F	552

Example 36: **(2,4-Dimethyl-1-oxy-pyridin-3-yl)-[4'-methyl-4-(phenyl-thiophen-3-ylmethyl-amino)-[1,4']bipiperidinyl-1'-yl]-methanone**

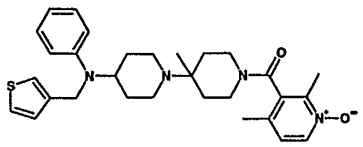

It is prepared from (4'-methyl-[1,4']bipiperidinyl-4-yl)-phenyl-thiophen-3-ylmethyl-amine and 2,4-dimethyl-1-oxy-nicotinic acid using a procedure as described in Example 1 of PCT/EP02/03871. MS/ESI 519 $[M+H]^+$.

(4'-Methyl-[1,4']bipiperidinyl-4-yl)-phenyl-thiophen-3-ylmethyl-amine used as starting material may be prepared as follows:

a) 4-(Benzyl-phenyl-amino)-4'-methyl-[1,4']bipiperidinyl-1'-carboxylic acid tert-butyl ester may be obtained from benzyl-phenyl-piperidin-4-yl-amine and 4-oxo-piperidine-1-carboxylic acid tert-butyl ester using a procedure as in Example 1c of PCT/EP02/03871. MS/ESI 464 $[M+H]^+$

b) 4'-Methyl-4-phenylamino-[1,4']bipiperidinyl-1'-carboxylic acid tert-butyl ester is prepared by heating a mixture of 4-(benzyl-phenyl-amino)-4'-methyl-[1,4']bipiperidinyl-1'-carboxylic acid tert-butyl ester (4.50 g, 9.70 mmol), ammonium formate (2.60 g, 41.3 mmol), $Pd(OH)_2$ (20% on charcoal; 1.0 g) and methanol (100 ml) for 3 h under reflux. The catalyst is filtered off and washed with ethyl acetate. The solution is washed with brine, with Na2SO4 and the solvent evaporated. MS/ESI 374 $[M+H]^+$

c) 4'-Methyl-4-(phenyl-thiophen-3-ylmethyl-amino)-[1,4']bipiperidinyl-1'-carboxylic acid tert-butyl ester may be prepared from 4'-Methyl-4-phenylamino-[1,4']bipiperidinyl-1'-carboxylic acid tert-butyl ester and 3-chloromethyl-thiophene using a procedure similar to that described in Example 52 of PCT/EP02/03871. MS/ESI 470 $[M+H]^+$

d) (4'-Methyl-[1,4']bipiperidinyl-4-yl)-phenyl-thiophen-3-ylmethyl-amine may be prepared from 4'-methyl-4-(phenyl-thiophen-3-ylmethyl-amino)-[1,4']bipiperidinyl-1'-carboxylic acid tert-butyl ester using a procedure similar to that described in Example 1b of PCT/EP02/03871. MS/ESI 406 $[M+H]^+$

By following the procedure as disclosed in Example 36, the compounds of formula X_5

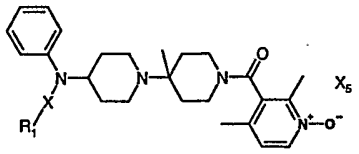

wherein X-R_1 has the significances as indicated in Table 5, may be prepared.

Table 5

Example	X-R_1	MS/ESI $(M+H)^+$
37	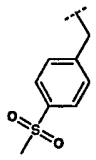	591
38	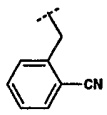	538
39	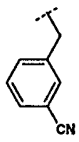	538
40	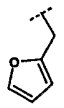	503
41	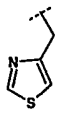	520
42	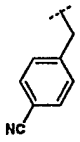	538

Example 43: (2,6-Dimethyl-phenyl)-{4'-methyl-4-[(1-methyl-1H-indol-7-yl)-(2-methyl-thiazol-4-ylmethyl)-amino]-[1,4']bipiperidinyl-1'-yl}-methanone

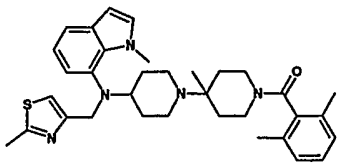

It is prepared from (2,6-dimethyl-phenyl)-[4'-methyl-4-(1-methyl-1H-indol-7-ylamino)-[1,4']bipiperidinyl-1'-yl]-methanone and 4-chloromethyl-2-methyl-thiazole using a procedure as described for Example 52 of PCT/EP02/03871. MS/ESI 570 $[M+H]^+$. (2,6-Dimethyl-phenyl)-[4'-methyl-4-(1-methyl-1H-indol-7-ylamino)-[1,4']bipiperidinyl-1'-yl]-methanone used as starting material may be prepared from 1'-(2,6-dimethyl-benzoyl)-4'-methyl-[1,4']bipiperidinyl-4-one and 1-methyl-1H-indol-7-ylamine using a procedure as described in Example 51e of PCT/EP02/03871. MS/ESI 459 $[M+H]^+$. 1'-(2,6-Dimethyl-benzoyl)-4'-methyl-[1,4']bipiperidinyl-4-one may be prepared using a procedure as described in Example 51a-d of PCT/EP02/03871. MS/ESI 329 $[M+H]^+$.

Example 44: **[4-(Benzo[1,3]dioxol-5-yl-benzyl-amino)-4'-methyl-[1,4']bipiperidinyl-1'-yl]-(2,4-dimethyl-1-oxy-pyridin-3-yl)-methanone**

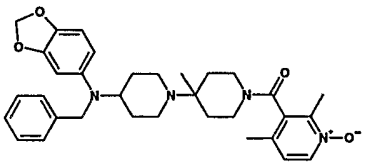

It is prepared from benzo[1,3]dioxol-5-yl-benzyl-(4'-methyl-[1,4']bipiperidinyl-4-yl)-amine and 2,4-dimethyl-1-oxy-nicotinic acid using a procedure as described in Example 1 of PCT/EP02/03871. MS/ESI 557 $[M+H]^+$. Benzo[1,3]dioxol-5-yl-benzyl-(4'-methyl-[1,4']bipiperidinyl-4-yl)-amine used as starting material can be prepared from benzo[1,3]dioxol-5-ylamine, 4-oxo-piperidine-1-carboxylic acid tert-butyl ester and benzyl chloride using procedures as described in Examples 51e, 52, 1b, 1c and 1d of PCT/EP02/03871. MS/ESI 408 $[M+H]^+$

Example 45: **{4-[Benzo[1,3]dioxol-5-yl-(2-methyl-thiazol-4-ylmethyl)-amino]-4'-methyl-[1,4']bipiperidinyl-1'-yl}-(2,4-dimethyl-1-oxy-pyridin-3-yl)-methanone**

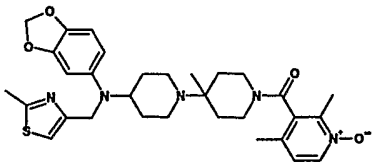

It is prepared from benzo[1,3]dioxol-5-yl-(4'-methyl-[1,4']bipiperidinyl-4-yl)-(2-methyl-thiazol-4-ylmethyl)-amine and 2,4-dimethyl-1-oxy-nicotinic acid using a procedure as described for Example 1 of PCT/EP02/03871. MS/ESI 557 $[M+H]^+$. Benzo[1,3]dioxol-5-yl-(4'-methyl-[1,4']bipiperidinyl-4-yl)-(2-methyl-thiazol-4-ylmethyl)-amine used as starting material can be prepared from benzo[1,3]dioxol-5-ylamine, 4-oxo-piperidine-1-carboxylic acid tert-butyl ester and 4-chloromethyl-2-methyl-thiazole using procedures as described in Examples 51e, 52, 1b, 1c and 1d of PCT/EP02/03871. MS/ESI 429 $[M+H]^+$

Example 46: (4,6-Dimethyl-2-phenyl-pyrimidin-5-yl)-{4'-methyl-4-[(2-methyl-thiazol-4-ylmethyl)-phenyl-amino]-[1,4']bipiperidinyl-1'-yl}-methanone

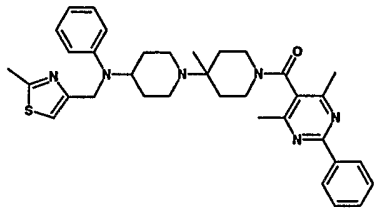

It is prepared from (4'-methyl-[1,4']bipiperidinyl-4-yl)-(2-methyl-thiazol-4-ylmethyl)-phenyl-amine and 4,6-dimethyl-2-phenyl-pyrimidine-5-carboxylic acid using a procedure as described for Example 1 of PCT/EP02/03871. MS/ESI 595 $[M+H]^+$. (4'-Methyl-[1,4']bipiperidinyl-4-yl)-(2-methyl-thiazol-4-ylmethyl)-phenyl-amine used as a starting material may be prepared using procedures described in example 83 of PCT/EP02/03871. MS/ESI 385 $[M+H]^+$

The compounds of formula I in free form or in pharmaceutically acceptable salt form exhibit valuable pharmacological properties, e.g. as CCR5 antagonists, e.g. as indicated in in vitro tests and therefore indicated for therapy.

a) CCR5 membrane binding assay

Human CCR5 is used to generate stable transfectants in CHO K1 cells. Membranes prepared from these CCR5 transfectants are used in a radioligand binding assay using 125-I MIP-1α as a ligand and the compounds of formula I are tested for inhibitory activity. The data are reported as IC_{50}, i.e. the concentration of compound required to achieve 50% inhibition of [I-125]MIP-1α binding. In this assay, compounds of formula I have an $IC_{50} \leq$ 1μM. Compounds of Examples 32 and 39 have an IC_{50} of 0.5 nM, respectively.

b) CCR5 functional assay – Ca^{2+} mobilization

Human CCR5 is used to generate stable transfectants in CHO K1 cells. These CCR5 transfectants are used for assessing Ca^{2+} mobilization in response to stimulation by the CCR5 ligands MIP-1α, MIP-1β, HCC-1(9-74) or RANTES. For the assay the cells are loaded with a Ca^{2+}-sensitive fluorochrome (Fluo3 or Fluo4). Ligand concentrations between 0.01 - 100 nM are used to induce Ca^{2+} mobilization which is monitored in a fluorometer with appropriate settings.

To assess the activity of the compounds to be tested, a baseline fluorescence reading is taken after which the compounds at the desired concentration are added to the cells and fluorescence is further recorded for a certain time to assess whether compounds show agonistic effects. Next the agonist is added to the mixture and fluorescence monitored. The inhibition of Ca^{2+} flux in the presence of the compounds to be tested is calculated from the inhibition of maximal fluorescence induced by the agonist. IC_{50} values are calculated from dose-response curves obtained with the compounds. In this assay, compounds of formula I have an $IC_{50} \leq 1\mu M$. For example, compounds of Examples 12 and 36 have IC_{50} values of 29 nM and 8 nM, respectively.

c) CCR5 functional assay – chemotaxis

CCR5 transfectants are generated in Jurkat T cells or the mouse pre B cell line L1.2. Migration of CCR5 transfectants is tested in transwell tissue chamber inserts system with the CCR5 agonist MIP-1α at concentrations of 1-100 nM. Cells migrated in response to the agonist compared to a buffer control are quantified in a flow cytometer. The compounds to be tested are added to the cells and the agonist compartments. IC_{50} values are calculated from concentration-response curves obtained with the compounds in the presence of MIP-1α. In this assay, compounds of formula I have an $IC_{50} \leq 1\mu M$.

d) Experiments performed in murine animal models show that vessel wall remodeling after experimental injury (e.g. induced by allotransplantation) is significantly inhibited in the absence of functional CCR5.

The compounds of formula I are, therefore, useful in the prevention and/or treatment of diseases or disorders mediated by interactions between chemokine receptors, e.g. CCR5, and their ligands, e.g. in transplantation, such as acute or chronic rejection of organ, tissue or cell allo- or xenografts or delayed graft function, autoimmune diseases, e.g. rheumatoid arthritis, systemic lupus erythematosus, Hashimoto's thyroidis, multiple sclerosis, myasthenia gravis, diabetes type I or II and the disorders associated therewith, vasculitis, pernicious anemia, Sjoegren syndrome, uveitis, psoriasis, alopecia areata and others,

allergic diseases, e.g. allergic asthma, atopic dermatitis, allergic rhinitis/conjunctivitis, allergic contact dermatitis, inflammatory diseases optionally with underlying aberrant reactions, e.g. inflammatory bowel disease, Crohn's disease or ulcerative colitis, intrinsic asthma, inflammatory lung injury, inflammatory liver injury, inflammatory glomerular injury, atherosclerosis, osteoarthritis, irritant contact dermatitis and further eczematous dermatitises, seborrhoeic dermatitis, cutaneous manifestations of immunologically-mediated disorders, inflammatory eye disease, keratoconjunctivitis, myocarditis or hepatitis, ischemia/reperfusion injury, e.g. myocardial infarction, stroke, gut ischemia, renal failure or hemorrhage shock, traumatic shock and others, cancer, e.g. solid tumors or lymphatic cancer such as T cell lymphomas or T cell leukemias, metastasizing or angiogenesis, infectious diseases, e.g. toxic shock (e.g. superantigen induced), septic shock, adult respiratory distress syndrome or viral infections, e.g. AIDS. By transplantation is meant allo- or xeno grafts of e.g. cells, tissues or solid organs, for example pancreatic islets, stem cells, bone marrow, corneal tissue, neuronal tissue, heart, lung, combined heart-lung, kidney, liver, bowel, pabcreas, trachea or oesophagus. Chronic rejection is also named graft vessel diseases.

For the above uses the required dosage will of course vary depending on the mode of administration, the particular condition to be treated and the effect desired. In general, satisfactory results are indicated to be obtained systemically at daily dosages of from about 0.01 to10 mg/kg per body weight. An indicated daily dosage in the larger mammal, e.g. humans, is in the range from about 0.5 mg to about 1000 mg, conveniently administered, for example, in divided doses up to four times a day or in retard form. Suitable unit dosage forms for oral administration comprise from ca. 1 to 500 mg active ingredient.

The compounds of formula I may be administered by any conventional route, in particular enterally, e.g. orally, e.g. in the form of tablets or capsules, or parenterally, e.g. in the form of injectable solutions or suspensions, topically, e.g. in the form of lotions, gels, ointments or creams, or in a nasal or a suppository form. Pharmaceutical compositions comprising a compound of formula I in free form or in pharmaceutically acceptable salt form in association with at least one pharmaceutical acceptable carrier or diluent may be manufactured in conventional manner by mixing with a pharmaceutically acceptable carrier or diluent.

The compounds of formula I may be administered in free form or in pharmaceutically acceptable salt form e.g. as indicated above. Such salts may be prepared in conventional manner and exhibit the same order of activity as the free compounds.

In accordance with the foregoing the present invention further provides:

1.1 A method for preventing or treating disorders or diseases mediated by interactions between chemokine receptors and their ligands, e.g. such as indicated above, in a subject in need of such treatment, which method comprises administering to said subject an effective amount of a compound of formula I or a pharmaceutically acceptable salt thereof;

1.2 A method for preventing or treating acute or chronic transplant rejection or inflammatory or autoimmune diseases, e.g. as indicated above, in a subject in need of such treatment, which method comprises administering to said subject an effective amount of a compound of formula I or a pharmaceutically acceptable salt thereof;

2. A compound of formula I or a pharmaceutically acceptable salt thereof for use as a pharmaceutical, e.g. in any of the methods as indicated under 1.1 or 1.2 above.

3. A pharmaceutical composition, e.g. for use in any of the methods as in 1.1 or 1.2 above comprising a compound of formula I or a pharmaceutically acceptable salt thereof in association with a pharmaceutically acceptable diluent or carrier therefor.

4. A compound of formula I or a pharmaceutically acceptable salt thereof for use in the preparation of a pharmaceutical composition for use in any of the method as in 1.1 or 1.2 above.

5. Use of a compound of formula I or a pharmaceutically acceptable salt thereof for preventing or treating a disorder or disease mediated by interactions between chemokine receptors and their ligands, e.g. such as indicated above.

6. Use of a compound of formula I or a pharmaceutically acceptable salt thereof for preventing or treating acute or chronic transplant rejection or inflammatory or autoimmune diseases, e.g. as indicated above.

7. Use of a compound of formula I or a pharmaceutically acceptable salt thereof for the preparation of a medicament for preventing or treating a disorder or disease mediated by interactions between chemokine receptors and their ligands, e.g. such as indicated above.

8. Use of a compound of formula I or a pharmaceutically acceptable salt thereof for the preparation of a medicament for preventing or treating acute or chronic transplant rejection or inflammatory or autoimmune diseases, e.g. as indicated above.

The compounds of formula I may be administered as the sole active ingredient or in conjunction with, e.g. as an adjuvant to, other drugs e.g. in immunosuppressive or immunomodulating regimens or other anti-inflammatory agents, e.g. for the treatment or prevention of allo- or xenograft acute or chronic rejection or inflammatory or autoimmune disorders, a chemotherapeutic agent or an anti-infective agent, e.g. an anti-viral agent such as e.g. an anti-retroviral agent or an antibiotic. For example, the compounds of formula I may be used in combination with a calcineurin inhibitor, e.g. cyclosporin A, ISA 247 or FK 506; a macrocyclic lactone having immunosuppressive properties, e.g. an mTOR inhibitor, e.g. rapamycin, 40-O-(2-hydroxyethyl)-rapamycin, CCI779 or ABT578; an ascomycin having immunosuppressive properties, e.g. ABT-281, ASM981, etc.; corticosteroids; cathepsin S inhibitors; cyclophosphamide; azathioprine; methotrexate; leflunomide; mizoribine; mycophenolic acid; mycophenolate mofetil; 15-deoxyspergualine or an immunosuppressive homologue, analogue or derivative thereof; a sphingosine-1-phosphate receptor agonist, e.g. FTY720 or Y-36018; monoclonal antibodies to leukocyte receptors, e.g., MHC, CD2, CD3, CD4, CD7, CD8, CD11a/CD18, CD25, CD27, CD28, CD40. CD45, CD58, CD80, CD86, CD137, ICOS, CD150 (SLAM), OX40, 4-1BB or to their ligands, e.g. CD154, or antagonists thereof; other immunomodulatory compounds, e.g. a recombinant binding molecule having at least a portion of the extracellular domain of CTLA4 or a mutant thereof, e.g. an at least extracellular portion of CTLA4 or a mutant thereof joined to a non-CTLA4 protein sequence, e.g. CTLA4Ig (for ex. designated ATCC 68629) or a mutant thereof, e.g. LEA29Y; adhesion molecule inhibitors, e.g. LFA-1 antagonists, ICAM-1 or -3 antagonists, VCAM-4 antagonists or VLA-4 antagonists, e.g. natalizumab (ANTEGREN®); or antichemokine antibodies or antichemokine receptor antibodies or low molecular weight chemokine receptor antagonists, e.g. anti MCP-1 antibodies.

Where the compounds of formula I are administered in conjunction with other immunosuppressive / immunomodulatory, anti-inflammatory or chemotherapeutic therapy, dosages of the co-administered immunosuppressant, immunomodulatory, anti-inflammatory or chemotherapeutic compound will of course vary depending on the type of co-drug employed, e.g. whether it is a steroid or a calcineurin inhibitor, on the specific drug employed, on the condition being treated and so forth. In accordance with the foregoing the present invention provides in a yet further aspect:

5. A method as defined above comprising co-administration, e.g. concomitantly or in sequence, of a therapeutically effective non-toxic amount of a compound of formula I and at least a second drug substance, e.g. an immunosuppressant,

immunomodulatory, anti-inflammatory, anti-infective or chemotherapeutic drug, e.g. as indicated above.

6. A pharmaceutical combination, e.g. a kit, comprising a) a first agent which is a CCR5 antagonist, e.g. a compound of formula I as disclosed herein, in free form or in pharmaceutically acceptable salt form, and b) at least one co-agent, e.g. an immunosuppressant, immunomodulatory, anti-inflammatory, anti-infective or chemotherapeutic drug. The kit may comprise instructions for its administration.

The terms "co-administration" or "combined administration" or the like as utilized herein are meant to encompass administration of the selected therapeutic agents to a single patient, and are intended to include treatment regimens in which the agents are not necessarily administered by the same route of administration or at the same time.

The term "pharmaceutical combination" as used herein means a product that results from the mixing or combining of more than one active ingredient and includes both fixed and non-fixed combinations of the active ingredients. The term "fixed combination" means that the active ingredients, e.g. a compound of formula I and a co-agent, are both administered to a patient simultaneously in the form of a single entity or dosage. The term "non-fixed combination" means that the active ingredients, e.g. a compound of formula I and a co-agent, are both administered to a patient as separate entities either simultaneously, concurrently or sequentially with no specific time limits, wherein such administration provides therapeutically effective levels of the 2 compounds in the body of the patient. The latter also applies to cocktail therapy, e.g. the administration of 3 or more active ingredients.

CLAIMS

1. A compound of formula I

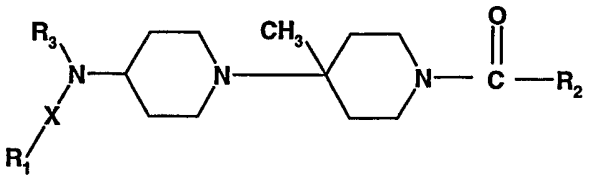

I

wherein

1) R_2 is a residue of formula

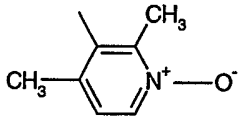

and

a) R_1 is thienyl, furyl, thiazolyl or 2-methyl-thiazolyl,

X is $-CH_2-$, and

R_3 is benzo[1,3]dioxol-yl or phenyl optionally monosubstituted by halogen,

or

b) R_1 is phenyl substituted by $-SO_2CH_3$ or CN

X is $-CH_2-$, and

R_3 is phenyl

or

c) R_1 is phenyl

X is a direct bond, and

R_3 is pyridyl,

or

2) R_2 is a residue of formula

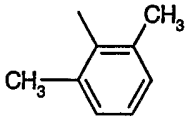

and

a) R_1 is pyridyl, phenyl optionally substituted by carboxy or C_{1-4}alkoxycarbonyl, 2-methylthiazolyl, indolyl or benzimidazol-2-yl,

X_1 is $-CH_2-$ or $-CH_2-CH_2-$, and

R_3 is phenyl optionally substituted by Hal,

or

b) R_1 is phenyl

X is a direct bond

R_3 is pyridyl,

or

c) R_1 is 2-methyl-thiazolyl,

X is $-CH_2-$, and

R_3 is 1-methyl-indolyl

or

3) R_2 is a residue of formula

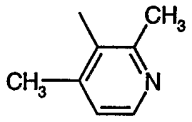

and

a) R_1 is 2-methyl-thiazolyl

X is $-CH_2-$, and

R_3 is phenyl substituted by halogen

or

b) R_1 is pyridyl

X is a direct bond, and

R_3 is phenyl

or

4) R_2 is a residue of formula

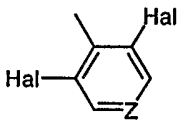 or 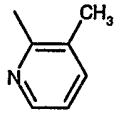 or 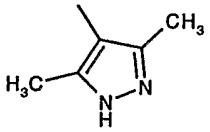

wherein

Hal is F or Cl,

Z is –C= or -N=

and

a) R_1 is phenyl, X is a direct bond and R_3 is pyridyl

or

b) R_1 is pyridyl, X is a direct bond and R_3 is phenyl

or

5) R_2 is a residue of formula

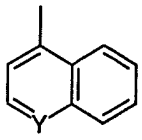

wherein Y is –C= or –N=

and

R_1 is pyridyl, X is a direct bond and R_3 is phenyl,

or

6) R_2 is a residue of formula

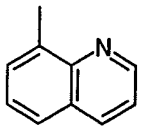

X is a direct bond and one of R_1 and R_3 is phenyl and the other is pyridyl,

or

7) R_2 is a residue of formula

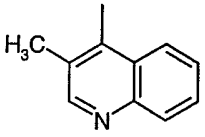

or

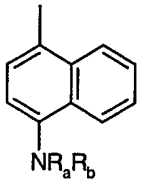

wherein each of R_a and R_b, independently, is H, CH_3 or C_2H_5, R_1 and R_3 are phenyl, and X is a direct bond

or

8) R_2 is a residue of formula

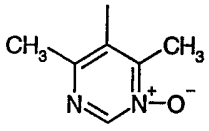

or

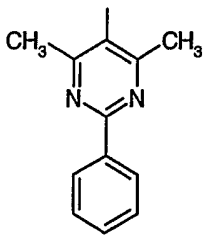

R_1 is pyridyl, X is a direct bond and R_3 is phenyl,

or

9) R_2 is indol-4-yl, R_1 is pyridyl, X is a direct bond and R_3 is phenyl,

in free form or in salt form.

2. A process for the preparation of a compound of formula I as defined in claim 1 which process comprises

a) amidating a compound of formula II

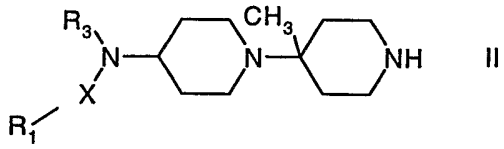

II

wherein R_1, R_3 and X are as defined in claim 1

with a compound of formula III

$$R_2\text{-CO-A} \qquad \text{III}$$

wherein R_2 is as defined in claim 1, A is a leaving group, e.g. Cl or Br; or

b) reacting a compound of formula IV

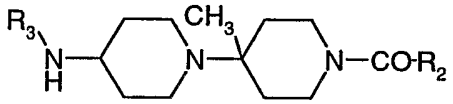

IV

wherein R_2 and R_3 are as defined in claim 1, with a compound of formula V

$$R_1\text{—X —Hal} \qquad \text{V}$$

wherein R_1 and X are as defined above;

and, where required, converting the resulting compound of formula I obtained in free form into the desired salt form, or vice versa.

3. A compound of formula I as defined in claim 1 or a pharmaceutically acceptable salt thereof for use as a pharmaceutical.

4. A pharmaceutical composition comprising a compound of formula I as defined in claim 1 or a pharmaceutically acceptable salt thereof in association with a pharmaceutically acceptable diluent or carrier therefor.

5. Use of a compound of formula I as defined in claim 1 or a pharmaceutically acceptable salt thereof for the preparation of a medicament for preventing or treating a disorder or disease mediated by interactions between chemokine receptors and their ligands.

6. A pharmaceutical combination comprising a) a first agent which is a compound of formula I as defined in claim 1, in free form or in pharmaceutically acceptable salt form, and b) at least one co-agent.

7. A method for preventing or treating disorders or diseases mediated by interactions between chemokine receptors and their ligands in a subject in need of such treatment, which method comprises administering to said subject an effective amount of a compound of formula I as defined in claim 1 or a pharmaceutically acceptable salt thereof.

8. A method as defined in claim 7, comprising co-administration of a therapeutically effective non-toxic amount of a compound of formula I as defined in claim 1 and at least a second drug substance.

INTERNATIONAL SEARCH REPORT

International Application No
PCT/EP 03/11035

A. CLASSIFICATION OF SUBJECT MATTER
IPC 7 C07D401/14 C07D211/58 A61K31/4545

According to International Patent Classification (IPC) or to both national classification and IPC

B. FIELDS SEARCHED

Minimum documentation searched (classification system followed by classification symbols)
IPC 7 C07D A61K

Documentation searched other than minimum documentation to the extent that such documents are included in the fields searched

Electronic data base consulted during the international search (name of data base and, where practical, search terms used)
EPO-Internal, CHEM ABS Data, WPI Data

C. DOCUMENTS CONSIDERED TO BE RELEVANT

Category °	Citation of document, with indication, where appropriate, of the relevant passages	Relevant to claim No.
X	WO 00/66559 A (MCCOMBIE STUART W ; CLADER JOHN W (US); SCHERING CORP (US); JOSIEN HUB) 9 November 2000 (2000-11-09) page 2, line 25 - page 4, line 21; claim 1; example 11	1-8

-/--

[X] Further documents are listed in the continuation of box C.

[X] Patent family members are listed in annex.

° Special categories of cited documents :

"A" document defining the general state of the art which is not considered to be of particular relevance

"E" earlier document but published on or after the international filing date

"L" document which may throw doubts on priority claim(s) or which is cited to establish the publication date of another citation or other special reason (as specified)

"O" document referring to an oral disclosure, use, exhibition or other means

"P" document published prior to the international filing date but later than the priority date claimed

"T" later document published after the international filing date or priority date and not in conflict with the application but cited to understand the principle or theory underlying the invention

"X" document of particular relevance; the claimed invention cannot be considered novel or cannot be considered to involve an inventive step when the document is taken alone

"Y" document of particular relevance; the claimed invention cannot be considered to involve an inventive step when the document is combined with one or more other such documents, such combination being obvious to a person skilled in the art.

"&" document member of the same patent family

Date of the actual completion of the international search	Date of mailing of the international search report
22 January 2004	30/01/2004

Name and mailing address of the ISA	Authorized officer
European Patent Office, P.B. 5818 Patentlaan 2 NL - 2280 HV Rijswijk Tel. (+31-70) 340-2040, Tx. 31 651 epo nl, Fax: (+31-70) 340-3016	Usuelli, A

INTERNATIONAL SEARCH REPORT

International Application No
PCT/EP 03/11035

C.(Continuation) DOCUMENTS CONSIDERED TO BE RELEVANT

Category °	Citation of document, with indication,where appropriate, of the relevant passages	Relevant to claim No.
A	PALANI A ET AL: "Discovery of 4-'(Z)-(4-Bromophenyl)-(ethoxyimino)methyl !-1'-'(2,4-dim ethyl-3-pyridinyl)carbonyl!-4'-methyl-1,4' -bipiperidine N-Oxide (SCH 351125): An Orally Bioavailable Human CCR5 Antagonist for the Treatment of HIV Infection" JOURNAL OF MEDICINAL CHEMISTRY, AMERICAN CHEMICAL SOCIETY. WASHINGTON, US, vol. 44, no. 21, 11 October 2001 (2001-10-11), pages 3339-3342, XP002220286 ISSN: 0022-2623 figure 1; table 1	1-7
X,P	WO 02/081449 A (NOVARTIS ERFIND VERWALT GMBH ; ALBERT RAINER (CH); NOVARTIS AG (CH); S) 17 October 2002 (2002-10-17) page 1, line 1 - page 2, line 23; claim 1; examples 39,40,52-55,74 page 25, line 1 - page 26, line 2	1-7
X,P	WO 03/020716 A (SCHERING CORP) 13 March 2003 (2003-03-13) page 3, line 1 - page 6, line 4; claim 1	1-7

INTERNATIONAL SEARCH REPORT

International application No.
PCT/EP 03/11035

Box I Observations where certain claims were found unsearchable (Continuation of item 1 of first sheet)

This International Search Report has not been established in respect of certain claims under Article 17(2)(a) for the following reasons:

1. [X] Claims Nos.:
because they relate to subject matter not required to be searched by this Authority, namely:

Although claims 7 and 8 are directed to a method of treatment of the human/animal body, the search has been carried out and based on the alleged effects of the compound/composition.

2. [ ] Claims Nos.:
because they relate to parts of the International Application that do not comply with the prescribed requirements to such an extent that no meaningful International Search can be carried out, specifically:

3. [ ] Claims Nos.:
because they are dependent claims and are not drafted in accordance with the second and third sentences of Rule 6.4(a).

Box II Observations where unity of invention is lacking (Continuation of item 2 of first sheet)

This International Searching Authority found multiple inventions in this international application, as follows:

1. [ ] As all required additional search fees were timely paid by the applicant, this International Search Report covers all searchable claims.

2. [ ] As all searchable claims could be searched without effort justifying an additional fee, this Authority did not invite payment of any additional fee.

3. [ ] As only some of the required additional search fees were timely paid by the applicant, this International Search Report covers only those claims for which fees were paid, specifically claims Nos.:

4. [ ] No required additional search fees were timely paid by the applicant. Consequently, this International Search Report is restricted to the invention first mentioned in the claims; it is covered by claims Nos.:

Remark on Protest

[ ] The additional search fees were accompanied by the applicant's protest.

[ ] No protest accompanied the payment of additional search fees.

INTERNATIONAL SEARCH REPORT

Information on patent family members

International Application No
PCT/EP 03/11035

Patent document cited in search report		Publication date	Patent family member(s)		Publication date
WO 0066559	A	09-11-2000	AU	4501000 A	17-11-2000
			BR	0010607 A	13-02-2002
			CA	2371587 A1	09-11-2000
			CN	1349504 T	15-05-2002
			CZ	20013941 A3	17-04-2002
			EP	1175402 A1	30-01-2002
			HU	0203528 A2	28-02-2003
			JP	2002543186 T	17-12-2002
			NO	20015365 A	03-01-2002
			PL	351412 A1	22-04-2003
			SK	15672001 A3	04-06-2002
			TR	200103213 T2	21-03-2002
			WO	0066559 A1	09-11-2000
			ZA	200108867 A	27-01-2003
WO 02081449	A	17-10-2002	CA	2439241 A1	17-10-2002
			CZ	20032723 A3	17-12-2003
			WO	02081449 A1	17-10-2002
			EP	1379504 A1	14-01-2004
			NO	20034324 A	26-09-2003
WO 03020716	A	13-03-2003	WO	03020716 A1	13-03-2003