

(19) World Intellectual Property Organization
International Bureau



(43) International Publication Date
10 October 2002 (10.10.2002)

PCT

(10) International Publication Number
WO 02/079287 A1

(51) International Patent Classification⁷: **C08F 232/08**,
G03F 7/039, 7/004

(21) International Application Number: PCT/US02/09799

(22) International Filing Date: 27 March 2002 (27.03.2002)

(25) Filing Language: English

(26) Publication Language: English

(30) Priority Data:
60/280,269 30 March 2001 (30.03.2001) US

(71) Applicant (for all designated States except US): **E. I. DU PONT DE NEMOURS AND COMPANY** [US/US]; 1007 Market Street, Wilmington, DE 19898 (US).

(72) Inventors; and

(75) Inventors/Applicants (for US only): **FEIRING, Andrew, E.** [US/US]; 7 Buckridge Drive, Wilmington, DE 19807 (US). **SCHADT, Frank, L., III** [US/US]; 2407 Delaware Avenue, Wilmington, DE 19806 (US).

(74) Agent: **SINNOTT, Jessica, M.**; E. I. Du Pont De Nemours And Company, Legal Patent Records Center, 4417 Lancaster Pike, Wilmington, DE 19805 (US).

(81) Designated States (*national*): AE, AG, AL, AM, AT, AU, AZ, BA, BB, BG, BR, BY, BZ, CA, CH, CN, CO, CR, CU, CZ, DE, DK, DM, DZ, EC, EE, ES, FI, GB, GD, GE, GH, GM, HR, HU, ID, IL, IN, IS, JP, KE, KG, KP, KR, KZ, LC, LK, LR, LS, LT, LU, LV, MA, MD, MG, MK, MN, MW, MX, MZ, NO, NZ, OM, PH, PL, PT, RO, RU, SD, SE, SG, SI, SK, SL, TJ, TM, TN, TR, TT, TZ, UA, UG, US, UZ, VN, YU, ZA, ZM, ZW.

(84) Designated States (*regional*): ARIPO patent (GH, GM, KE, LS, MW, MZ, SD, SL, SZ, TZ, UG, ZM, ZW), Eurasian patent (AM, AZ, BY, KG, KZ, MD, RU, TJ, TM), European patent (AT, BE, CH, CY, DE, DK, ES, FI, FR, GB, GR, IE, IT, LU, MC, NL, PT, SE, TR), OAPI patent (BF, BJ, CF, CG, CI, CM, GA, GN, GQ, GW, ML, MR, NE, SN, TD, TG).

Published:

- with international search report
- before the expiration of the time limit for amending the claims and to be republished in the event of receipt of amendments
- entirely in electronic form (except for this front page) and available upon request from the International Bureau

For two-letter codes and other abbreviations, refer to the "Guidance Notes on Codes and Abbreviations" appearing at the beginning of each regular issue of the PCT Gazette.

(54) Title: POLYCYCLIC FLUORINE-CONTAINING POLYMERS AND PHOTORESISTS FOR MICROLITHOGRAPHY

(57) Abstract: Polycyclic fluorine-containing polymers and photoresists and associated processes for microlithography in the extreme, far, and near UV are disclosed. The polycyclic fluorine-containing polymer is derived from a repeat unit comprising the polycyclic reaction product of norbornadiene and a fluorolefin. The polymer may also contain a repeat unit derived from one or more additional monomers such as a fluorolefin, specifically tetrafluoroethylene, a fluoroalcohol, or an acrylate.



WO 02/079287 A1

TITLEPOLYCYCLIC FLUORINE-CONTAINING POLYMERS AND
PHOTORESISTS FOR MICROLITHOGRAPHY

Related Application

5 Provisional application Serial No. 60/280,269 is herein incorporated
by reference in its entirety.

BACKGROUND OF THE INVENTION

1. Field of the Invention

10 The present invention pertains to photoimaging and, in particular,
the use of photoresists (positive-working and/or negative-working) for
imaging in the production of semiconductor devices. The present
invention also pertains to novel fluorine-containing polymer compositions
which are useful as base resins in resists and potentially in many other
applications.

15 2. Description of Related Art

 Polymer products are used as components of imaging and
photosensitive systems and particularly in photoimaging systems such as
those described in Introduction to Microlithography, Second Edition by L.
F. Thompson, C. G. Willson, and M. J. Bowden, American Chemical
20 Society, Washington, DC, 1994. In such systems, ultraviolet (UV) light or
other electromagnetic radiation impinges on a material containing a
photoactive component to induce a physical or chemical change in that
material. A useful or latent image is thereby produced which can be
processed into a useful image for semiconductor device fabrication.

25 Although the polymer product itself may be photoactive, generally a
photosensitive composition contains one or more photoactive components
in addition to the polymer product. Upon exposure to electromagnetic
radiation (e.g., UV light), the photoactive component acts to change the
rheological state, solubility, surface characteristics, refractive index, color,
30 electromagnetic characteristics or other such physical or chemical
characteristics of the photosensitive composition as described in the
Thompson et al. publication supra.

 For imaging very fine features at the submicron level in
semiconductor devices, electromagnetic radiation in the far or extreme
35 ultraviolet (UV) is needed. Positive working resists generally are utilized
for semiconductor manufacture. Lithography in the UV at 365 nm (I-line)
using novolak polymers and diazonaphthoquinones as dissolution

inhibitors is a currently established chip technology having a resolution limit of about 0.35-0.30 micron. Lithography in the far UV at 248 nm using p-hydroxystyrene polymers is known and has a resolution limit of 0.35-0.18 nm. There is strong impetus for future photolithography at even shorter wavelengths, due to a decreasing lower resolution limit with decreasing wavelength (i.e., a resolution limit of 0.18-0.12 micron for 193 nm imaging). Photolithography using 193 nm exposure wavelength (obtained from an argon fluorine (ArF) excimer laser) is a leading candidate for future microelectronics fabrication using 0.18 and 0.13 μm design rules. Photolithography using 157 nm exposure wavelength (obtained using an F_2 laser source) may be used for future microelectronics fabrication using 0.100 μm or less design rules. The opacity of traditional near UV and far UV organic photoresists at 193 nm and shorter wavelengths precludes their use in single-layer schemes at these wavelengths.

Some resist compositions suitable for imaging at 193 nm are known. For example, photoresist compositions comprising cycloolefin-maleic anhydride alternating copolymers have been shown to be useful for imaging of semiconductors at 193 nm (see F. M. Houlihan et al, *Macromolecules*, 30, pages 6517-6534 (1997); T. Wallow et al., *SPIE*, Vol. 2724, pages 355-364; and F. M. Houlihan et al., *Journal of Photopolymer Science and Technology*, 10, No. 3, pages 511-520 (1997)). Several publications are focused on 193 nm resists (i.e., U. Okoroanyanwu et al, *SPIE*, Vol. 3049, pages 92-103; R. Allen et al., *SPIE*, Vol. 2724, pages 334-343; and *Semiconductor International*, Sept. 1997, pages 74-80). Compositions comprising addition polymers and/or ROMP (ring-opening metathesis polymerization) of functionalized norbornenes have been disclosed (e.g., PCT WO 97/33198 (9/12/97) to B. F. Goodrich). Homopolymers and maleic anhydride copolymers of norbornadiene and their use in 193 nm lithography have been disclosed (J. Niu and J. Frechet, *Angew. Chem. Int. Ed.*, 37, No. 5, (1998), pages 667-670).

Copolymers of fluoroolefin monomers and certain cyclic unsaturated monomers are described in U.S. Patents 5,177,166 and 5,229,473 which do not disclose the use of these copolymers in any photosensitive compositions.

Homopolymers and copolymers of certain monomers that possess properties of being both cyclic and fluorine-containing are described as well as their application as components in photodefinable fluorine-containing polymer films, see Japanese Kokai No Hei 9(1997)-43856.

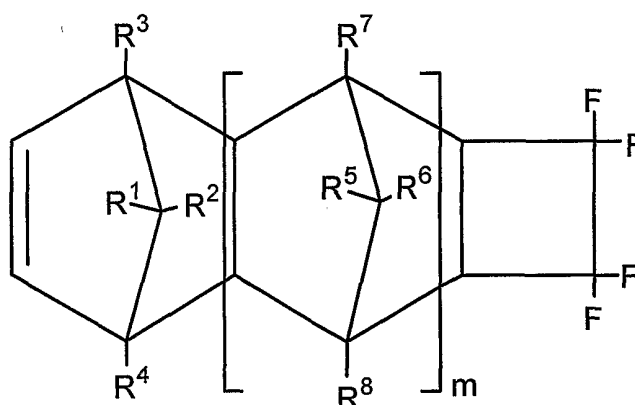
5 There is no teaching in this reference of homopolymers or copolymers comprised of polycyclic comonomers as photoresist components. Furthermore, there is no teaching that the compositions disclosed in this Japanese Kokai could be used in photoresists with imaging effected at far UV wavelengths of less than 180 nm.

10 U.S. Patent 5,655,627 discloses a process for generating a negative tone resist image by coating a silicon wafer with a copolymer resist solution of pentafluoropropyl methacrylate-t-butyl methacrylate in a solvent, and then exposing at 193 nm and developing with a carbon dioxide critical fluid.

15 There is a need for resist compositions for use at 193 nm or lower wavelengths, and particularly at 157 nm, that have not only high transparency at these short wavelengths but also other suitable key properties, including good plasma etch resistance and adhesive properties.

20 SUMMARY OF THE INVENTION

This invention relates to a fluorine-containing polymer comprising a repeat unit derived from at least one ethylenically unsaturated polycyclic compound of structure 1:



25

1

wherein:

30 R¹ to R⁸ are the same or different and each represents a hydrogen atom, a halogen atom, a carboxyl group, a hydrocarbon group of

1 to 20 carbon atoms or a substituted hydrocarbon group of 1 to 20 carbon atoms and at least one oxygen, sulfur or nitrogen atom; and m is 0, 1, or 2.

In a further embodiment the invention relates to a polymer comprising the polymerization product of a bicyclo-[2.2.1]hepta-1,5-diene and a fluorolefin, preferably tetrafluoroethylene and chlorotrifluoroethylene.

In a still further embodiment, the invention relates to a photoresist composition comprising the fluorine-containing polymer of structure 1 and a photoactive component.

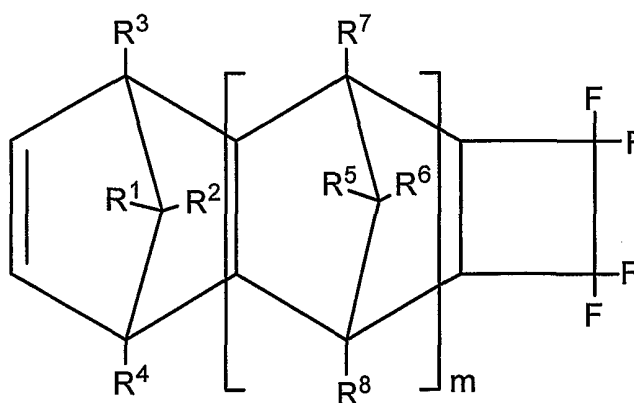
In yet a further embodiment, the invention relates to a process for preparing a photoresist image on a substrate using the photoresist composition of this invention.

In a still further embodiment, the invention relates to an article of manufacture in which a substrate is coated with the photoresist composition.

DETAILED DESCRIPTION OF THE PREFERRED EMBODIMENT(S)

Fluorine Containing Polymer:

The fluorine-containing polymer comprises a repeat unit derived from at least one ethylenically unsaturated polycyclic compound of structure 1:



25

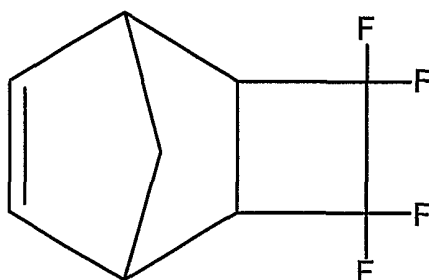
1

wherein:

R¹ to R⁸ are the same or different and each represents a hydrogen atom, a halogen atom, a carboxyl group, a hydrocarbon group of 1 to about 20 carbon atoms or a heteroatom substituted hydrocarbon group of

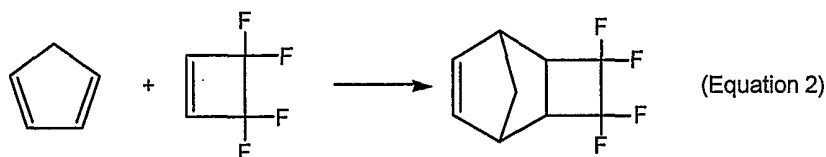
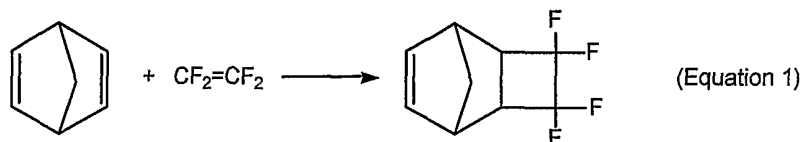
1 to 20 carbon atoms and one or more heteroatoms. The value of m is 0, 1, or 2. The hydrocarbon group can be straight chain or branched chain, paraffinic or olefinic, alicyclic or aromatic. Suitable heteroatoms include oxygen, nitrogen or sulfur. An example of a hydrocarbon group containing oxygen as a heteroatom is an alkyl carboxylate group containing from 1 to about 20 carbon atoms, preferably from 3 to about 14 carbon atoms, or an alkoxy group containing from 1 to about 20 carbon atoms. When the hydrocarbon group is an alkyl carboxylate group, it can be a secondary or tertiary alkyl carboxylate group which is preferred because such alkyl carboxylates cleave more readily than the primary alkyl carboxylate groups. It can be useful to limit the extent of aromatic substituents for transparency at the lower wavelenghts. Typically, the polymer is free of aromatic groups.

A representative, and preferred, ethylenically unsaturated polycyclic compound is 3,3,4,4-tetrafluorotricyclo[4.2.1.0^{2,5}]non-7-ene (NB-TFE) and which has the following structural formula:



NB-TFE

The ethylenically unsaturated polycyclic compounds of structure 1 may be prepared by processes known in the art. In one process, norbornadiene or appropriately chosen derivative is reacted with a fluorolefin as disclosed by Brasen (US Patent 2,928,865 (1960)) and illustrated by equation 1 (below). In an alternative process, cyclopentadiene or appropriately chosen derivatives may be reacted with 3,3,4,4-tetrafluorocyclobutene as disclosed by Shozda and Putnam (*Journal of Organic Chemistry*, volume 27, pages 1557-1561 (1962)) and illustrated by equation 2 (below).



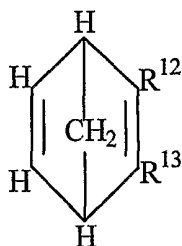
In the compound of structure 1 the presence of at least one polycyclic comonomer (i.e., a comonomer comprising at least two rings, e.g., norbornene) is important for three main reasons: 1) polycyclic monomers have relatively high carbon to hydrogen ratios (C:H), which results in base polymers comprised of repeat units of these polycyclic monomers generally having good plasma etch resistance; 2) polymers having repeat units derived from polycyclic monomers, which preferably can be fully saturated upon polymerization, generally have good transparency characteristics; and 3) polymers prepared from polycyclic monomers usually have relatively high glass transition temperatures for improved dimensional stability during processing. A polymer comprised of repeat units derived from polycyclic comonomers, having high C:H ratios, has a relatively low Ohnishi number (O.N.), where:

$$\text{O. N.} = N / (N_c - N_o)$$

with N being the number of atoms in the repeat unit of the polymer, N_c being the number of carbon atoms in the repeat unit of the polymer, and N_o being the number of oxygen atoms in the repeat unit of the polymer. There is an empirical law discovered by Ohnishi et al. (*J. Electrochem. Soc., Solid-State Sci. Technol.*, 130, 143 (1983) which states that the reactive ion etch (RIE) rate of polymers is a linear function of the Ohnishi number (O.N.). As one example, poly(norbornene) has formula $(C_7H_{10})_n$ and the $\text{O.N.} = 17/7 = 2.42$. Polymers comprised predominantly of carbon and hydrogen having polycyclic moieties and relatively little functionality containing oxygen will have relatively low O.N.s and will, according to the empirical law of Ohnishi, have corresponding low (in an approximate linear manner) RIE rates.

A suitable polycyclic compound that may be used to form the compound of structure 1 is a bicyclo-[2.2.1]hepta-2,5-diene such as the

kind described in U.S. Patent No. 2,928,865 which is incorporated herein by reference. Preferred cyclic compounds that can be used are bicyclo-[2.2.1]hepta-2,5-dienes having the structure



5

where R^{12} and R^{13} are hydrogen, alkyl groups of not more than 6 carbons or carboxyl groups or groups hydrolyzable thereto. Examples of hydrolyzable R^1 and R^2 groups are cyano, ethoxycarbonyl and dimethylcarbonyl.

10

Suitable fluorolefins that may be used to form the compound of structure 1 are described in U.S. Patent No. 2,928,865 which is incorporated herein by reference.

15

For example, more generally, a fluorolefin containing at least one ethylenically unsaturated compound which contains at least one fluorine atom covalently attached to the ethylenically unsaturated carbon atom can be used. The fluorolefin can comprise 2 to about 20 carbon atoms and, preferably, the olefinic unsaturation is in a terminal position. In one embodiment, the terminal carbon of the olefinic linkage is bonded to at least one fluorine atom and the remaining carbon atom of the olefinic linkage is singly bonded on the one hand to a hydrogen atom, fluorine, chlorine or bromine atom, or omega-hydroperfluoroalkyl group of no more than about 10 carbon atoms, or a perfluoroalkyl group of no more than about 10 carbon atoms and on the other hand is singly bonded to

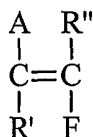
20

25

hydrogen atom, a fluorine, chlorine or bromine atom, an alkyl group, an omega hydroperfluoroalkyl group, a perfluoroalkyl group or a haloalkyl group containing at least one fluorine, chlorine or bromine atom and the alkyl, fluoroalkyl or haloalkyl groups contain from 1 to about 10 carbon atoms.

30

The fluorolefin, more specifically, can have the structure:



wherein A is a fluorine, chlorine or bromine atom, an omega-
 hydroperfluoroalkyl group of 1 to about 10 carbon atoms, or a
 5 perfluoroalkyl group of 1 to about 10 carbon atoms or a perfluoroalkoxyl
 group of 1 to about 10 carbon atoms; R' and R'' are each the same or
 different A, hydrogen, an alkyl group of 1 to about 10 carbon atoms or a
 haloalkyl group containing at least one fluorine, chlorine, or bromine atom
 and 1 to 10 carbon atoms or R' and R'', taken together form a ring
 10 structure.

Specific examples of fluoroolefins include, but are not limited to,
 tetrafluoroethylene, hexafluoropropylene, chlorotrifluoroethylene,
 vinylidene fluoride, vinyl fluoride, perfluoro-(2,2-dimethyl-1,3-dioxole),
 perfluoro-(2-methylene-4-methyl-1,3-dioxolane), $\text{CF}_2=\text{O}(\text{CF}_2)_t\text{CF}=\text{CF}_2$,
 15 where t is 1 or 2, and $\text{R}_f\text{OCF}_2=\text{CF}_2$ wherein R_f is a saturated fluoroalkyl
 group of from 1 to about ten carbon atoms. A preferred fluoroolefin is
 tetrafluoroethylene.

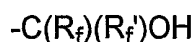
The compound of structure 1 has been found to form a polymer by
 polymerization processes. As is well known to those skilled in the polymer
 20 art, an ethylenically unsaturated compound undergoes free radical
 polymerization to afford a polymer having a repeat unit that is derived from
 the ethylenically unsaturated compound. Free radical polymerization
 processes may be employed to prepare polymers derived from structure 1
 which may optionally contain at least one other monomer which is known
 25 to undergo free radical polymerization. Thus, for example, free radical
 polymerization may be employed to prepare polymers comprising
 structure 1 and an additional repeat unit derived from a least one
 ethylenically unsaturated compound which contains at least one fluorine
 atom covalently attached to an ethylenically unsaturated carbon atom. A
 30 fluorine-containing copolymer, containing only repeat units derived from all
 cyclic comonomers and totally lacking a repeat unit derived from a
 comonomer that has one or more fluorine atom(s) attached to an
 ethylenically unsaturated carbon atom(s) can be prepared by vinyl-
 addition polymerization and ring-opening metathesis polymerization

(ROMP). Vinyl-addition polymerization using nickel and palladium catalysts is disclosed in the following references: 1) Okoroanyanwu U.; Shimokawa, T.; Byers, J. D.; Willson, C. G. *J. Mol. Catal. A: Chemical* 1998, 133, 93; 2) PCT WO 97/33198 (9/12/97) assigned to B.F. Goodrich;
 5 3) Reinmuth, A.; Mathew, J. P.; Melia, J.; Risse, W. *Macromol. Rapid Commun.* 1996, 17, 173; and 4) Breunig, S.; Risse, W. *Makromol. Chem.* 1992, 193, 2915. Ring-opening metathesis polymerization is disclosed in references 1) and 2) supra using ruthenium and iridium catalysts; and also in 5) Schwab, P.; Grubbs, R. H.; Ziller, J. W. *J. Am. Chem. Soc.*
 10 1996, 118, 100; and 6) Schwab, P.; France, M. B.; Ziller, J. W.; Grubbs, R. H. *Angew. Chem. Int. Ed. Engl.* 1995, 34, 2039.

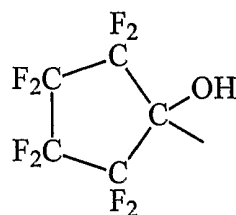
Preferably, the polymerization reaction is carried out to form a macromolecule of greater than two repeat units. Preferably, the polymer of this invention has a molecular weight (Mn) of greater than 2,000,
 15 preferably greater than 4,000.

The polymer derived from a compound of structure 1 may further comprise a repeat unit derived from a fluorolefin. Suitable fluorolefins include those described above for use in making the compound of structure 1. When the fluorolefin is tetrafluoroethylene, the resulting
 20 polymer, when employed in a photoresist composition, can have a high glass transition temperature and low absorbance at 157 nm.

The polymer of this invention may further comprise a fluoroalcohol group. The fluoroalcohol group can be derived from at least one ethylenically unsaturated compound containing a fluoroalcohol group
 25 having the structure:

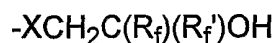


wherein R_f and R'_f are the same or different fluoroalkyl groups of from 1 to
 30 about 10 carbon atoms or taken together are $(\text{CF}_2)_n$ wherein n is 2 to 10. These fluoroalkyl groups are designated as R_f and R'_f , which can be partially fluorinated alkyl groups or fully fluorinated alkyl groups (i.e., perfluoroalkyl groups). Broadly, R_f and R'_f are the same or different fluoroalkyl groups of from 1 to about 10 carbon atoms or taken together
 35 are $(\text{CF}_2)_n$ wherein n is 2 to 10. In the last sentence, the terms "taken together" indicate that R_f and R'_f are not separate, discrete fluorinated alkyl groups, but that together they form a ring structure such as is illustrated below in case of a 5-membered ring:



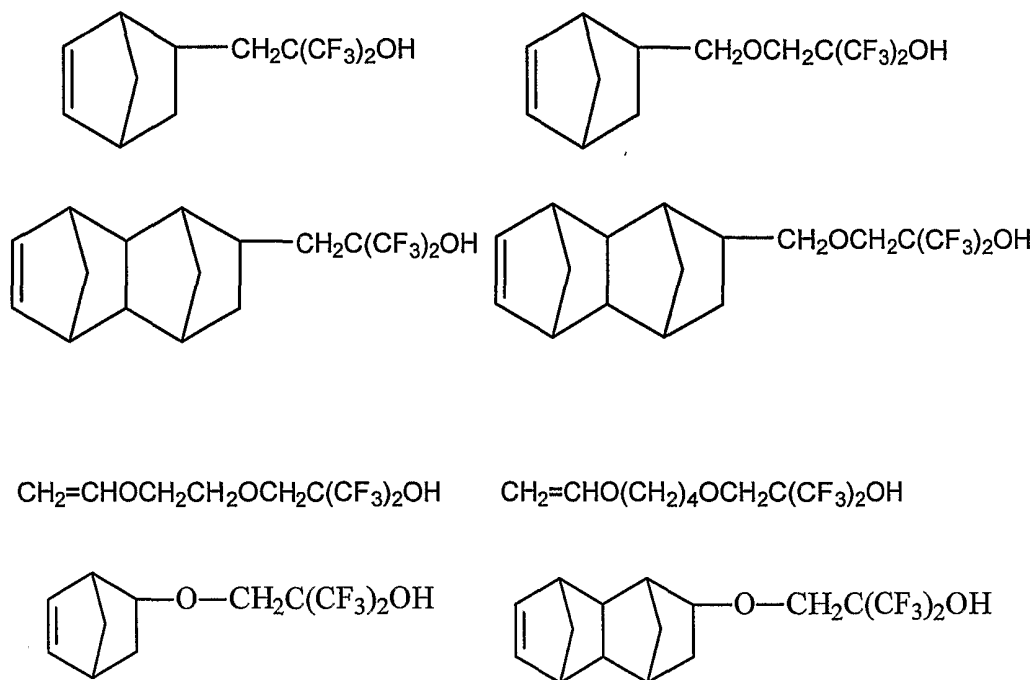
R_f and R_f' can be partially fluorinated alkyl groups without limit
 5 according to the invention except that there must be a sufficient degree of
 fluorination present to impart acidity to the hydroxyl (-OH) of the
 fluoroalcohol functional group, such that the hydroxyl proton is
 substantially removed in basic media, such as in aqueous sodium
 hydroxide solution or tetraalkylammonium hydroxide solution. In preferred
 10 cases according to the invention, there will be sufficient fluorine
 substitution present in the fluorinated alkyl groups of the fluoroalcohol
 functional group such that the hydroxyl group will have a pKa value as
 follows: 5 < pKa < 11. Preferably, R_f and R_f' are independently
 perfluoroalkyl group of 1 to 5 carbon atoms, and, most preferably, R_f and
 15 R_f' are both trifluoromethyl (CF₃).

When the fluorine-containing polymer of this invention comprises a
 fluoroalcohol, the fluoroalcohol group may have the structure:



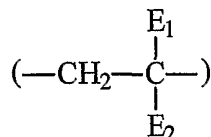
20 wherein R_f and R_f' are as described above, X is an element from Group
 VA and VIA of the Periodic Table of the Elements (CAS Version), for
 example, oxygen, sulfur, nitrogen and phosphorous. Oxygen is the
 preferred X group.

25 Some illustrative, but nonlimiting, examples of representative
 comonomers containing a fluoroalcohol functional group and within the
 scope of the invention are presented below:



5

The polymer can further comprise at least one acid-containing monomer of structural unit:



10

in which E₁ is H or C₁-C₁₂ alkyl; E₂ is CO₂E₃, SO₃E, or other acidic group; and E and E₃ are H or C₁-C₁₂ alkyl, which is unsubstituted or heteroatom substituted. Suitable heteroatoms are oxygen, nitrogen, sulfur, halogen or phosphorus atoms. When the heteroatom is oxygen the substituent may contain a hydroxyl-group. Alkyl groups can contain one to about twelve carbon atoms and preferably one to about eight. Preferably, the acid group is a carboxylic acid. A preferred additional monomer is an acrylate. Tertiary alkyl acrylates such as tert-butyl acrylate and 2-methyl-2-adamantyl acrylate may provide acid sensitive functionality for image formation as discussed above. Other acrylates, such as acrylic acid and methyl acrylate may be employed to modify the adhesion or solubility of the polymer. In one embodiment tert-butylacrylate may be incorporated into the polymer which introduces acid-labile tert-butyl ester groups. The

15

20

level of carboxylic acid groups which can be used in the polymer is determined for a given composition by optimizing the amount needed for good development in aqueous alkaline developer.

5 Additional polar monomers such as vinyl acetate may also be incorporated into the polymer in order to assist aqueous development or otherwise modify polymer properties.

The fluoro alcohol group and/or other acid group of the polymer can contain a protecting group which protects the fluorinated alcohol group and/or other acid group (i.e., the protected group) from exhibiting its
10 acidity while in this protected form. As one illustrative example, the tertiary-butyl group is the protecting group in a tertiary-butyl ester and this protecting group protects the free acid. In undergoing deprotection (conversion of protected acid to free acid), the ester is converted to the corresponding acid.

15 An alpha-alkoxyalkyl ether group is a preferred protecting group for the fluoroalcohol group in order to maintain a high degree of transparency in the photoresist composition. The resulting protected fluoroalcohol group has the structure:



In this protected fluoroalcohol, R_f and R_f' are as described above; R_x is hydrogen or a linear or branched alkyl group of between 1 and 10 carbon atoms. An illustrative, but non-limiting example, of an alpha-
25 alkoxyalkyl ether group, which is effective as a protecting group in a protected acid group, is methoxy methyl ether (MOM). A protected fluoroalcohol with this particular protecting group can be obtained by reaction of chloromethylmethyl ether with the fluoroalcohol.

30 Any one of the additional monomers described above may be employed in the polymer of this invention. For example, the fluoroalcohol functional group (protected or unprotected) described herein can be used alone or it can be used in combination with one or more other acid groups, such as carboxylic acid functional group (unprotected) or t-butyl ester of carboxylic acid functional group (protected).

35 In this invention, often, but not always, the components having protected groups are repeat units having protected acid groups that have been incorporated in the base polymer resins of the compositions.

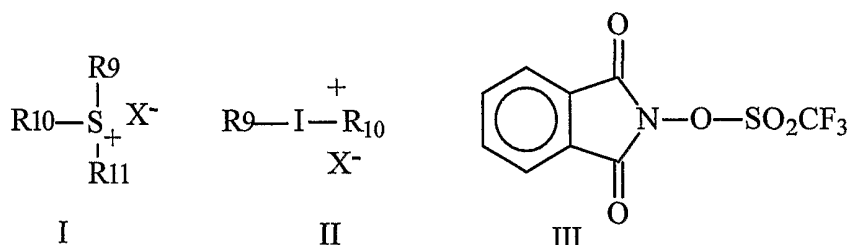
Frequently the protected acid groups are present in one or more comonomer(s) that are polymerized to form the polymer of this invention. Alternatively, in this invention, a polymer can be formed by polymerization with an acid-containing comonomer and then subsequently acid
 5 functionality in the resulting acid-containing polymer can be partially or wholly converted by appropriate means to derivatives having protected acid groups.

Photoresist Development

The fluorine-containing polymer of this invention has been found to
 10 be useful in a photoresist composition.

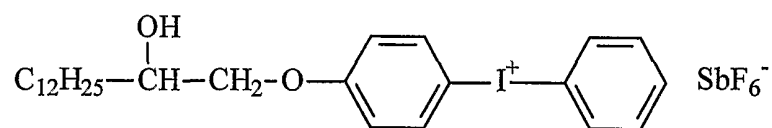
The photoresist compositions of this invention contain at least one photoactive component (PAC) that can produce either acid or base upon exposure to actinic radiation during the development process. If an acid is produced upon exposure to actinic radiation, the PAC is termed a
 15 photoacid generator (PAG). If a base is produced upon exposure to actinic radiation, the PAC is termed a photobase generator (PBG).

Suitable photoacid generators for this invention include, but are not limited to, 1) sulfonium salts (structure I), 2) iodonium salts (structure II),
 20 and 3) hydroxamic acid esters, such as structure III.



In structures II to IV, R₉-R₁₁ are, independently, substituted or unsubstituted C₆ to C₂₀ aryl or substituted or unsubstituted C₇-C₄₀
 25 alkylaryl or aralkyl. Representative aryl groups include, but are not limited to, phenyl, naphthyl, anthracene and iodonium. Suitable heteroatom substituents include, but are not limited to one or more oxygen atom, nitrogen atom, halogen or sulfur atom. When the heteroatom is oxygen the substituent may contain hydroxyl (-OH) and C₁-C₂₀ alkyloxy (e.g.,
 30 C₁₀H₂₁O). The anion X⁻ in structures III-IV can be, but is not limited to, SbF₆⁻ (hexafluoroantimonate), CF₃SO₃⁻ (trifluoromethylsulfonate = triflate), and C₄F₉SO₃⁻ (perfluorobutylsulfonate).

An iodonium photacid generator of particular utility has the following structure:



5 Functionality for Development

For use in a photoresist composition, the fluorine-containing polymer should contain sufficient functionality to render the photoresist developable so as to produce a relief image, following imagewise exposure to ultraviolet radiation having wavelength of ≤ 365 nm. In some preferred embodiments, the sufficient functionality is selected from an acid and/or a protected acid group, as described above. Such acid or protected acid groups have been found to render the exposed portions of photoresist soluble in basic solution upon exposure to sufficient ultraviolet radiation having a wavelength of ≤ 365 nm while the unexposed portions are insoluble in the basic solution.

For development, one or more groups within the fluorine-containing polymer should contain one or more components having protected acid groups that can yield, by catalysis of acids or bases generated photolytically from the photoactive compound (PAC), hydrophilic acid or base groups.

A given protected acid group is one that is normally chosen on the basis of its being acid labile, such that when photoacid is produced upon imagewise exposure, the acid will catalyze deprotection and production of hydrophilic acid groups that are necessary for development under aqueous conditions. In addition, the fluorine-containing polymer may also contain acid functionality that is not protected.

Examples of basic developer include but are not limited to sodium hydroxide solution, potassium hydroxide solution, or ammonium hydroxide solution. Specifically a basic developer is an aqueous alkaline liquid such as a wholly aqueous solution containing 0.262 N tetramethylammonium hydroxide (with development at 25°C usually for less than or equal to 120 seconds) or 1% sodium carbonate by weight (with development at a temperature of 30°C usually for less than 2 or equal to 2 minutes).

When an aqueous processable photoresist is coated or otherwise applied to a substrate and imagewise exposed to UV light, development of

the photoresist composition may require that the binder material should contain sufficient acid groups (e.g., carboxylic acid groups) and/or protected acid groups that are at least partially deprotected upon exposure to render the photoresist (or other photoimageable coating composition) processable in aqueous alkaline developer.

In one embodiment of the invention in which the polymer has one or more protected acid groups, the polymer yields a carboxylic acid as the hydrophilic group upon exposure to photogenerated acid. Such protected acid groups include, but are not limited to, A) esters capable of forming, or rearranging to, a tertiary cation, B) esters of lactone, C) acetal esters, D) β -cyclic ketone esters, E) α -cyclic ether esters, and F) MEEMA (methoxy ethoxy ethyl methacrylate) and other esters which are easily hydrolyzable because of anchimeric assistance. Some specific examples in category A) are t-butyl ester, 2-methyl-2-adamantyl ester, and isobornyl ester. Some specific examples in category B) are γ -butyrolactone-3-yl, γ -butyrolactone-2-yl, mavalonic lactone, 3-methyl- γ -butyrolactone-3-yl, 3-tetrahydrofuranyl, and 3-oxocyclohexyl. Some specific examples in category C) are 2-tetrahydropyranyl, 2-tetrahydrofuranyl, and 2,3-propylenecarbonate-1-yl. Additional examples in category C) include various esters from addition of vinyl ethers, such as, for example, ethoxy ethyl vinyl ether, methoxy ethoxy ethyl vinyl ether, and acetoxy ethoxy ethyl vinyl ether.

An especially preferred acidic group is the hexafluoroisopropanol group which may be incorporated by use of hexafluoroisopropanol-containing monomers. Some or all of the hexafluoroisopropanol groups may be protected as, for example, acid-labile alkoxymethyl ethers or tert-butylcarbonates.

Examples of components having protected acid groups that yield an alcohol as the hydrophilic group upon exposure to photogenerated acid or base include, but are not limited to, t-butoxycarbonyl (t-BOC), t-butyl ether, and 3-cyclohexenyl ether.

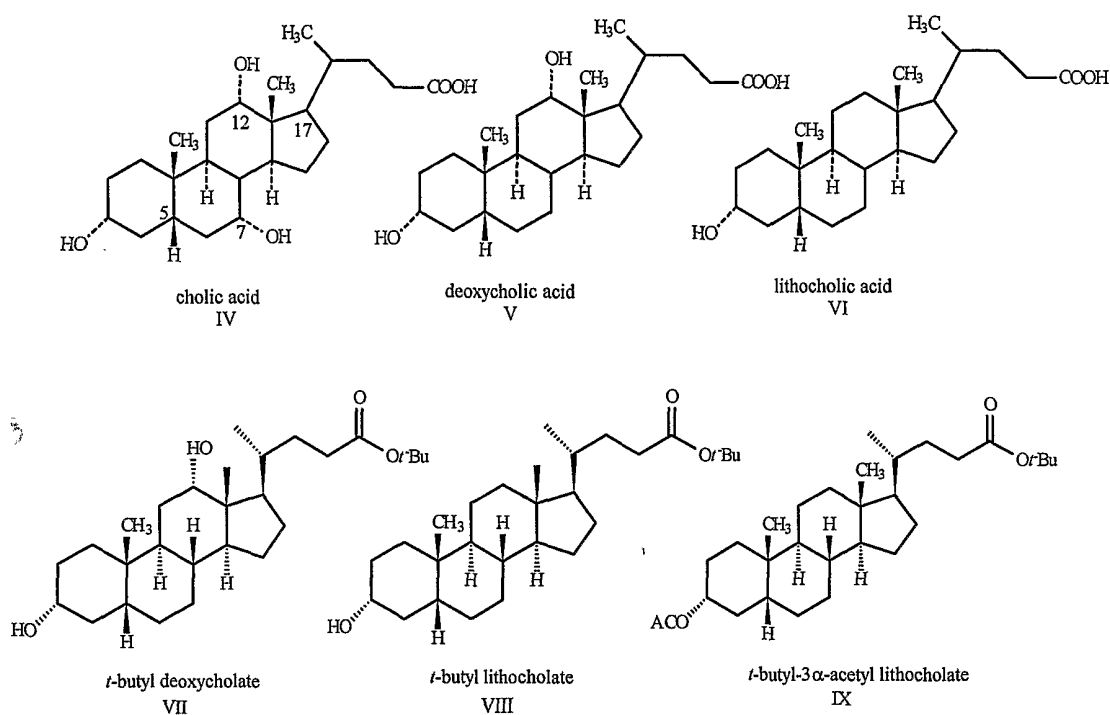
In the case of a negative-working photoresist layer, the photoresist layer will be removed during development in portions which are unexposed to UV radiation but will be substantially unaffected in exposed portions during development using either a critical fluid or an organic solvent.

Dissolution Inhibitors and Additives

Various dissolution inhibitors can be utilized in the photoresist composition of this invention. Ideally, dissolution inhibitors (DIs) for far and extreme UV resists (e.g., 193 nm resists) should be designed/chosen to satisfy multiple materials needs including dissolution inhibition, plasma etch resistance, and adhesion behavior of resist compositions comprising a given DI additive. Some dissolution inhibiting compounds may also serve as plasticizers in resist compositions.

A variety of bile-salt esters (i.e., cholate esters) are particularly useful as DIs in the compositions of this invention. Bile-salt esters are known to be effective dissolution inhibitors for deep UV resists, beginning with work by Reichmanis et al. in 1983. (E. Reichmanis et al., "The Effect of Substituents on the Photosensitivity of 2-Nitrobenzyl Ester Deep UV Resists", *J. Electrochem. Soc.* 1983, 130, 1433-1437.) Bile-salt esters are particularly attractive choices as DIs for several reasons, including their availability from natural sources, their possessing a high alicyclic carbon content, and particularly for their being transparent in the deep and vacuum UV region, (which essentially is also the far and extreme UV region), of the electromagnetic spectrum (e.g., typically they are highly transparent at 193 nm). Furthermore, the bile-salt esters are also attractive DI choices since they may be designed to have widely ranging hydrophobic to hydrophilic compatibilities depending upon hydroxyl substitution and functionalization.

Representative bile-acids and bile-acid derivatives that are suitable as additives and/or dissolution inhibitors for this invention include, but are not limited to, those illustrated below, which are as follows: cholic acid (IV), deoxycholic acid (V), lithocholic acid (VI), t-butyl deoxycholate (VII), t-butyl lithocholate (VIII), and t-butyl-3- α -acetyl lithocholate (IX). Bile-acid esters, including compounds VII-IX, are preferred dissolution inhibitors in this invention.



5 The invention is not limited to use of bile-acid esters and related
 compounds as dissolution inhibitors. Other types of dissolution inhibitors,
 such as various diazonaphthoquinones (DNQs) and
 diazocoumarins (DCs), can be utilized in this invention in some
 applications. Diazonaphthoquinones and diazocoumarins are generally
 10 suitable in resists compositions designed for imaging at higher
 wavelengths of UV light (e.g., 365 nm and perhaps at 248 nm). These
 dissolution inhibitors are generally not preferred in resist compositions
 designed for imaging with UV light at 193 nm or lower wavelengths, since
 these compounds absorb strongly in this region of the UV and are usually
 15 not sufficiently transparent for most applications at these low UV
 wavelengths.

Solvents:

20 The photoresists of this invention may be formulated with a solvent
 such as chlorobenzene, methyl ethyl ketone, cyclohexanone or propylene
 glycol methyl ethyl acetate. A solvent can be chlorobenzene and methyl
 ethyl ketone or propylene glycol methyl ether acetate and cyclohexanone.

Other Components

25 The photoresist compositions of this invention can contain optional
 additional components. Examples of additional components which can be
 added include, but are not limited to, bases, surfactants, resolution

enhancers, adhesion promoters, residue reducers, coating aids, plasticizers, and T_g (glass transition temperature) modifiers.

Process Steps

5 For microlithography, the photoresist composition of this invention is applied to a suitable substrate such as a microelectronic wafer typically employed in the semiconductor industry. Examples include but are not limited to silicon wafers. The solvent is then dried.

Imagewise Exposure

10 The photoresist compositions of this invention are sensitive in the ultraviolet region of the electromagnetic spectrum and especially to those wavelengths ≤ 365 nm. Imagewise exposure of the photoresist compositions of this invention can be done at many different UV wavelengths including, but not limited to, 365 nm, 248 nm, 193 nm, 157 nm, and lower wavelengths. Imagewise exposure is preferably done
15 with ultraviolet light of 248 nm, 193 nm, 157 nm, or lower wavelengths; is more preferably done with ultraviolet light of 193 nm, 157 nm, or lower wavelengths; and is still more preferably done with ultraviolet light of 157 nm or lower wavelengths. Imagewise exposure can either be done
20 digitally with a laser or equivalent device or non-digitally with use of a photomask. Digital imaging with a laser is preferred. Suitable laser devices for digital imaging of the compositions of this invention include, but are not limited to, an argon-fluorine excimer laser with UV output at 193 nm, a krypton-fluorine excimer laser with UV output at 248 nm, and a fluorine (F2) laser with output at 157 nm. Since, as discussed supra, use
25 of UV light of lower wavelength for imagewise exposure corresponds to higher resolution (lower resolution limit), the use of a lower wavelength (e.g., 193 nm or 157 nm or lower) is generally preferred over use of a higher wavelength (e.g., 248 nm or higher). Specifically, imaging at 157 nm is preferred over imaging at 193 nm for this reason.

30 The present photoresists are useful for 365 nm (I-line), 248 nm (KrF laser), and especially 193 nm (ArF laser) and 157 nm (F2 laser) microlithography. These photoresists are critical in allowing for the imaging of feature sizes in the sub-0.10 micrometer range.

GLOSSARYChemicals/Monomers

	CFC-113	1,1,2-trichlorotrifluoroethane
	DMF	Dimethylformamide
5	TFE	Tetrafluoroethylene (E. I. du Pont de Nemours and Company, Wilmington, DE)
	NB	Norbornene = Bicyclo[2.2.1]hept-2-ene Aldrich Chemical Co., Milwaukee, WI
10	NB-TFE	3,3,4,4-tetrafluoro-tricyclo[4.2.1.0 ^{2,5}]non-7-ene, CAS # 3802-76-4
	THF	Tetrahydrofuran Aldrich Chemical Co., Milwaukee, WI
15	Perkadox [®] 16 N	Di-(4-tert-butylcyclohexyl)peroxydicarbonate Noury Chemical Corp., Burt, NY
	HFIBO	Hexafluoroisobutylene epoxide
	TBA	Tertiary-Butyl acrylate

General

20	Extreme UV	Region of the electromagnetic spectrum in the ultraviolet that ranges from 10 nanometers to 200 nanometers
	Far UV	Region of the electromagnetic spectrum in the ultraviolet that ranges from 200 nanometers to 300 nanometers
25	UV	Ultraviolet region of the electromagnetic spectrum which ranges from 10 nanometers to 390 nanometers
30	Near UV	Region of the electromagnetic spectrum in the ultraviolet that ranges from 300 nanometers to 390 nanometers
	M_n	Number-average molecular weight of a given polymer
	M_w	Weight-average molecular weight of a given polymer
35	$P = M_w/M_n$	Polydispersity of a given polymer

	Absorption coefficient	AC = A/b, where A, absorbance, = $\text{Log}_{10}(1/T)$ and b = film thickness in microns, where T = transmittance as defined below.
5	Transmittance	Transmittance, T, = ratio of the radiant power transmitted by a sample to the radiant power incident on the sample and is measured for a specified wavelength μ .
10	T _g	Glass Transition Temperature

EXAMPLES

All temperatures are in degrees Centigrade, all mass
measurements are in grams, and all percentages are weight percentages
15 except for polymer compositions which are mole percentages.

Glass transition temperatures (T_gs) were determined by DSC
(differential scanning calorimetry) using a heating rate of 20°C/min, data is
reported from the second heat. The DSC unit used is a Model DSC2910
made by TA Instruments, Wilmington, DE.

20 EXAMPLES

Comparative Example 1A: TFE/Norbornene Copolymer:

A 400 mL stainless steel pressure vessel was charged with a
solution of 33 g (0.35 mol) norbornene in 120 mL of CFC-113. Perkadox®
16 N (1.20 g) was added. The vessel was closed, purged with nitrogen,
25 cooled, evacuated and charged with 40 g (0.40 mol) TFE. The vessel was
heated with shaking to 50°C and maintained for 18 hr with the internal
pressure decreasing from 200 psi to 167 psi. The vessel was cooled,
vented and the liquid contents recovered using additional CFC-113 to
rinse. Polymer was isolated by precipitation of the CFC-113 solution into
30 excess methanol. The white solid was filtered and dried in a vacuum oven
overnight at about 65°C. Isolated yield was 29.7 g (41%) of white
polymer; GPC (MEK) Mw 10000, Mn 2900, Mw/Mn 3.57. Anal. Found: C,
54.60; H, 5.05; F, 31.21. From the % C, the composition of the polymer
was calculated as 52 mol % TFE and 48 mol % norbornene.

35 Comparative Example 1B: TFE/Norbornene Copolymer:

A sample of another TFE/norbornene copolymer was prepared by
the procedure of Comparative Example 1A using 47 g (0.5 mol)

norbornene, 120 mL CFC-113, 1.6 g Perkadox[®] 16N and 50 g (0.50 mol) TFE with polymerization conducted at 40°C for 18 hr. There was isolated 19.7 g (20%) of white polymer; GPC (MEK) Mw 10600, Mn 3700; Mw/Mn 2.89; Inh. Visc. 0.0195 (MEK). Anal. Found: C, 58.33; H, 5.63; F, 33.13.

5 From the % C analysis, composition of the polymer was calculated as 46 mol % TFE and 54 mol % norbornene. Its glass transition temperature was found to be 152 °C by DSC and its absorbance at 157 nm was found to be 1.3 μm^{-1} , demonstrating that this copolymer has a lower glass transition temperature and inferior transparency as compared to the

10 polymers of Example 1 below.

Preparation of the NB-TFE monomer used in the Following Examples:

A NB-TFE monomer was prepared by substantially the same process as described in example 1 of U.S. 2,928,865 by reaction of tetrafluoroethylene (1 equivalent) and norbornadiene (1.25 equivalents) at 15 180°C for 8 hours in a sealed metal pressure vessel. The product was purified by spinning band distillation to provide pure cuts of the tricyclic comonomer (and having a boiling point of 67°C at 45 mmHg).

Example 1: Synthesis of a polymer from the Monomers TFE and NB-TFE

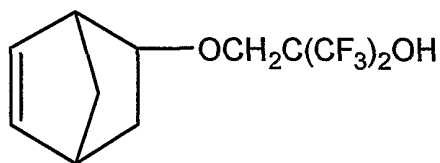
20 A 200 mL stainless steel pressure vessel was charged with 46.1 g of NB-TFE, 75 mL of 1,1,2-trichlorotrifluoroethane and 1.0 g of Perkadox[®]16N initiator. The vessel was closed, cooled in dry ice, evacuated and charged with 36 g of tetrafluoroethylene (TFE). The vessel was then agitated with its contents at 50 °C for 18 hr. The vessel was 25 cooled to room temperature and vented to one atmosphere. The translucent, gel-like solution was removed from the vessel using additional 1,1,2-trichlorotrifluoroethane to rinse. The mass was allowed to air-dry. The polymer was dissolved in tetrahydrofuran and precipitated into excess methanol. The solid was dried in a vacuum oven at 85°C giving 18.0 g of 30 white polymer; GPC (MEK) Mn 9400, Mw 13100; Mw/Mn 1.40; Tg 228°C (DSC). Anal. Found: C, 46.26; H, 2.90; F, 49.80. ¹⁹F NMR -95 to -122 (multiplets, 4F from TFE and 2 F from NB-TFE), -124.4 (dd, 2F from NB-F-OH). From integration of the spectrum, the polymer composition was calculated to be 53 % TFE and 47 % NB-TFE. The absorbance at 35 157 nm was found to be 0.69 μm^{-1} from measurements on spin cast films of 88.4 and 102.9 nm thickness.

Example 2: Synthesis of a Polymer from the Monomers TFE, norbornene and NB-TFE:

The procedure of Example 1 was followed using 11.3 g of norbornene, 23.0 g NB-TFE, 75 mL of 1,1,2-trichlorotrifluoroethane, 1.0 g of Perkadox®16N and 36 g of TFE. The clear solution from the polymerization was added to excess methanol. The precipitated polymer was dissolved in tetrahydrofuran and precipitate by adding the solution to excess methanol. After drying, there was obtained 21.2 g of white polymer; GPC (MEK) Mn 6000, Mw 10500; Mw/Mn 1.73; Tg 166 °C (DSC). Anal. Found: C, 53.07; H, 4.48; F, 41.80. ¹⁹F NMR -95 to -122 (multiplets, 4F from TFE and 2 F from NB-TFE), -124.4 (dd, 2F from NB-F-OH). From integration of the spectrum, the ratio of TFE to NB-TFE in the polymer was found to be 74:26.

Example 3: Synthesis of a Polymer from the Monomers TFE, NB-F-OH and NB-TFE :

The monomer NB-F-OH was prepared using the following procedure:



NB-F-OH

A dry round bottom flask equipped with mechanical stirrer, addition funnel and nitrogen inlet was swept with nitrogen and charged with 19.7 g (0.78 mol) of 95% sodium hydride and 500 mL of anhydrous DMF. The stirred mixture was cooled to 5°C and 80.1 g (0.728 mol) of exo-5-norbornen-2-ol was added dropwise so that the temperature remained below 15°C. The resulting mixture was stirred for 1 hr. HFIBO (131 g, 0.728 mol) (prepared as described in accordance with the procedure of Example 1 of PCT Int. Appl. WO 00/66575 A2 Published on November 11, 2001) was added dropwise at room temperature. The resulting mixture was stirred overnight at room temperature. Methanol (40 mL) was added and most of the DMF was removed on a rotary evaporator under reduced pressure. The residue was treated with 200 mL water and glacial acetic acid was added until the pH was about 8.0. The aqueous mixture

was extracted with 3 X 150 mL ether. The combined ether extracts were washed with 3 X 150 mL water and 150 mL brine, dried over anhydrous sodium sulfate and concentrated on a rotary evaporator to an oil.

Kugelrohr distillation at 0.15-0.20 torr and a pot temperature of 30-60 °C gave 190.1 (90%) of product. ¹H NMR (δ, CD₂Cl₂) 1.10 - 1.30 (m, 1H), 1.50 (d, 1H), 1.55-1.65 (m, 1H), 1.70 (s, 1H), 1.75 (d, 1H), 2.70 (s, 1H), 2.85 (s, 1H), 3.90 (d, 1H), 5.95 (s, 1H), 6.25 (s, 1H). Another sample prepared in the same fashion was submitted for elemental analysis. Calcd. for C₁₁H₁₂F₆O₂: C, 45.53; H, 4.17; F, 39.28. Found: C, 44.98; H, 4.22; F, 38.25.

Example 4: Synthesis of a Polymer from the Monomers TFE, NB-F-OH and NB-TFE :

The procedure of Example 1 was followed using 52.3 g of NB-F-OH, 11.5 g of NB-TFE, 75 mL of 1,1,2-trichlorotrifluoroethane, 1.0 g of Perkadox® 16N and 36 g of TFE. The clear solution from the polymerization was added to excess hexane. The precipitated polymer was dried in a vacuum oven giving 12.0 g of white polymer; GPC (MEK) Mn 4800, Mw 6900; Mw/Mn 1.45; Tg 149°C (DSC). Anal. Found: C, 42.10; H, 3.42; F, 45.22. ¹⁹F NMR -75.6 (s, 6F from NB-F-OH), -95 to -122 (multiplets, 4F from TFE and 2 F from NB-TFE), -124.4 (dd, 2F from NB-TFE). From integration of the spectrum, the polymer composition was calculated to be 45% TFE, 47 % NB-F-OH and 8% NB-TFE. The absorbance at 157 nm was found to be 0.84 μm⁻¹ from measurements on spin cast films of 291.2 and 235.1 nm thickness.

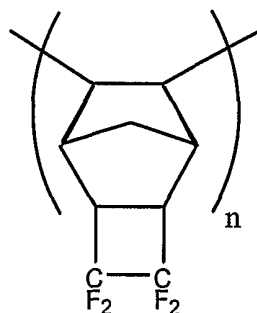
Example 5: Synthesis of a polymer from the Monomers TFE, NB-F-OH, NB-TFE and tert-Butyl Acrylate: The procedure of Example 1 was followed using 40.0 g of NB-F-OH, 5.8 g of NB-TFE, 1.54 g of tert-butyl acrylate, 75 mL of 1,1,2-trichlorotrifluoroethane, 0.6 g of Perkadox® 16N and 42 g of TFE. The clear solution from the polymerization was added to excess hexane. The precipitated polymer was dried in a vacuum oven giving 12.0 g of white polymer; GPC (MEK) Mn 6200, Mw 9500; Mw/Mn 1.53; Tg 146°C (DSC). Anal. Found: C, 44.36; H, 4.00; F, 40.16. ¹⁹F NMR -75.6 (s, 6F from NB-F-OH), -95 to -122 (multiplets, 4F from TFE and 2 F from NB-TFE), -124.4 (dd, 2F from NB-F-OH). From analysis of its ¹³C NMR spectrum, the polymer composition was calculated to be 41% TFE, 39 % NB-F-OH, 5% NB-TFE and 16 % tert-butyl acrylate. The

absorbance at 157 nm was found to be $1.73 \mu\text{m}^{-1}$ from measurements on spin cast films of 101.9 and 88.7 nm thickness.

Example 6. Synthesis of a Polymer from the Monomers TFE, NB-F-OH, NB-F-O-MOM and NB-TFE. The procedure of Example 1 was followed using 34.8 g of NB-F-OH, 30.1 g of NB-F-O-MOM (the methoxy methyl ether protected version of NB-F-OH, prepared by reaction of NB-F-OH with chloromethyl methyl ether in the presence of base), 5.8 g of NB-TFE, 75 mL of 1,1,2-trichlorotrifluoroethane, 1.0 g of Perkadox® 16N and 36 g of TFE. The clear solution from the polymerization was added to excess hexane. The precipitated polymer was dried in a vacuum oven giving 10.4 g of white polymer; GPC (MEK) Mn 5100, Mw 6900; Mw/Mn 1.35; Tg 121°C (DSC). Anal. Found: C, 41.91; H, 3.50; F, 41.86. ^{19}F NMR -75.6 (s, 6F from NB-F-OH), -73.8 (s, 6F from NB-F-OMOM) -95 to -122 (multiplets, 4F from TFE and 2 F from NB-TFE), -124.4 (dd, 2F from NB-F-OH). From integration of its ^{13}C NMR spectrum, the polymer composition was calculated to be 49% TFE, 26 % NB-F-OH, 19 % NB-F-OMOM and 6% NB-TFE. The absorbance at 157 nm was found to be $1.11 \mu\text{m}^{-1}$ from measurements on spin cast films of 100.2 and 87.2 nm thickness.

Example 7. Synthesis of a homopolymer from the Monomer NB-TFE.

Under nitrogen, $[(\eta^3\text{-C}_4\text{H}_7)\text{PdCl}]_2$ (0.338 g, 0.862 mmol) and AgSbF_6 (0.596 g, 17.2 mmol) were dissolved in 20 mL chlorobenzene. The resulting mixture was stirred at room temperature for 40 minutes, during which time AgCl precipitated from the reaction mixture. The reaction mixture was filtered, and the filtrate added to a solution of NB-TFE (16.56 g, 86.2 mmol) in 100 mL chlorobenzene. The resulting solution was stirred for six days at room temperature, and poly(NB-TFE) was then isolated by precipitation in hexane (500 mL) followed by filtration and drying under vacuum. Yield of poly(NB-TFE) = 6.4 grams. Spectroscopic data was consistent with the vinyl addition polymer depicted below:



Fluorine NMR showed two multiplets in a 1:1 ratio: ^{19}F NMR (acetone- d_6)
 -111.9 (mult), -125.3 (mult). GPC: $M_n = 9340$; $M_w = 24425$; $M_w/M_n =$
 5 2.62. A 5 weight % solution in 2-heptanone was made for spin-coating,
 film sample(s) were spin coated, and the absorption coefficient at 157 nm
 was measured to give the following result: Abs @ 157 nm = $2.63 \mu\text{m}^{-1}$.
 The absorption at 157 nm measured for poly(NB-TFE) is several orders of
 magnitude less than that reported for poly(norbornene) itself: for
 10 poly(norbornene), Abs @ 157 nm = $6.1 \mu\text{m}^{-1}$ [see R. R. Kunz, T. M.
 Bloomstein, D. E. Hardy, R. B. Goodman, D. K. Downs, and J. E. Curtin,
 "Outlook for 157-nm resist design", in Proc. SPIE-Int. Soc. Opt. Eng., 3678
 (Pt. 1, Advances in Resist Technology and Processing XVI), pages 13-23,
 1999.

15 Example 8. Imaging using a poly(TFE/NB-F-OH/NB-TFE/tert-Butyl
 Acrylate).

The following formulation was prepared and magnetically stirred
 overnight:

20	<u>Component</u>	<u>Wt. (gm)</u>
	poly(TFE/NB-F-OH/NB-TFE/tBA) (41/39/5/16, as analyzed by ^{13}C NMR), as prepared in Example 5	0.483
25	2-Heptanone	4.268
	6.82% (wt) solution of triphenylsulfonium nonaflate dissolved in 2-heptanone which had been filtered through a 0.45μ PTFE syringe filter.	0.249

30

Spin coating was done using a Brewer Science Inc. Model-100CB
 combination spin coater/hotplate on a 4 in. diameter Type "P", <100>

orientation, silicon wafer. Development was performed on a Litho Tech Japan Co. Resist Development Analyzer (Model-790).

The wafer was prepared by depositing 5 mL of hexamethyldisilazane (HMDS) primer and spinning at 5000 rpm for 10 sec. Then 1-3 ml of the above solution, after filtering through a 0.45 μm PTFE syringe filter, was deposited and spun at 3000 rpm for 60 seconds and baked at 120°C for 60 seconds.

248 nm imaging was accomplished by exposing the coated wafer to light obtained by passing broadband UV light from an ORIEL Model-82421 Solar Simulator (1000 watt) through a 248 nm interference filter which passes about 30% of the energy at 248 nm. Exposure time was 180 seconds, providing an unattenuated dose of 123 mJ/cm². By using a mask with 18 positions of varying neutral optical density, a wide variety of exposure doses were generated. After exposure the exposed wafer was baked at 120°C for 120 seconds. The wafer was developed in aqueous tetramethylammonium hydroxide (TMAH) solution (OHKA NMD-3, 2.38% aqueous TMAH) for 60 seconds, providing a positive image pattern with a clearing dose of about 26 mJ/cm².

Example 9. Imaging using a poly(TFE/NB-F-OH/NB-TFE/tert-Butyl Acrylate).

The following formulation was prepared and magnetically stirred overnight:

	<u>Component</u>	<u>Wt. (gm)</u>
25	poly(TFE/NB-F-OH/NB-TFE/tBA) (41/39/5/16, as analyzed by ¹³ C NMR), as prepared in Example 5	0.433
	2-Heptanone	4.268
30	Tertiary-Butyl Lithocholate	0.050
	6.82% (wt) solution of triphenylsulfonium nonaflate dissolved in 2-heptanone which had been	
35	filtered through a 0.45 μm PTFE syringe filter.	0.249

Processing was performed as in Example 8. A positive image pattern was obtained with a clearing dose of about 10 mJ/cm².

Example 10. Imaging using a poly(TFE/NB-F-OH/NB-F-O-MOM/NB-TFE).

5 The following formulation was prepared and magnetically stirred overnight:

	<u>Component</u>	<u>Wt. (gm)</u>
10	poly(TFE/NB-F-OH/NB-TFE/NB-F-OMOM) (49/26/6/19, as analyzed by ¹³ C NMR), as prepared in Example 6	0.483
	2-Heptanone	4.268
15	6.82% (wt) solution of triphenylsulfonium nonaflate dissolved in 2-heptanone which had been filtered through a 0.45 μ PTFE syringe filter.	0.249

20 Processing was performed as in Example 8, with the exception that exposure time was 30 seconds, providing an unattenuated dose of 20.5 mJ/cm², and post-exposure bake temperature was 100°C. A positive image pattern was obtained with a dose of about 4.3 mJ/cm² showing partial clearing.

25 Example 11. Imaging using a poly(TFE/NB-F-OH/NB-F-O-MOM/NB-TFE).

The following formulation was prepared and magnetically stirred overnight:

	<u>Component</u>	<u>Wt. (gm)</u>
30	poly(TFE/NB-F-OH/NB-TFE/NB-F-OMOM) analyzed by ¹³ C NMR), as prepared in Example 6	(49/26/6/19, as 0.408
	2-Heptanone	4.268
35	Tertiary-Butyl Lithocholate	0.075

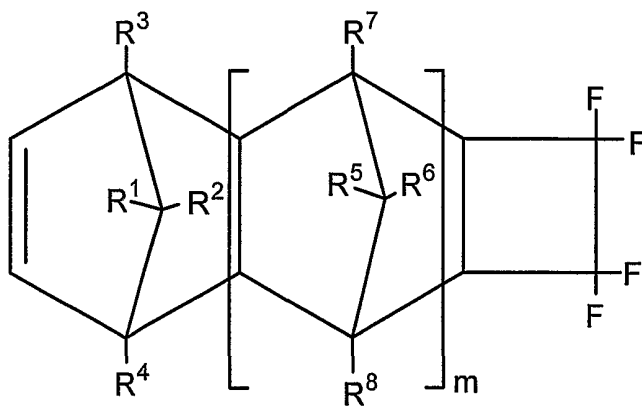
6.82% (wt) solution of triphenylsulfonium nonaflate
dissolved in 2-heptanone which had been
filtered through a 0.45 μ PTFE syringe filter. 0.249

- 5 Processing was performed as in Example 8. A positive image
pattern was obtained with a clearing dose of about 34 mJ/cm².

CLAIMS

What is claimed is:

1. A fluorine-containing polymer comprising a repeat unit derived from at least one ethylenically unsaturated polycyclic compound of structure 1:



1

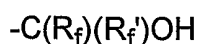
10 wherein:

- R¹ to R⁸ are the same or different and each represents a hydrogen atom, a halogen atom, a carboxyl group, a hydrocarbon group of 1 to 20 carbon atoms or a substituted hydrocarbon group of 1 to 20 carbon atoms and at least one oxygen, sulfur or nitrogen atom; and
 15 m is 0, 1, or 2.

2. The fluorine-containing polymer of Claim 1 wherein R¹ to R⁸ are each hydrogen atoms and m is zero.
3. The fluorine-containing polymer of claim 1 further comprising a repeat unit derived from a fluoroolefin.
- 20 4. The fluorine-containing polymer of Claim 3 wherein the fluoroolefin is tetrafluoroethylene, chlorotrifluoroethylene, hexafluoropropylene, trifluoroethylene, vinylidene fluoride, vinyl fluoride, perfluoro--(2,2-dimethyl-1,3-dioxole), perfluoro-(2-methylene-4-methyl-1,3-dioxolane, CF₂=CFO(CF₂)_tCF=CF₂, where t is 1 or 2, or R_fOCF=CF₂ wherein R_f is a saturated fluoroalkyl group of from 1 to 10 carbon atoms.

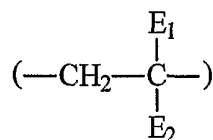
5. The fluorine-containing polymer of Claim 1 further comprising a fluoroalcohol group derived from at least one ethylenically unsaturated compound containing a fluoroalcohol group having the structure:

30



wherein R_f and R_f' are the same or different fluoroalkyl groups of from 1 to about 10 carbon atoms or taken together are $(CF_2)_n$ wherein n is 2 to 10. These fluoroalkyl groups are designated as R_f and R_f' , which can be
 5 partially fluorinated alkyl groups or fully fluorinated alkyl groups (i.e., perfluoroalkyl groups).

6. The fluorine containing polymer of claim 1 further comprising an acid-containing monomer of the structure:



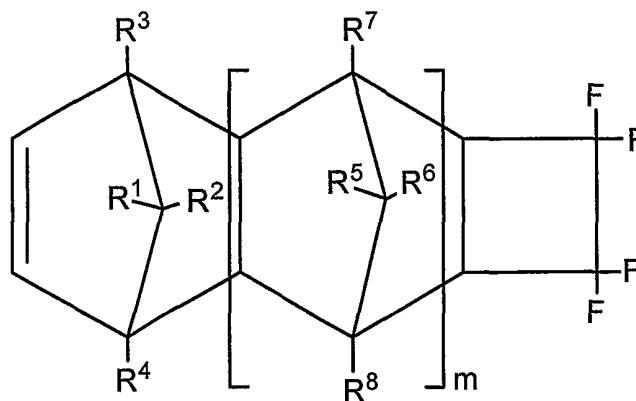
10

in which E_1 is H or C_1 - C_{12} alkyl; E_2 is CO_2E_3 , SO_3E , or other acidic group; and E and E_3 are H or C_1 - C_{12} alkyl, which is unsubstituted or heteroatom substituted.

15

7. A photoresist comprising

(I) a fluorine-containing polymer comprising a repeat unit derived from at least one ethylenically unsaturated polycyclic compound of structure 1:



20

1

wherein:

R^1 to R^8 are the same or different and each represents a
 25 hydrogen atom, a halogen atom, a carboxyl group, a hydrocarbon group of 1 to 20 carbon atoms or a substituted hydrocarbon group of 1 to 20 carbon atoms and at least one oxygen, sulfur or nitrogen atom;

m is 0, 1, or 2; and

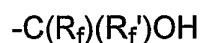
(II) a photoactive component.

8. The photoresist of Claim 7 wherein R¹ to R⁸ are each hydrogen atoms and m is zero.

9. The photoresist of Claim 7 wherein the fluorine-containing polymer further comprises a fluoroolefin.

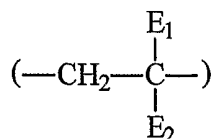
10. The photoresist of Claim 9 wherein the fluoroolefin is tetrafluoroethylene, chlorotrifluoroethylene, hexafluoropropylene, trifluoroethylene, vinylidene fluoride, vinyl fluoride, perfluoro--(2,2-dimethyl-1,3-dioxole), perfluoro-(2-methylene-4-methyl-1,3-dioxolane, CF₂=CFO(CF₂)_tCF=CF₂, where t is 1 or 2, or R_fOCF=CF₂ wherein R_f is a saturated fluoroalkyl group of from 1 to 10 carbon atoms.

11. The photoresist of Claim 7 wherein the fluorine-containing polymer further comprises a fluoroalcohol group derived from at least one ethylenically unsaturated compound containing a fluoroalcohol group having the structure:



wherein R_f and R'_f are the same or different fluoroalkyl groups of from 1 to about 10 carbon atoms or taken together are (CF₂)_n wherein n is 2 to 10. These fluoroalkyl groups are designated as R_f and R'_f, which can be partially fluorinated alkyl groups or fully fluorinated alkyl groups (i.e., perfluoroalkyl groups).

12. The photoresist of Claim 7 wherein the fluorine-containing polymer further comprises an acid-containing monomer of the structure:



in which E₁ is H or C₁-C₁₂ alkyl; E₂ is CO₂E₃, SO₃E, or other acidic group; and E and E₃ are H or C₁-C₁₂ alkyl, which is unsubstituted or heteroatom substituted.

13. The photoresist of Claim 7 further comprising a solvent.

14. The photoresist of Claim 7 further comprising a dissolution inhibitor.

15. The photoresist of Claim 7 wherein the photoactive component is a photoacid generator.

16. A process for preparing a photoresist image on a substrate comprising, in order:

5 (W) applying a photoresist composition on a substrate, wherein the photoresist comprises:

- (I) the fluorine-containing polymer of Claim 1,
- (II) a photoactive component, and
- (III) a solvent;

10 (X) drying the coated photoresist composition to substantially remove the solvent and thereby to form a photoresist layer on the substrate;

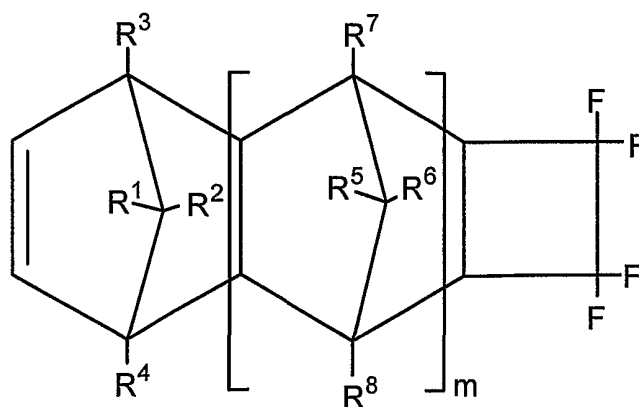
(Y) imagewise exposing the photoresist layer to form imaged and non-imaged areas; and

15 (Z) developing the exposed photoresist layer having imaged and non-imaged areas to form the relief image on the substrate.

17. The process of Claim 16 wherein the exposed layer is developed with an aqueous alkaline developer.

18. An article of manufacture comprising a substrate having coated thereon a photoresist composition comprising:

20 (I) a fluorine-containing polymer comprising a repeat unit derived from at least one ethylenically unsaturated polycyclic compound of structure 1:



25

1

wherein:

30 R¹ to R⁸ are the same or different and each represents a hydrogen atom, a halogen atom, a carboxyl group, a hydrocarbon group of

1 to 20 carbon atoms or a substituted hydrocarbon group of 1 to 20 carbon atoms and at least one oxygen, sulfur or nitrogen atom; and m is 0, 1, or 2, and

(II) a photoactive component.

5 19. The article of Claim 18 wherein the substrate is a microelectronic wafer.

 20. A polymer comprising the polymerization product of a cycloaddition reaction product of a bicyclo-[2.2.1]hepta-1,5-diene and a fluoroolefin selected from the group consisting of tetrafluoroethylene and
10 chlorotrifluoroethylene.

INTERNATIONAL SEARCH REPORT

Int. Patent Application No.
PCT/US 02/09799

A. CLASSIFICATION OF SUBJECT MATTER IPC 7 C08F232/08 G03F7/039 G03F7/004				
According to International Patent Classification (IPC) or to both national classification and IPC				
B. FIELDS SEARCHED				
Minimum documentation searched (classification system followed by classification symbols) IPC 7 C08F				
Documentation searched other than minimum documentation to the extent that such documents are included in the fields searched				
Electronic data base consulted during the international search (name of data base and, where practical, search terms used) WPI Data				
C. DOCUMENTS CONSIDERED TO BE RELEVANT				
Category °	Citation of document, with indication, where appropriate, of the relevant passages	Relevant to claim No.		
A	EP 0 437 619 A (DAIKIN IND.) 24 July 1991 (1991-07-24) cited in the application ---			
A	US 2 928 865 A (W. BRASEN) 15 March 1960 (1960-03-15) cited in the application -----			
<input type="checkbox"/> Further documents are listed in the continuation of box C.				
<input checked="" type="checkbox"/> Patent family members are listed in annex.				
° Special categories of cited documents :				
<table style="width: 100%; border: none;"> <tr> <td style="width: 50%; border: none; vertical-align: top;"> *A* document defining the general state of the art which is not considered to be of particular relevance *E* earlier document but published on or after the international filing date *L* document which may throw doubts on priority claim(s) or which is cited to establish the publication date of another citation or other special reason (as specified) *O* document referring to an oral disclosure, use, exhibition or other means *P* document published prior to the international filing date but later than the priority date claimed </td> <td style="width: 50%; border: none; vertical-align: top;"> *T* later document published after the international filing date or priority date and not in conflict with the application but cited to understand the principle or theory underlying the invention *X* document of particular relevance; the claimed invention cannot be considered novel or cannot be considered to involve an inventive step when the document is taken alone *Y* document of particular relevance; the claimed invention cannot be considered to involve an inventive step when the document is combined with one or more other such documents, such combination being obvious to a person skilled in the art. *&* document member of the same patent family </td> </tr> </table>			*A* document defining the general state of the art which is not considered to be of particular relevance *E* earlier document but published on or after the international filing date *L* document which may throw doubts on priority claim(s) or which is cited to establish the publication date of another citation or other special reason (as specified) *O* document referring to an oral disclosure, use, exhibition or other means *P* document published prior to the international filing date but later than the priority date claimed	*T* later document published after the international filing date or priority date and not in conflict with the application but cited to understand the principle or theory underlying the invention *X* document of particular relevance; the claimed invention cannot be considered novel or cannot be considered to involve an inventive step when the document is taken alone *Y* document of particular relevance; the claimed invention cannot be considered to involve an inventive step when the document is combined with one or more other such documents, such combination being obvious to a person skilled in the art. *&* document member of the same patent family
A document defining the general state of the art which is not considered to be of particular relevance *E* earlier document but published on or after the international filing date *L* document which may throw doubts on priority claim(s) or which is cited to establish the publication date of another citation or other special reason (as specified) *O* document referring to an oral disclosure, use, exhibition or other means *P* document published prior to the international filing date but later than the priority date claimed	*T* later document published after the international filing date or priority date and not in conflict with the application but cited to understand the principle or theory underlying the invention *X* document of particular relevance; the claimed invention cannot be considered novel or cannot be considered to involve an inventive step when the document is taken alone *Y* document of particular relevance; the claimed invention cannot be considered to involve an inventive step when the document is combined with one or more other such documents, such combination being obvious to a person skilled in the art. *&* document member of the same patent family			
Date of the actual completion of the international search <p style="text-align: center;">19 July 2002</p>	Date of mailing of the international search report <p style="text-align: center;">29/07/2002</p>			
Name and mailing address of the ISA European Patent Office, P.B. 5818 Patentlaan 2 NL - 2280 HV Rijswijk Tel. (+31-70) 340-2040, Tx. 31 651 epo nl, Fax: (+31-70) 340-3016	Authorized officer <p style="text-align: center;">Cauwenberg, C</p>			

INTERNATIONAL SEARCH REPORT

Information on patent family members

International Application No

PCT/US 02/09799

Patent document cited in search report	Publication date	Patent family member(s)	Publication date
EP 437619	A	24-07-1991	DE 69022016 D1 05-10-1995
			DE 69022016 T2 25-04-1996
			EP 0437619 A1 24-07-1991
			WO 9100880 A1 24-01-1991
			JP 2643599 B2 20-08-1997
			US 5177166 A 05-01-1993
			US 5229473 A 20-07-1993
<hr style="border-top: 1px dashed black;"/>			
US 2928865	A	15-03-1960	NONE
<hr style="border-top: 1px dashed black;"/>			