



US00D923557S

(12) **United States Design Patent**  
**Crisamore et al.**

(10) **Patent No.:** **US D923,557 S**

(45) **Date of Patent:** **\*\* Jun. 29, 2021**

(54) **TIRE**

(71) Applicant: **The Carlstar Group LLC**, Franklin, TN (US)

(72) Inventors: **Brian Crisamore**, Milan, TN (US);  
**Ben Holt**, Lexington, TN (US);  
**Richard Hogg**, Jackson, TN (US);  
**David Dahl**, Jackson, TN (US)

(73) Assignee: **The Carlstar Group LLC**, Franklin, TN (US)

(\*\*) Term: **15 Years**

(21) Appl. No.: **29/717,462**

(22) Filed: **Dec. 17, 2019**

(51) **LOC (13) Cl.** ..... **12-15**

(52) **U.S. Cl.**  
USPC ..... **D12/563**

(58) **Field of Classification Search**  
USPC ..... D12/533-567  
CPC ... B60C 11/0302; B60C 11/0339-0355; B60C 11/0358-0372; B60C 11/0374-0379; B60C 11/0381-0383; B60C 11/0386-0397

See application file for complete search history.

(56) **References Cited**

U.S. PATENT DOCUMENTS

D363,456 S *	10/1995	Graas .....	D12/544
D845,218 S *	4/2019	Wang .....	D12/563
D847,728 S *	5/2019	Chattopadhyay .....	D12/544
D896,161 S *	9/2020	Koetter .....	D12/563
D900,010 S *	10/2020	Koetter .....	D12/545

\* cited by examiner

*Primary Examiner* — George D. Kirschbaum

*Assistant Examiner* — Joseph J Kukella

(74) *Attorney, Agent, or Firm* — Stites & Harbison PLLC; Sean P. Ritchie

(57) **CLAIM**

The ornamental design for a tire, as shown and described.

**DESCRIPTION**

FIG. 1 is a top and front perspective view of a tire showing the claimed design;

FIG. 2 is a front view thereof;

FIG. 3 is a rear view thereof;

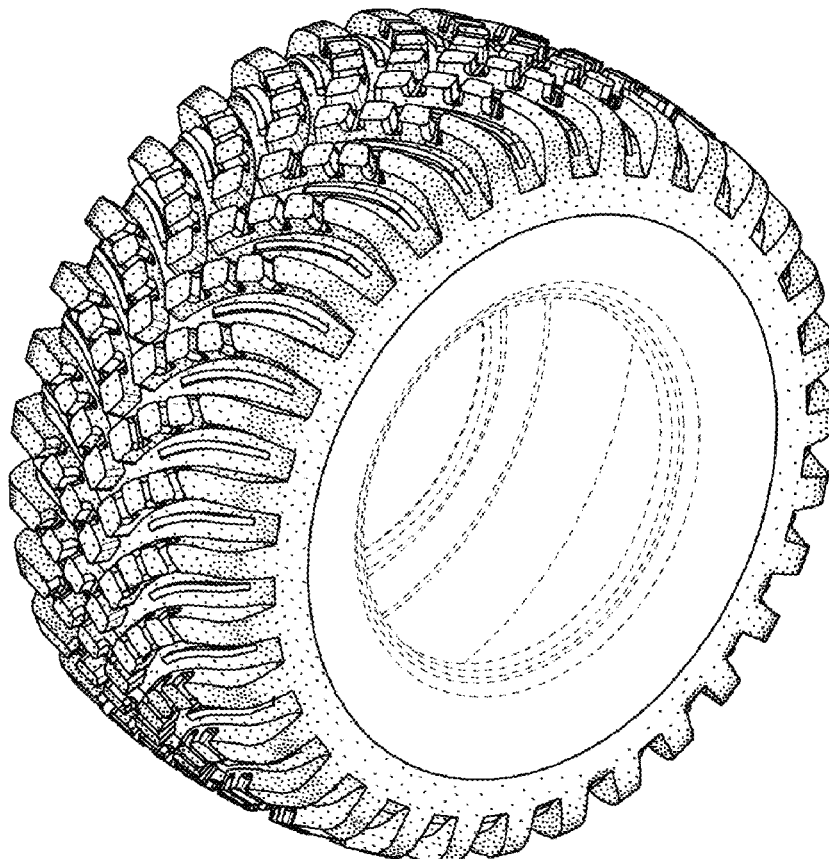
FIG. 4 is a left side view thereof;

FIG. 5 is a right side view thereof; and,

FIG. 6 is an enlarged, partial view of the tire of FIG. 1.

In the drawings, the broken lines show portions of the tire that form no part of the claimed design.

**1 Claim, 6 Drawing Sheets**



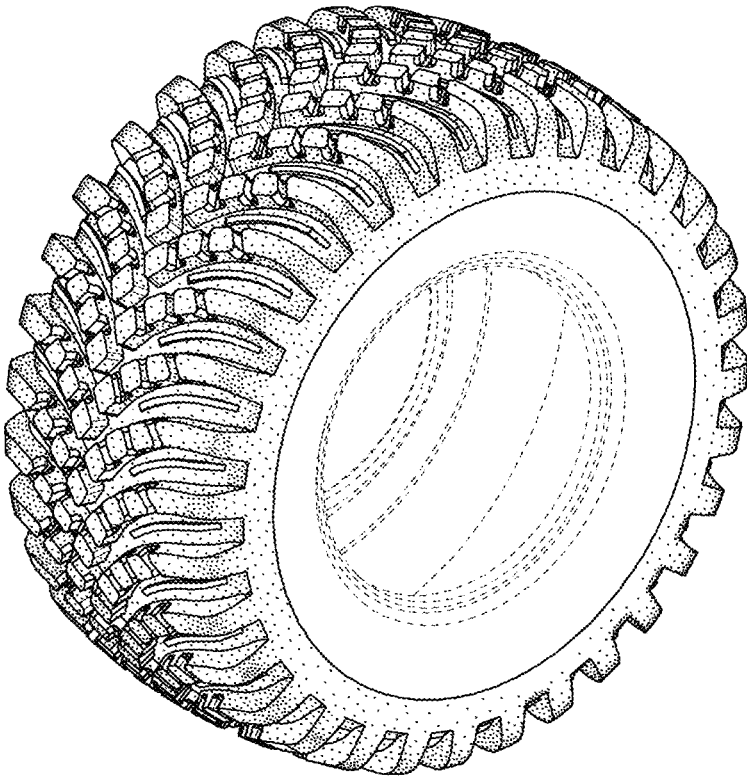


FIG. 1

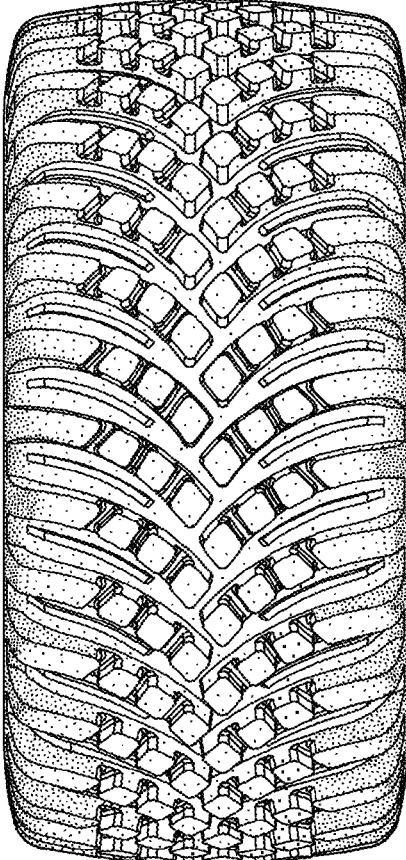


FIG. 2

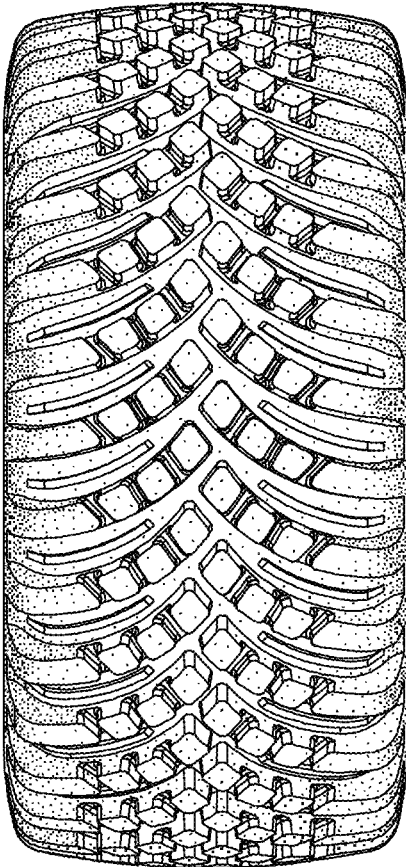


FIG. 3

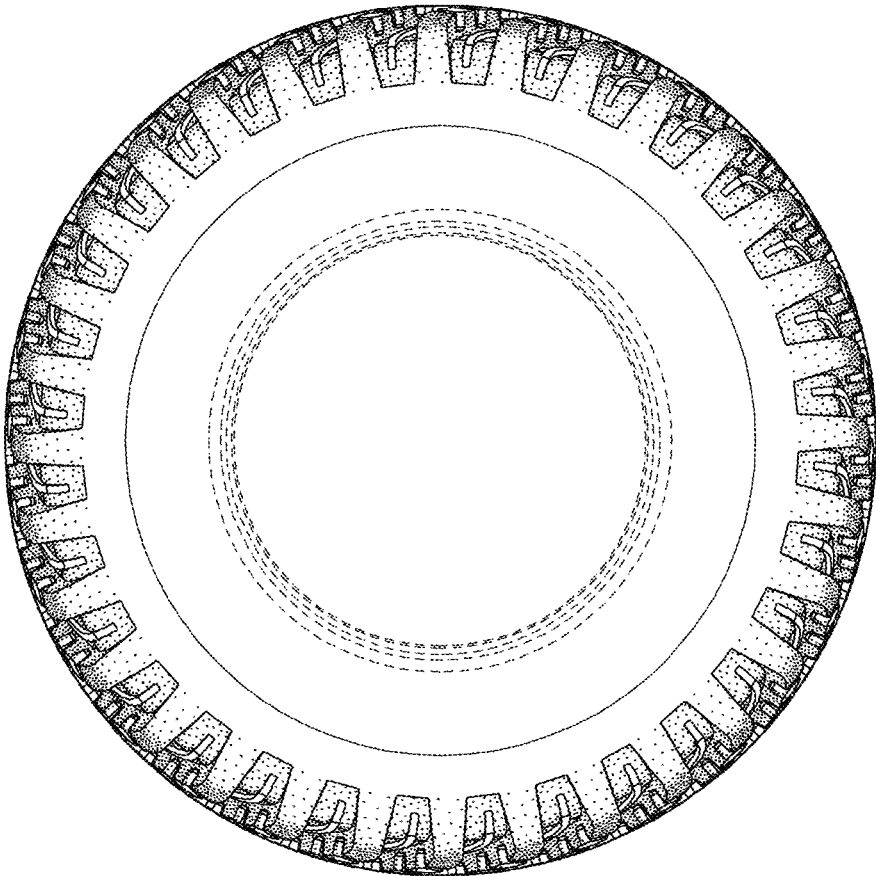


FIG. 4

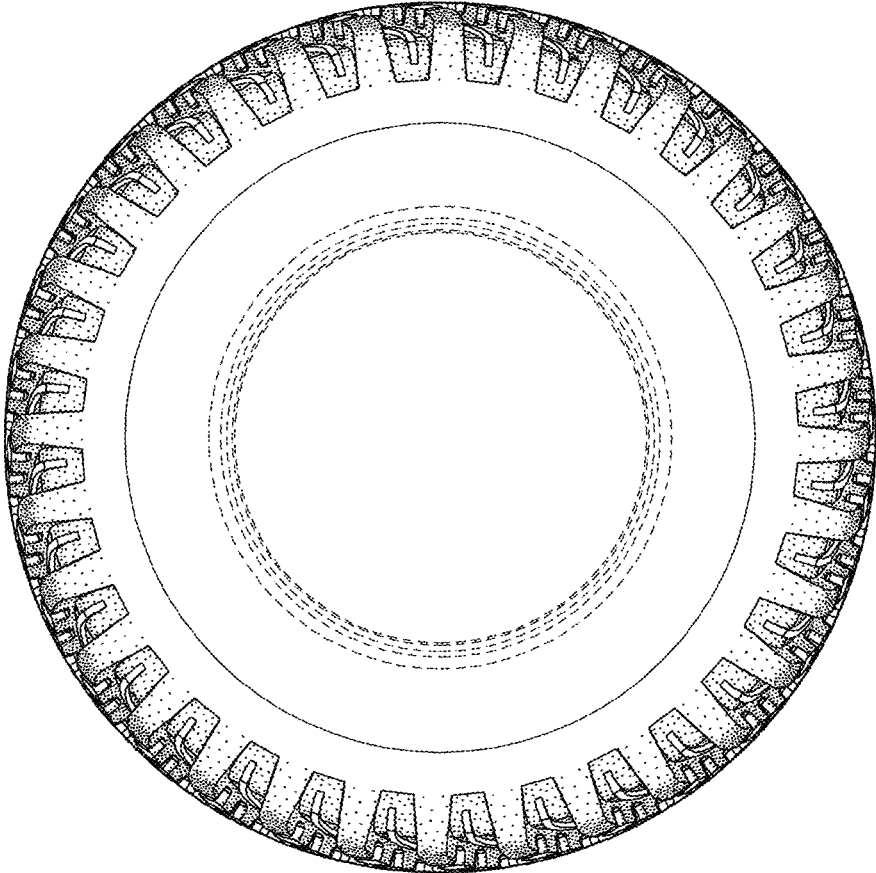


FIG. 5

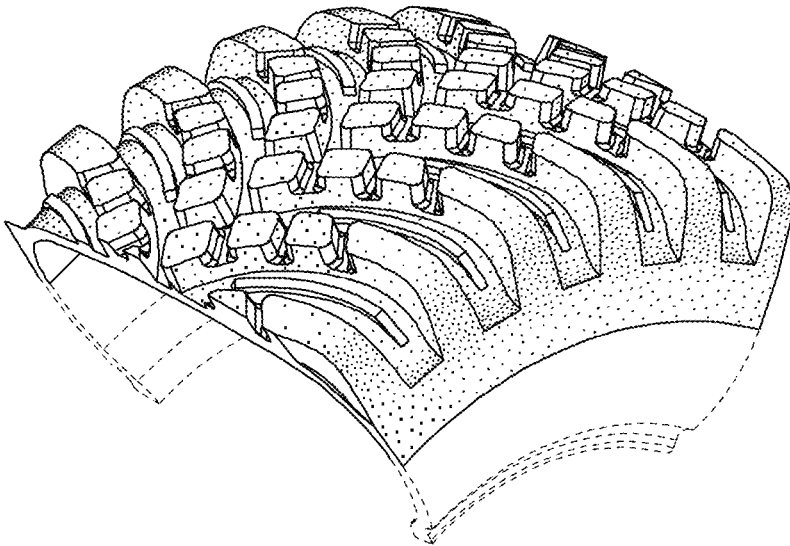


FIG. 6