



US00D399666S

United States Patent [19]

[11] Patent Number: **Des. 399,666**

Muller

[45] Date of Patent: ****Oct. 20, 1998**

[54] CHAIR

D. 336,382	6/1993	Hubert	D6/370
D. 338,115	8/1993	Grosfillex	D6/370
D. 340,364	10/1993	Caldwell	D6/370

[76] Inventor: **Carl A. Muller**, 1856 N. Harding, Altadena, Calif. 91001

Primary Examiner—Gary D. Watson
Attorney, Agent, or Firm—George W. Finch

[**] Term: **14 Years**

[57] **CLAIM**

[21] Appl. No.: **73,583**

The ornamental design for a chair, as shown.

[22] Filed: **Jul. 11, 1997**

DESCRIPTION

[51] **LOC (6) Cl.** **06-01**

[52] **U.S. Cl.** **D6/370; D6/379; D6/380**

[58] **Field of Search** D6/334, 370, 374, D6/376, 379, 380, 500, 501, 502; 297/446.1, 452.63


FIG. 1 is a perspective view showing the front side, right side, and top of the ornamental design;
FIG. 2 is a top plan view of the same;
FIG. 3 is a front elevational view of the same;
FIG. 4 is a bottom view of the same;
FIG. 5 is a right side elevational view of the same;
FIG. 6 is a back elevational view of the same, and,
FIG. 7 is a left side elevational view of the same.

[56] **References Cited**

U.S. PATENT DOCUMENTS

D. 121,072	6/1940	Johnson	D6/370
D. 311,098	10/1990	Lee et al.	D6/380
D. 331,501	12/1992	Grosfillex	D6/370

1 Claim, 2 Drawing Sheets






FIG. 1




FIG. 2

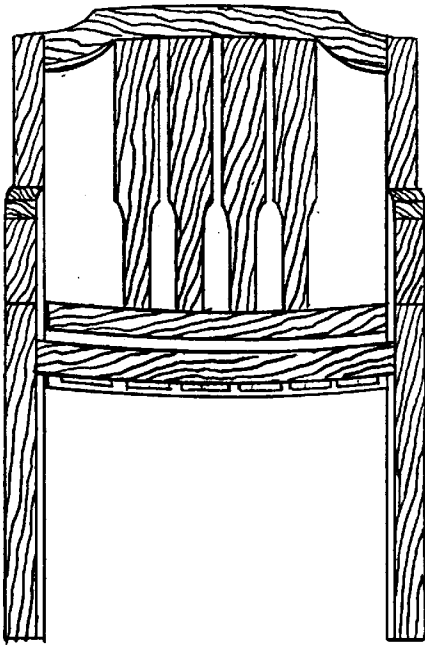


FIG. 3




FIG. 4




FIG. 5




FIG. 6




FIG. 7